

# Juniper

## Exam Questions JN0-105

Junos - Associate (JNCIA-Junos) 2024 Exam



#### NEW QUESTION 1

Which two functions are performed by the PFE? (Choose two.)

- A. It implements firewall filters.
- B. It selects active routes.
- C. It forwards transit traffic.
- D. It maintains the routing table.

**Answer:** AC

#### Explanation:

The Packet Forwarding Engine (PFE) in Junos OS performs several key functions, including implementing firewall filters (A) and forwarding transit traffic (C). The PFE applies firewall filter rules to incoming and outgoing traffic and is responsible for the high-speed forwarding of packets based on the information in the forwarding table.

#### NEW QUESTION 2

You received a new Junos device and are configuring the system-related settings. You must configure this device for the current date and time on the US West coast. You have set the time zone to America/Los\_Angeles. however the time and date did not change. In this scenario, which two additional actions would satisfy this requirement? (Choose two.)

- A. Set the date and time setting manually.
- B. Configure an NTP server.
- C. Configure a DNS server.
- D. Reboot the device.

**Answer:** AB

#### Explanation:

When configuring the system-related settings for the current date and time on a Junos device, especially for a specific time zone like America/Los\_Angeles, and the time does not automatically adjust, two effective actions can be taken. Firstly, setting the date and time manually allows for immediate correction of the system clock. This can be done via the CLI with the appropriate set date and time command. Secondly, configuring the device to use an NTP server can provide ongoing synchronization with an accurate time source, ensuring that the device maintains the correct time and date automatically in the future, even in the case of restarts or minor drifts in the internal clock.

#### NEW QUESTION 3

Which Junos OS component is responsible for maintaining the forwarding table?

- A. Routing Engine
- B. chassis control daemon
- C. Packet Forwarding Engine
- D. management daemon

**Answer:** C

#### Explanation:

The Packet Forwarding Engine (PFE) in Junos OS is responsible for maintaining the forwarding table. The PFE processes incoming packets, performs route lookups in the forwarding table, and forwards packets based on this information, offloading these tasks from the Routing Engine to ensure efficient packet forwarding.

#### NEW QUESTION 4

Which statement is correct when multiple users are configuring a Junos device using the configure private command?

- A. A commit by any user will commit changes made by all active users.
- B. A commit will not succeed until there is only a single user in configuration mode.
- C. Each user gets their own candidate configuration.
- D. Each user shares the same candidate configuration.

**Answer:** C

#### Explanation:

When multiple users are configuring a Junos device using the "configure private" command, each user gets their own candidate configuration (C). This allows for isolated configuration sessions, where changes made by one user do not impact or interfere with the changes made by another user in their private session.

#### NEW QUESTION 5

When considering routing policies, which two statements are correct? (Choose two.)

- A. Routing policies are applied to interfaces as input or export filters.
- B. An import routing policy for BGP determines which received prefix advertisements are placed in the routing information base.
- C. Policy terms are evaluated from top to bottom with action taken on the first match found.
- D. Policy terms are evaluated from top to bottom with the most restrictive action taken of all the matching terms.

**Answer:** BC

#### Explanation:

Routing policies in Junos OS are crucial for controlling route advertisements and path selection. The correct answers are B and C. An import routing policy for BGP determines which received prefix advertisements are placed in the routing information base (RIB), and policy terms are evaluated from top to bottom, with

action taken on the first match found. This sequential evaluation allows for precise control over routing decisions.

#### NEW QUESTION 6

What are two attributes of the UDP protocol? (Choose two.)

- A. UDP is more reliable than TCP.
- B. UDP is always slower than TCP.
- C. UDP is best effort.
- D. UDP is connectionless.

**Answer:** CD

#### Explanation:

UDP (User Datagram Protocol) is known for being connectionless (D) and providing best-effort delivery without the reliability mechanisms present in TCP (C). This means that UDP does not establish a connection before sending data and does not guarantee delivery, order, or error checking, making it faster but less reliable than TCP.

#### NEW QUESTION 7

Which process in the Junos OS is responsible for device management tasks including the CLI and commit operations?

- A. mgd
- B. chassisd
- C. rpd
- D. dcd

**Answer:** A

#### Explanation:

In Junos OS, the management daemon (mgd) is responsible for handling all the device management tasks, including processing CLI commands and handling commit operations. The mgd daemon interacts with the Junos OS configuration database and provides the necessary logic to ensure that configuration changes are syntactically correct and do not conflict with each other. When a user commits a configuration, mgd validates the changes, applies them to the running configuration, and ensures that the necessary daemons are notified of the changes to apply them accordingly.

#### NEW QUESTION 8

Which process in the Junos OS is responsible for maintaining routing protocols and tables?

- A. mgd
- B. chassisd
- C. rpd
- D. dcd

**Answer:** C

#### Explanation:

The Routing Protocol Daemon (rpd) in Junos OS is responsible for maintaining routing protocols and tables. It handles all routing information, including the calculation of routes and the population of the routing table, making it crucial for dynamic routing operations.

#### NEW QUESTION 9

Which two statements about route preference in Junos are correct? (Choose two.)

- A. Both direct and static routes have the same preference.
- B. Both direct and local routes have the same preference.
- C. Both OSPF internal and OSPF AS external routes have the same preference.
- D. Both EBGP and IBGP routes have the same preference.

**Answer:** BC

#### Explanation:

In Junos OS, route preference (also known as administrative distance) is used to determine the preferred route among multiple routes to the same destination learned via different routing protocols. Direct and local routes, which represent directly connected networks and interfaces, typically share the same low preference value, indicating high trustworthiness because they are directly connected to the router. OSPF internal routes (routes within the same OSPF area) and OSPF AS external routes (routes that are external to the OSPF autonomous system but redistributed into OSPF) also share the same preference value, although this value is higher (indicating less trust) than for direct and local routes. This distinction helps the routing engine decide which routes to use when multiple paths are available.

#### NEW QUESTION 10

How many rescue configuration files are supported on a Junos device?

- A. 50
- B. 3
- C. 1
- D. 49

**Answer:** C

#### Explanation:

Junos OS supports only 1 rescue configuration file on a device. This rescue configuration is a safeguard feature that allows network administrators to revert to a

known good configuration in case of a configuration error or issue, ensuring network stability.

In Junos OS, each device supports only one rescue configuration file. The rescue configuration is a specific configuration that can be saved and later retrieved if needed. This is used as a fallback configuration that you know works and can be applied in case of an emergency or if the current configuration has issues.

Reference: Juniper Networks Documentation on Rescue Configuration

"You can create a rescue configuration file by using the request system configuration rescue save operational mode command. Each Junos OS device can have only one rescue configuration file."

#### NEW QUESTION 10

Click the Exhibit button.



```
[edit protocols ospf]
user@router# show
area 0.0.0.0 {
  interface all;
}
export [ policy1 policy2 policy3 ];
[edit routing-options]
user@router# show
static {
  route 10.10.10.0/24 next-hop 192.168.1.254;
}
```

Referring to the exhibit, OSPF has three export policies that match different static route prefixes. The 10.10.10.0/24 static route does not match any terms in the policy1 routing policy.

What happens next in this scenario?

- A. The static route is evaluated by the policy3 routing policy.
- B. The static route is evaluated by the policy2 routing policy.
- C. The static route is rejected by the default routing policy.
- D. The static route is rejected by the policy1 routing policy.

**Answer: B**

#### Explanation:

In Junos, when multiple policies are applied to a routing protocol for route export, the routes are evaluated in the order in which the policies are listed. In the exhibit, the OSPF configuration has three export policies listed: policy1, policy2, and policy3. The static route 10.10.10.0/24 does not match any terms in policy1; therefore, it is not rejected by policy1 but is instead passed on to the next policy in the sequence, which is policy2.

If the static route matches a term in policy2 that permits the route, it will be exported into OSPF. If it does not match in policy2, it will then be evaluated by policy3. If there is no match in policy3 as well, and assuming there are no more policies listed, the route would then be subject to the default routing policy behavior, which typically rejects the route unless an explicit accept statement is present in the policies.

#### NEW QUESTION 11

Which prompt indicates that you are using configuration mode?

- A. >
- B. \$
- C. #
- D. %

**Answer: C**

#### Explanation:

In Junos OS, the # prompt indicates that you are in configuration mode. This mode is used for making changes to the configuration of the device.

Reference: Juniper Networks CLI Modes

"The # prompt indicates that you are in configuration mode."

#### NEW QUESTION 14

Which two statements are correct about Junos traceoptions? (Choose two.)

- A. Traceoptions cannot be enabled in a production environment.
- B. Traceoptions are enabled through configuration.
- C. Traceoptions are enabled by default.
- D. Traceoption output, by default, is stored in /var/log/<file-name>.

**Answer: BD**

#### Explanation:

Traceoptions in Junos OS are used for detailed debugging and troubleshooting of protocols and processes within the system. They are not enabled by default due to the potential performance impact and volume of data generated. Instead, traceoptions are enabled through specific configuration settings under the relevant protocol or process hierarchy. This allows administrators to target their troubleshooting efforts and control the scope of logging. By default, the output generated by traceoptions is stored in files located in the /var/log directory, with the file name typically specified in the traceoptions configuration. This structured approach to logging and debugging helps in diagnosing complex issues without overwhelming the system or the administrator with irrelevant data.

#### NEW QUESTION 17

Which statement is correct concerning exception traffic processing?

- A. Exception traffic is always dropped during congestion.
- B. Exception traffic is rate-limited to protect the RE.
- C. Exception traffic is discarded by the PFE.
- D. Exception traffic is never forwarded.

**Answer:** B

**Explanation:**

Exception traffic refers to packets that the Packet Forwarding Engine (PFE) cannot process normally and must be forwarded to the Routing Engine (RE) for further processing. This includes packets destined for the router itself or packets needing special handling that the PFE cannot provide. To protect the RE from being overwhelmed by such traffic, which could potentially impact the router's control plane functions, exception traffic is rate-limited. This means that there's a threshold to how much exception traffic can be sent to the RE, ensuring that the router's critical management and control functions remain stable and responsive even during high traffic volumes or attacks.

**NEW QUESTION 22**

Which two statements about firewall filters are correct? (Choose two.)

- A. Firewall filters are stateless.
- B. Firewall filters can match Layer 7 parameters.
- C. Firewall filters are stateful.
- D. Firewall filters can match Layer 4 parameters.

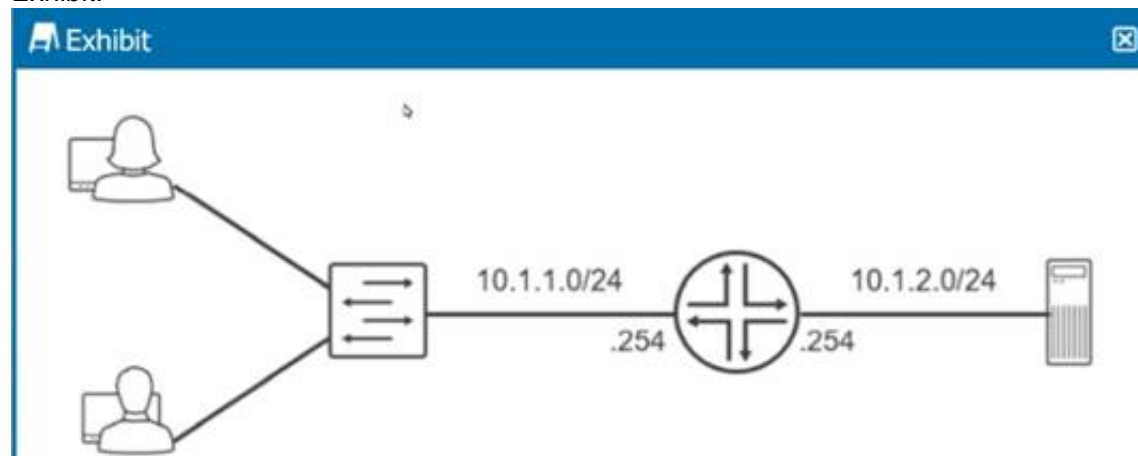
**Answer:** AD

**Explanation:**

Firewall filters in Junos OS are stateless, meaning they process each packet individually without regard to the state of a connection or sequence of packets. These filters can match various packet attributes, including those at Layer 4, such as TCP and UDP port numbers. This allows for granular control over traffic based on the type of service or application. Unlike stateless filters, stateful firewalls keep track of the state of active connections and make decisions based on the context of the traffic flow, which is not a capability of Junos firewall filters. Additionally, Junos firewall filters primarily operate up to Layer 4 and do not natively inspect Layer 7 parameters, which involve application-level data.

**NEW QUESTION 26**

Exhibit.



Referring to the exhibit, which routing configuration is required for these two users to access the remote server?

- A. Users must connect directly to the router.
- B. Users and the server require a default gateway.
- C. Trunk ports must be enabled on the switch.
- D. A routing protocol must be enabled on the router.

**Answer:** B

**Explanation:**

For the users in the 10.1.1.0/24 subnet and the server in the 10.1.2.0/24 subnet to communicate with each other, they need to route packets through the router that connects these two subnets. Each user and the server need to have their default gateway set to the IP address of the router interface on their respective subnet (.254). This ensures that packets destined for other subnets are sent to the router, which then routes them to the correct destination subnet.

References:

? Juniper official documentation: Configuring Basic Routing.

? General networking principles.

**NEW QUESTION 29**

Which character is used to filter the command output in the Junos CLI?

- A. |
- B. >
- C. <
- D. ?

**Answer:** A

**Explanation:**

In the Junos CLI, the pipe character | is used as a filter operator to refine command output. This operator can be combined with various filtering commands like match, except, count, etc., to display only the relevant portions of the command output. For example, using | match <pattern> filters the output to show only the lines that contain the specified pattern, making it easier to find specific information within extensive command output. This functionality is especially useful in managing and troubleshooting complex configurations and network states, allowing for more efficient analysis of the device's operational status and configuration details.

**NEW QUESTION 34**

Which two external authentication methods does Junos support for administrative access? (Choose two.)

- A. TACACS+
- B. NIS
- C. RADIUS
- D. ACE

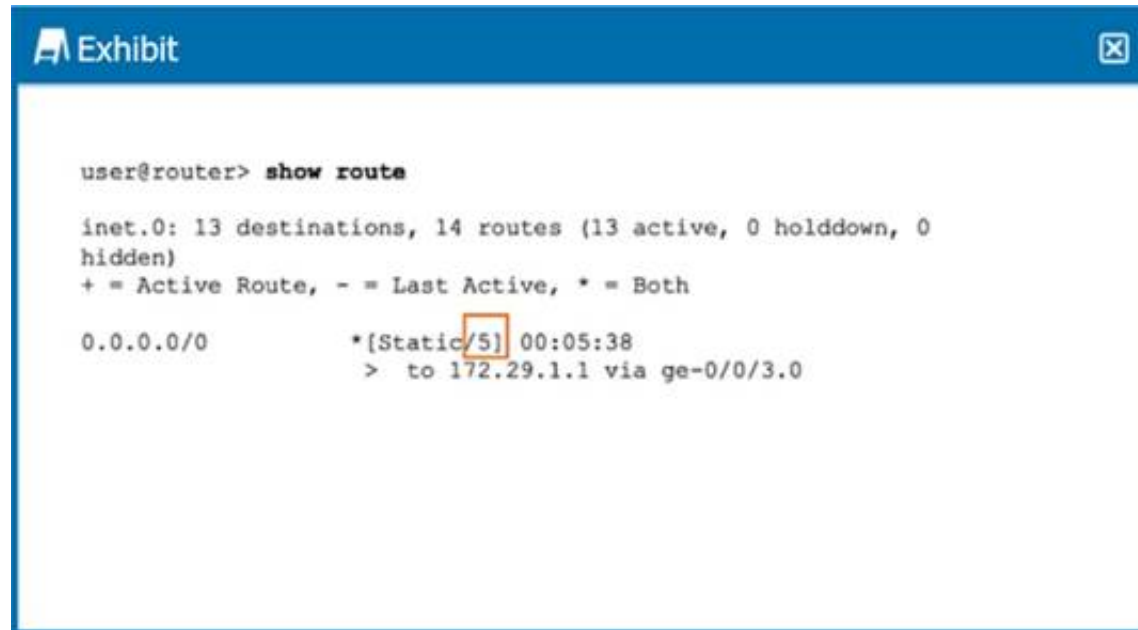
**Answer:** A

**Explanation:**

Junos OS supports several external authentication methods for administrative access, with TACACS+ (Terminal Access Controller Access-Control System Plus) and RADIUS (Remote Authentication Dial-In User Service) being among the most commonly used. Both TACACS+ and RADIUS are protocols that allow network devices to communicate with a central authentication server, enabling centralized control over user authentication and authorization. This centralization simplifies the management of user credentials and access policies, especially in larger networks with multiple devices.

**NEW QUESTION 35**

Click the Exhibit button.



Referring the exhibit, what does the highlighted number indicate?

- A. route preference is 5
- B. hop count is 5
- C. cost is 5
- D. metric is 5

**Answer:** A

**Explanation:**

In the exhibit shown, the highlighted number next to the route type (Static) within the square brackets indicates the route preference, also known as the administrative distance. In Junos, the route preference is a value that determines the priority of the route source. Lower numbers indicate a higher priority when the routing table is being calculated. The route preference is used to select the best route when multiple paths to the same destination exist from different routing sources. The number 5 is unusually low for a static route by default, suggesting it has been manually configured to override other route types.

**NEW QUESTION 36**

You are asked to convert the number 7 from decimal to binary. Which number is correct in this scenario?

- A. 00001000
- B. 00010000
- C. 00000111
- D. 11100000

**Answer:** C

**Explanation:**

To convert the decimal number 7 to binary, the correct representation is 00000111 (C). In binary, 7 is represented as  $1+2+4$  ( $2^0 + 2^1 + 2^2$ ), which corresponds to the last three digits being 1 in the binary format, with leading zeros added for clarity.

**NEW QUESTION 39**

Which component is considered part of the data plane?

- A. the Routing Engine
- B. the Packet Forwarding Engine
- C. the power supply
- D. the fan tray

**Answer:** B

**Explanation:**

The Packet Forwarding Engine (PFE) is an integral component of Juniper Networks devices, responsible for the data plane operations. The data plane, also known as the forwarding plane, is where the actual processing and forwarding of packets occur based on the routing and forwarding tables. The PFE executes the forwarding decisions made by the Routing Engine (RE), handling all packet transmissions, including routing, filtering, and switching packets towards their destination. This contrasts with the control plane operations handled by the RE, which involve routing table maintenance, system management, and control protocol processing.



**NEW QUESTION 41**

You are asked to configure your device running Junos OS to automatically archive your configuration upon commit. In this scenario, which two methods are supported by the Junos OS? (Choose two)

- A. SCP
- B. RCP
- C. FTP
- D. HTTP

**Answer:** AB

**Explanation:**

Junos OS supports multiple methods for automatically archiving configurations upon commit. Two of the supported methods are SCP (Secure Copy Protocol) and RCP (Remote Copy Protocol). These methods can be configured to save the configuration files to a remote server automatically whenever a commit is made.

Reference: Juniper Networks Documentation on Configuration Archival

"You can configure Junos OS to automatically archive the configuration using protocols such as SCP and RCP upon commit."

**NEW QUESTION 42**

Which two statements describe the result when you enter ? at the command-line prompt? (Choose two.)

- A. It lists the available commands and options.
- B. It lists tips for the help menu.
- C. It displays help about a text string contained in a statement.
- D. It displays summary information about the commands and options.

**Answer:** AD

**Explanation:**

When you enter ? at the command-line prompt in Junos OS, the system provides assistance in two significant ways. Firstly, it lists the available commands and options that can be used at the current point in the command hierarchy, aiding users in understanding what commands they can execute next. Secondly, it displays summary information about those commands and options, providing brief descriptions or additional context that can help users understand the function of each command or option. This feature is particularly useful for learning the command structure or for quick reference when specific command syntax is forgotten.

**NEW QUESTION 44**

Which criteria does the Junos OS use to select an active route when two entries exist in the routing table?

- A. the route with the lowest preference number
- B. the most recently learned dynamic route
- C. the route with the highest preference number
- D. the route with the highest metric

**Answer:** A

**Explanation:**

In Junos OS, when two entries for the same destination exist in the routing table, the route with the lowest preference number is selected as the active route. This preference number, also known as the route preference or administrative distance, is used to prioritize routes received from different routing protocols.

**NEW QUESTION 46**

Which two statements are correct about a Routing Engine? (Choose two.)

- A. It processes CoS marked traffic.
- B. It forwards transit traffic.
- C. It processes management traffic.
- D. It maintains routing tables.

**Answer:** CD

**Explanation:**

The Routing Engine (RE) in Juniper Networks devices plays a pivotal role in the control plane, handling tasks that are critical for the operation and management of the network. One of its key functions is processing management traffic, which includes user commands, system configuration, and monitoring operations. The RE also maintains routing tables, which are essential for network routing decisions. These tables contain network topology information and routing paths, which the RE uses to update the Packet Forwarding Engine (PFE) so that it can forward packets appropriately. The RE does not forward transit traffic or process Class of Service (CoS) marked traffic, as these tasks are handled by the PFE.

**NEW QUESTION 50**

What is the protocol data unit (PDU) of the Data Link Layer?

- A. segment
- B. byte
- C. frame
- D. bit

**Answer:** C

**Explanation:**

In the OSI model, the Data Link Layer is responsible for node-to-node delivery of data. It frames the packets received from the Network Layer and prepares them for physical transmission. The Protocol Data Unit (PDU) for the Data Link Layer is called a "frame." Frames encapsulate the network layer packets, adding a header and a trailer that include the hardware addresses of the source and destination, among other things, facilitating the data link layer services like frame

synchronization, flow control, and error checking.

#### NEW QUESTION 55

What are two physical interface properties? (Choose two.)

- A. MAC address
- B. IP address
- C. routing protocols
- D. MTU

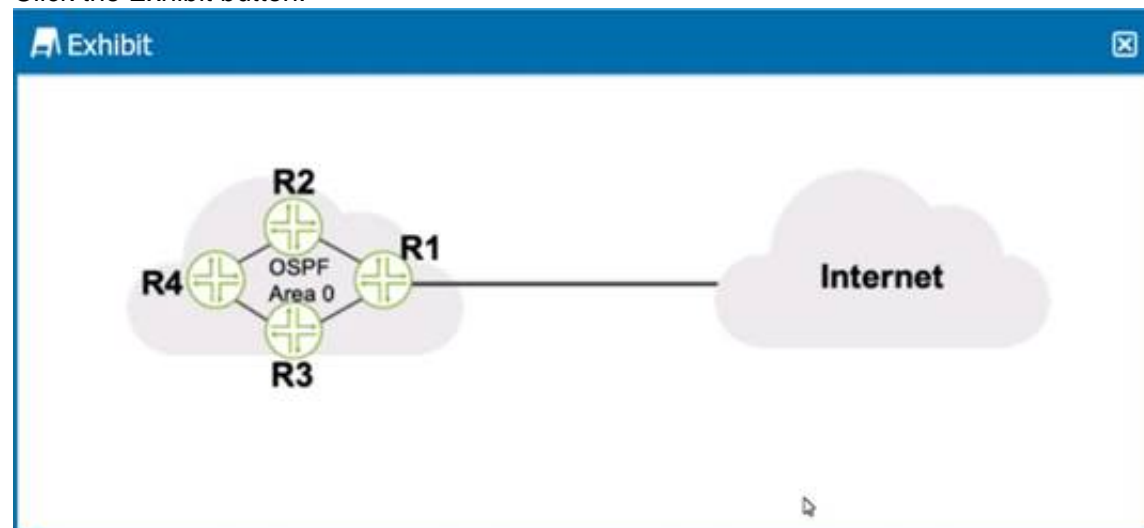
**Answer:** AD

#### Explanation:

Two physical interface properties in Junos OS include the MAC address (A) and the Maximum Transmission Unit (MTU) size (D). The MAC address is a hardware identifier for the network interface, while the MTU size determines the largest packet size that the interface can transmit without needing to fragment the packet.

#### NEW QUESTION 56

Click the Exhibit button.



Referring to the exhibit, what should be configured on R1 to advertise a default static route into OSPF?

- A. a firewall filter
- B. a routing policy
- C. a loopback interface
- D. a management interface

**Answer:** B

#### Explanation:

To advertise a default static route into OSPF on router R1, a routing policy should be configured. This policy would typically include a statement to match the default route (0.0.0.0/0) and then apply an action to set the route as an OSPF external type, which would then be redistributed into the OSPF domain. The routing policy is a set of conditions and actions that determine how routes are imported into or exported from the routing table and how routes are shared between routing instances or routing protocols. After defining the policy, it must be applied to OSPF under the export section of the OSPF configuration on R1. This process will allow R1 to announce the default route to other OSPF routers in the network, which then can use it as a gateway of last resort to reach the Internet or other networks not explicitly known to the OSPF domain.

#### NEW QUESTION 61

Exhibit

```
policy-options {
  policy-statement Load-Balance-Policy {
    term Load-Balance {
      then {
        load-balance per-flow;
        accept;
      }
    }
  }
}
```

```
routing-options {
  router-id 192.168.100.11;
  autonomous-system 65201;
  forwarding-table {
    export Load-Balance-Policy;
  }
}
```

Referring to the exhibit, which two statements are correct? (Choose two.)

- A. The policy enables equal cost load balancing in the forwarding table.
- B. The policy must be applied under the protocols hierarchy.
- C. The policy enables per-packet load balancing.
- D. The policy enables flow-based load balancing.

**Answer:** A

#### Explanation:

The load-balance per-flow statement in the Junos OS policy-options configuration enables flow-based load balancing in the forwarding table. This means that the traffic is distributed across multiple paths based on flows, where a flow is typically identified by attributes such as source and destination IP addresses, and possibly layer 4 information like TCP/UDP ports. This allows for more granular and efficient utilization of available paths, avoiding overloading a single path. The policy does not enable per-packet load balancing, which would send individual packets of the same flow over different paths, potentially causing out-of-order delivery issues. The policy's placement in the forwarding-table export suggests it's intended to influence forwarding behavior, not just routing protocol decisions, and does not necessarily have to be applied under the protocols hierarchy.

#### NEW QUESTION 65



What are two benefits when implementing class of service? (Choose two.)

- A. The network will be faster.
- B. Traffic congestion can be managed.
- C. Traffic congestion will be eliminated.
- D. Latency-sensitive traffic can be prioritized

**Answer:** CD

**Explanation:**

Implementing Class of Service (CoS) in a network provides numerous benefits, particularly in managing traffic based on its importance, source, or type. CoS enables network administrators to manage traffic congestion by applying various queuing techniques and policies to ensure that critical services remain unaffected during high congestion periods. Additionally, CoS allows for the prioritization of latency-sensitive traffic such as voice and video, ensuring that these services maintain quality despite varying network conditions.

**NEW QUESTION 68**

Exhibit

```
{hold:node0}[edit]
```

```
root# set system root-authentication ?
```

Possible completions:

- + apply-groups Groups from which to inherit configuration data
- + apply-groups-except Don't inherit configuration data from these groups
- encrypted-password Encrypted password string
- load-key-file File (URL) containing one or more ssh keys
- plain-text-password Prompt for plain text password (autoencrypted)
- > ssh-dsa Secure shell (ssh) DSA public key string
- > ssh-rsa Secure shell (ssh) RSA public key string

```
{hold:node0}[edit]
```

```
root# set system root-authentication plain-text-password
```

New password:

Retype new password:

```
{hold:node0}[edit]
```

```
root# commit and-quit
```

```
[edit interfaces]
```

```
'ge-0/0/0'
```

HA management port cannot be configured

error: configuration check-out failed

```
{hold:node0}[edit]
```

```
root#
```

You are unable to remotely access your Juniper device using the CLI.

Referring to the exhibit, which command would you add to the existing configuration to enable remote CLI access?

- A. load factory-default
- B. set system root-authentication plain-text-password
- C. set system services ssh
- D. set system login idle-timeout 20

**Answer:** C

**Explanation:**

In Junos OS, remote access to the device's CLI is commonly facilitated through Secure Shell (SSH), a protocol providing secure command-line access over an insecure network. The given exhibit indicates an attempt to set a root authentication password but does not show configuration for enabling remote access services. To enable SSH, which is not shown in the configuration snippet, you need to configure the device to accept SSH connections. This is done by enabling the SSH service within the system services hierarchy of the configuration. The correct command to add to the existing configuration for enabling remote CLI access via SSH is set system services ssh. This command activates the SSH service, allowing secure remote logins to the device.

**NEW QUESTION 73**

Which two components are included in a transport header? (Choose two.)

- A. destination port number
- B. source MAC address
- C. source port number
- D. destination MAC address

**Answer:** AC

**Explanation:**

The transport layer in the OSI model is responsible for end-to-end communication and error recovery. In a transport header, such as TCP or UDP, the key components include the source port number and the destination port number. These port numbers are used to identify sending and receiving applications. The source port number indicates the port of the sending application, and the destination port number refers to the port of the receiving application. MAC addresses, on the other hand, are part of the data link layer (Layer 2) and would be included in an Ethernet header, not a transport header.

**NEW QUESTION 76**

What are two methods for navigating to configuration mode from an operational mode prompt? (Choose two.)

- A. Use the edit command.
- B. Use the quit command.
- C. Use the exit command.
- D. Use the configure command.

**Answer:** AD

**Explanation:**

In Junos OS, to navigate from operational mode to configuration mode, you can use either the edit or configure command. Both commands move the CLI from operational mode, where you can view the state of the device, to configuration mode, where you can make changes to the device's configuration.

**NEW QUESTION 79**

What are two types of transit traffic that traverse the forwarding plane of a Layer 3 router? (Choose two.)

- A. unicast traffic
- B. multicast traffic
- C. exception traffic
- D. broadcast traffic

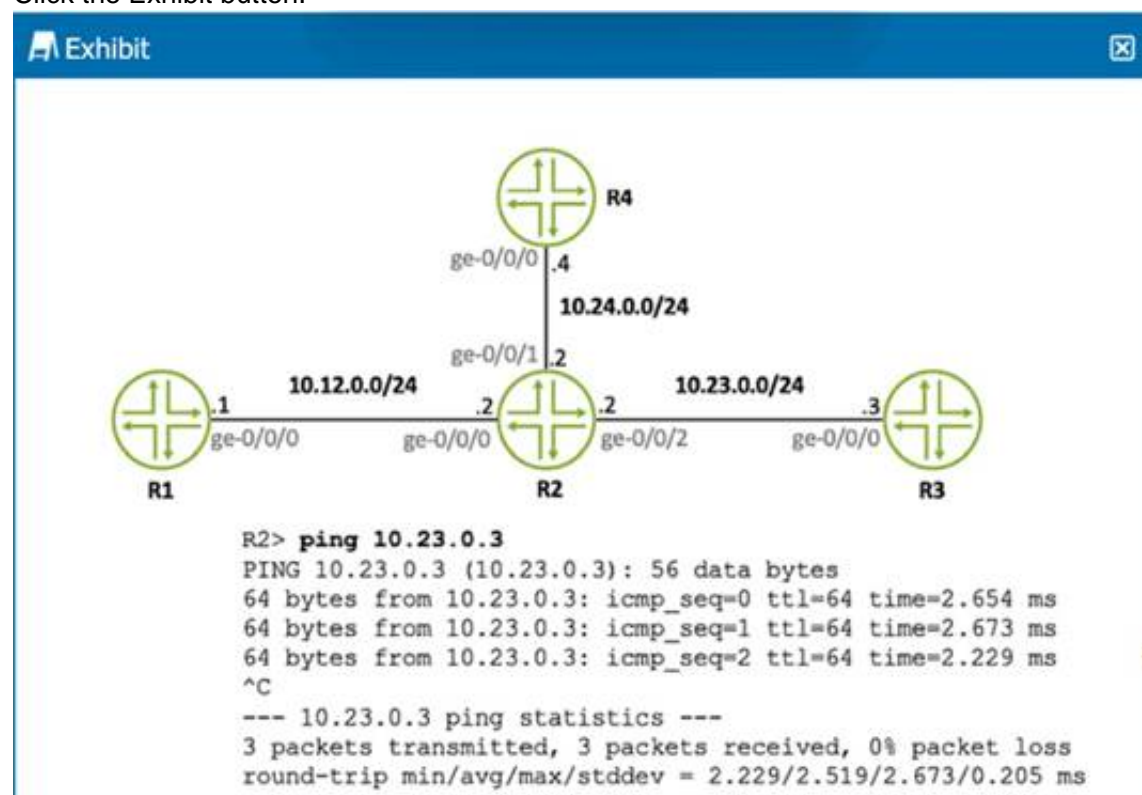
**Answer:** AB

**Explanation:**

Transit traffic that traverses the forwarding plane of a Layer 3 router includes both unicast and multicast traffic types. Unicast traffic is directed from a single source to a single destination, while multicast traffic is sent from one source to multiple destinations that are part of a multicast group. These types of traffic are efficiently routed through the network by leveraging the router's forwarding plane capabilities. Exception traffic, which requires special handling by the control plane, and broadcast traffic, which is typically limited to a single broadcast domain and not usually forwarded by Layer 3 routers, are not considered standard types of transit traffic for the forwarding plane of a router.

**NEW QUESTION 84**

Click the Exhibit button.



Referring to the exhibit, what is the source IP address of the ping that was executed?

- A. 10.12.0.2
- B. 10.23.0.2
- C. 10.23.0.3
- D. 10.24.0.4

**Answer:** B

**Explanation:**

The exhibit shows a ping test being executed from router R2 to the IP address 10.23.0.3. Since the ping command is issued on R2 and we see successful replies from 10.23.0.3, it means the source of the ping must be an interface on R2. Given the network diagram and the IP address scheme, the source IP address of the ping is on the interface ge-0/0/2 of R2, which is in the subnet 10.23.0.0/24. The only logical IP address for R2's interface in this subnet, based on standard networking practices and the given options, would be 10.23.0.2. The other addresses provided in the options belong to different subnets or are the destination of the ping itself.

**NEW QUESTION 88**

When considering routing tables and forwarding tables, which two statements are correct? (Choose two.)

- A. The routing table is used by the RE to select the best route.
- B. The forwarding table stores all routes and prefixes from all protocols.
- C. The forwarding table is used by the RE to select the best route.
- D. The routing table stores all routes and prefixes from all protocols.

**Answer:** AD

**Explanation:**

The routing table and forwarding table play distinct roles in a Junos OS device. The correct answers are A and D. The routing table (A) is used by the Routing Engine (RE) to select the best route among all the learned routes, while the routing table (D) stores all routes and prefixes learned from all routing protocols. The forwarding table, in contrast, contains only the active routes chosen by the RE and is used by the Packet Forwarding Engine for actual packet forwarding.

#### NEW QUESTION 89

Which two common routing policy actions affect the flow of policy evaluation? (Choose two.)

- A. next policy
- B. community
- C. next term
- D. next hop

**Answer:** AC

#### Explanation:

In Junos OS routing policy evaluation, "next policy" (A) and "next term" (C) are common actions that affect the flow of policy evaluation. "Next policy" directs the evaluation to the next policy in the sequence, whereas "next term" moves the evaluation to the next term within the current policy, allowing for granular control over routing decisions.

#### NEW QUESTION 92

An administrator configures a router's interface with an IPv4 address and subnet mask. The administrator also confirms that this interface is in an up state. In this scenario, which two route types are created on the local router? (Choose two.)

- A. a static route
- B. a local route
- C. a dynamic route
- D. a direct route

**Answer:** BD

#### Explanation:

When an interface on a router is configured with an IPv4 address and is in an up state, two types of routes are automatically created in the routing table: a local route and a direct route, making B and D the correct answers. The local route represents the interface's IP address itself, indicating that the router can directly receive packets addressed to this IP. The direct route represents the subnet or network segment to which the interface is connected, indicating that the router can directly forward packets to destinations within this subnet.

#### NEW QUESTION 95

Which two statements are correct about the `employee@R1>` prompt? (Choose two.)

- A. R1 is the hostname of your device.
- B. You are in operational mode.
- C. You are in configuration mode.
- D. You are at a shell prompt.

**Answer:** AB

#### Explanation:

In Junos OS, the prompt `employee@R1>` indicates the current context of the user interface. The 'R1' part of the prompt signifies the hostname of the device, which in this case is 'R1'. The absence of a '#' symbol at the end of the prompt suggests that the user is in operational mode, as opposed to configuration mode which is indicated by a prompt ending in '#'. Operational mode allows users to view the status of the device and execute operational commands, but does not allow for configuration changes.

#### NEW QUESTION 100

Which command modifier would you use to see all possible completions for a specific command?

- A. |
- B. detail
- C. ?
- D. extensive

**Answer:** C

#### Explanation:

In Junos OS, the ? command modifier is used to display all possible completions for a specific command. This helps users understand the available options and syntax for a command they are trying to use.

Reference: Juniper Networks CLI Documentation

"Use the ? command modifier to display all possible completions for a specific command."

#### NEW QUESTION 102

What is the primary system log file that is present in the default configuration of a Junos device?

- A. kmd
- B. messages
- C. vrrp
- D. jsrpd

**Answer:** B

#### Explanation:

In the default configuration of a Junos device, the primary system log file is "messages" (B). This log file contains a wide range of system messages, including operational status changes, system errors, and other critical information, making it a key resource for troubleshooting and monitoring the system's health.

#### NEW QUESTION 105

You want to redeploy a Junos device by clearing the existing configuration and resetting it to factory defaults. In this scenario, which command would help to accomplish this task?

- A. show system storage
- B. request systemstorage cleanup
- C. request systemstorage cleanup dry-run
- D. request systemzeroize media

**Answer:** D

#### **Explanation:**

The request system zeroize media command on a Junos device securely erases all data, including configuration and log files, and resets the device to its factory default settings. This command is used when redeploying a device to ensure no residual data remains from its previous deployment. It's a comprehensive and secure way to clear all configurations and data, making the device as if it were new. The other commands listed do not perform a full reset to factory defaults; for example, show system storage displays storage information, and request system storage cleanup offers to delete unnecessary files without resetting the device to factory settings.

#### NEW QUESTION 109

.....

## Thank You for Trying Our Product

### We offer two products:

1st - We have Practice Tests Software with Actual Exam Questions

2nd - Questions and Answers in PDF Format

### JN0-105 Practice Exam Features:

- \* JN0-105 Questions and Answers Updated Frequently
- \* JN0-105 Practice Questions Verified by Expert Senior Certified Staff
- \* JN0-105 Most Realistic Questions that Guarantee you a Pass on Your First Try
- \* JN0-105 Practice Test Questions in Multiple Choice Formats and Updates for 1 Year

**100% Actual & Verified — Instant Download, Please Click**  
**[Order The JN0-105 Practice Test Here](#)**