

Network-Appliance

Exam Questions NS0-184

NetApp Certified Storage Installation Engineer - ONTAP



NEW QUESTION 1

Which logical interface has a fixed firewall policy?

- A. data LIF
- B. cluster management LIF
- C. cluster LIF
- D. intercluster LIF

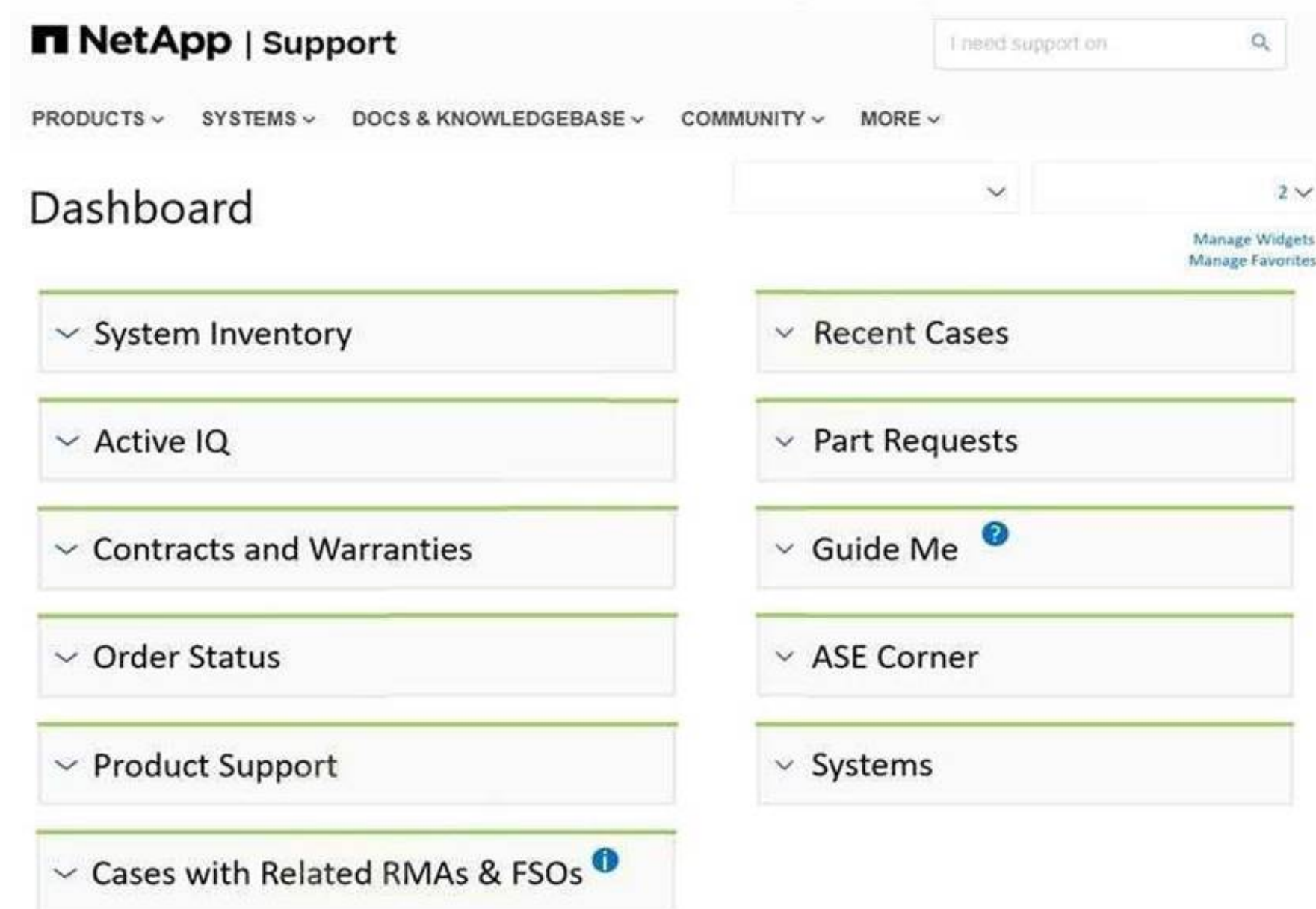
Answer: C

Explanation:

Reference: https://docs.netapp.com/usen/ontap/networking/configure_firewall_policies_for_lifs.html#create-a-firewall-policy-andassigning-it-to-a-lif

NEW QUESTION 2

Click the Exhibit button.



The screenshot shows the NetApp Support Dashboard. At the top, there is a search bar with the placeholder text "I need support on" and a magnifying glass icon. Below the search bar is a navigation menu with the following items: PRODUCTS, SYSTEMS, DOCS & KNOWLEDGEBASE, COMMUNITY, and MORE. The main heading is "Dashboard". To the right of the heading, there are two dropdown menus, one of which is set to "2". Below the heading, there are two columns of widget buttons, each with a dropdown arrow. The left column contains: System Inventory, Active IQ, Contracts and Warranties, Order Status, Product Support, and Cases with Related RMAs & FSOs (with an information icon). The right column contains: Recent Cases, Part Requests, Guide Me (with a question mark icon), ASE Corner, and Systems. In the top right corner of the dashboard area, there are links for "Manage Widgets" and "Manage Favorites".

During an ONTAP cluster handover procedure, your customer asks how to identify and solve issues that might occur on the newly deployed array.

Referring to the exhibit, which two widgets would the customer use to help with these issues?

(Choose two.)

- A. Guide Me
- B. Active IQ
- C. Contracts and Warranties
- D. ASE Corner

Answer: AC

NEW QUESTION 3

You are preparing for the installation of a new 2-node switchless AFF A250 ONTAP 9.8 cluster and need to obtain the preinstallation information from the customer.

In this scenario, what are three examples of data required from the customer? (Choose three.)

- A. management IP addresses
- B. cluster switch name
- C. gateway IP address
- D. BMC IP addresses
- E. cluster name

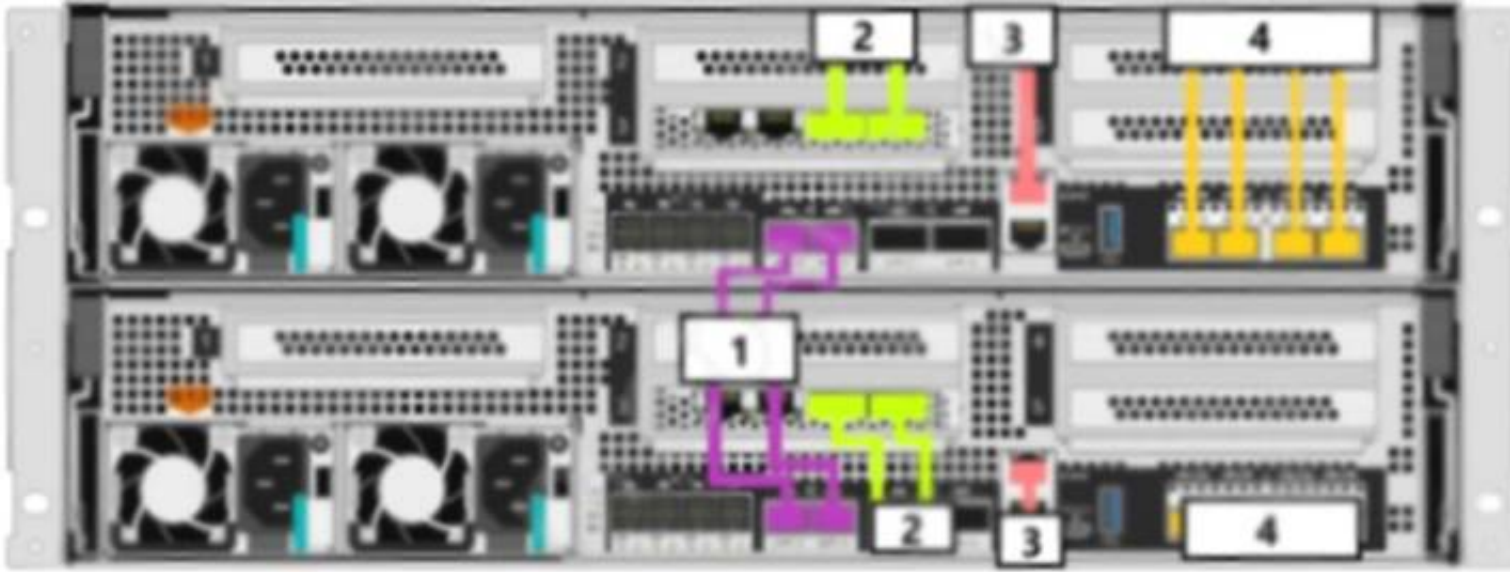
Answer: ABD

Explanation:

Reference: <https://docs.netapp.com/us-en/ontap-systems/a250/install-detailed-guide.html#step-1-prepare-for-installation>

NEW QUESTION 4

Click the Exhibit button.



You want to add an AFF A400 system to an existing 4-node cluster. Referring to the exhibit, which number points to the ports that are used to cable the new nodes to the cluster interconnect switches.

- A. 4
- B. 2
- C. 3
- D. 1

Answer: B

NEW QUESTION 5

You are preparing for the installation of a new ONTAP 9.8 cluster and need to get the preinstallation information from the customer. In this scenario, which NetApp tool would you use to create a configuration spreadsheet template for the deployment?

- A. ConfigBuilder
- B. Interoperability Matrix Tool
- C. Active IQ Config Advisor
- D. Active IQ Unified Manager

Answer: B

Explanation:

Reference: https://docs.netapp.com/us-en/ontap-select/pdfs/fullsitesidebar/ONTAP_Select_documentation.pdf

NEW QUESTION 6

You are preparing for the installation of a new AFF A400 system with NS224 NS224 storage shelves. You want to gather information on the connectivity options for the external shelves. In this scenario, which NetApp tool would you use for this task?

- A. Hardware Universe.
- B. Active IQ Config Advisor
- C. Active IQ Unified Manager
- D. Interoperability Matrix Tool

Answer: A

NEW QUESTION 7

You are adding new nodes to a 2-node switchless cluster. According to NetApp, what must you do before adding the nodes?

- A. You must configure cluster peering.
- B. must install interconnect switches.
- C. You must configure vservers peering.
- D. You must enable a cluster HA

Answer: B

NEW QUESTION 8

During an installation of an AFF A400 cluster, you need to configure secure multitenancy. What will enable you to accomplish this task?

- A. failover groups
- B. VLANs
- C. broadcast domains
- D. IPspaces

Answer: D

NEW QUESTION 9

You are deploying a new AFF All SAN Array A250 into a customer's existing data fabric.
 In this scenario, which two tools would give insight into their existing Cisco MDS fabric configuration?
 (Choose two.)

- A. Brocade SAN Health
- B. Cisco Data Center Network Manager (DCNM)
- C. Active IQ
- D. Active IQ Config Advisor

Answer: BC

Explanation:

Explanation\:

Reference: <https://www.cisco.com/c/en/us/products/collateral/storage-networking/mds-9700-series-multilayer-directors/cisco-ucs-mds.html>

<https://www.cisco.com/c/en/us/products/collateral/servers-unified-computing/ucs-x-series-modular-system/flexpod-datacenter-ucs-intersight.html>

NEW QUESTION 10

After the successful installation of a NetApp ONTAP cluster, the customer wants to know how to view Telemetry data. The customer also wants to receive online information about any risks with the cluster and potential bestpractice gaps.
 Which tool satisfies the customer's requirements?

- A. Active IQ Digital Advisor
- B. Interoperability Matrix Tool
- C. Spot by NetApp
- D. Cloud Manager


Answer: A

Explanation:

Reference: http://docs.netapp.com/us-en/ontap/pdfs/sidebar/Cluster_administration.pdf

NEW QUESTION 10

Click the Exhibit button.



Referring to the exhibit, you installed a new AFF A250 HA system with FC at a customer site. The customer asks how many ports can be used for the Ethernet host connections.
 In this scenario, what would you tell the customer?

- A. 4
- B. 8
- C. 10
- D. 12

Answer: D

NEW QUESTION 14

Data ONTAP 9 supports which three features? (Choose three.)

- A. SMB 3.0
- B. NFSv2
- C. SnapMirror
- D. Infinite Volumes

Answer: ACD

NEW QUESTION 17

You want to create a data volume on aggr0 and you receive a message with the following warning:

"Warning: You are about to create a volume on a root aggregate.
This may cause severe performance or stability problems and therefore is not recommended. Do you want to proceed?"
What is the reason for this severe performance or stability problem?

- A. Controller failover and storage failover are separate processes that must occur in parallel, otherwise problems will arise.
- B. The performance load generated by the data volume can be very strong, so it should not be shared with vol0 on aggr0, requiring a separate aggregate for it.
- C. The performance load generated by the vol0 cannot be shared with any other volume on aggr0, requiring a dedicated aggregate for it.
- D. Controller failover and storage failover are separate processes that must occur at different times, otherwise problems will arise.

Answer: B

NEW QUESTION 20

You configured AutoSupport and are trying to send a full AutoSupport message to NetApp. You use the autosupport history show command and see the output shown in the exhibit. The customer confirms that the AutoSupport settings are correct.

```
cluster::> system node autosupport history show -node node1
```

| Node | Seq Num | Destination | Status | Attempt Count |
|-------|---------|-------------|-----------|---------------|
| node1 | 1 | smtp | re-queued | 13 |
| | | http | ignored | 15 |
| | | https | failed | 15 |

Which two actions will solve this issue? (Choose two.)

- A. The customer needs to enable AutoSupport for both nodes.
- B. The customer needs to exclude the two nodes from the attachment-size limitation.
- C. The customer needs to change the transport protocol to HTTP.
- D. The customer needs to white-list the two nodes on their mail server.

Answer: AC

NEW QUESTION 23

Upon finishing the Installation of a new system for a customer, they request that you train them on how to administer the system. In this scenario, which two responses are appropriate? (Choose two.)

- A. Visit the NetApp MySupport Site and look for the Express Guides, they will guide you through the daily tasks and provide input and output examples.
- B. If you have a specific issue, you can visit the Knowledge Base Web site (<https://kb.netapp.com>).
- C. The answers to any of your questions can be found on the NetApp SmartSolve site (<http://smartsolve.netapp.com>).
- D. You should open a case with NetApp Support for all future questions with low priority and include the keyword "Training" in the title.

Answer: AC

NEW QUESTION 27

Which two statements are true about the LIFs that are used for a cluster peer relationship? (Choose two.)

- A. The MTU size must be set to 9000 bytes on all the LIFs used for the cluster peering.
- B. The LIFs must use the default intercluster service policy.
- C. The LIFs must be in dedicated broadcast domains and IP spaces.
- D. At least one LIF per node is required on each cluster.

Answer: BC

NEW QUESTION 30

You have completed a base installation and system registration of an AFF A250 system, but you notice that you have one failed drive. Neither "un-failing" nor reseating the drive helped to repair it. You must ensure proper replacement of the failed drive. In this scenario, which two actions should you take? (Choose two.)

- A. Ask the customer to open a technical case with NetApp Support.
- B. Ask the customer for a drive with the same capacity and replace it.
- C. Run Active IQ Config Advisor to collect all the logs on the system.
- D. Power off the system until the drive has been replaced.

Answer: BC

NEW QUESTION 35

A customer is asked to install a new AFF ASA A700 system. During the installation, the customer asks if ONTAP 9.8 is supported with their host's OS version running Windows 2016.

In this scenario, which NetApp tool would verify supportability?

- A. ONTAP System Manager

- B. Active IQ Unified Manager
- C. Active IQ OneCollect
- D. Interoperability Matrix Tool

Answer: A

Explanation:

Reference: https://docs.netapp.com/us-en/ontapsystems/pdfs/sidebar/AFF_A700_and_FAS9000_Install_and_Setup.pdf

NEW QUESTION 39

When creating a new 3.8 TB SSD-based aggregate, what is the default RAID type used with ONTAP 9.8?

- A. RAID 4
- B. RAID-TEC
- C. RAID 0
- D. RAID DP

Answer: D

NEW QUESTION 44

You are preparing to add a 2-node AFF A250 system to an existing 4-node AFF A800 cluster with Cisco Nexus 3232C switches. The cluster switches are currently running the Cluster-HA RCF.

In this scenario, which two steps are required to install the AFF A250 system? (Choose two.)

- A. Load the Storage RCF.
- B. Cable the AFF A250 nodes to the next free ports on the switch.
- C. Cable the AFF A250 nodes to the breakout ports on the switch.
- D. Load the Cluster-HA-Breakout RCF.

Answer: CD

NEW QUESTION 46

You are setting up a peer relationship between two ONTAP clusters.

In this scenario, which two statements are true regarding authentication?

- A. Peering authentication status can be verified with the cluster peer show command.
- B. Peering authentication can be configured using LDAP users and groups.
- C. Peering authentication is required before enabling peering encryption.
- D. Peering authentication can use an ONTAP generated passphrase.

Answer: AD

NEW QUESTION 51

You want to use the NetAppDocs tool to collect information on a newly configured ONTAP 9.8 cluster and to generate a Word document with the details of the cluster configuration.

Which two data sources would you use to collect the necessary data? (Choose two.)

- A. Active IQ Digital Advisor
- B. Active IQ Unified Manager
- C. ONTAP Cluster
- D. AutoSupport packages

Answer: BC

NEW QUESTION 56

You are expanding an existing 4-node ONTAP 9.8 cluster with a FAS8300 HA pair by adding a new FAS500f HA pair. Before the expansion, you are asked to save the configuration of the cluster to a backup file.

In this scenario, which two ONTAP configuration backup methods are available? (Choose two.)

- A. storage VM
- B. node
- C. cluster
- D. switch

Answer: AC

Explanation:

Reference: https://docs.netapp.com/us-en/ontap-whatsnew/pdfs/fullsitesidebar/TR_4894NetApp_ONTAP_9_9_1_Feature_Overview.pdf

NEW QUESTION 58

You have a new 2-node FAS8700 ONTAP 9.8 cluster. One of the nodes has 24x16 TB NL-SAS disks assigned and available for a new aggregate. You created the aggregate with one RAID group and two spare disks.

In this scenario, how many data drives are in the aggregate?

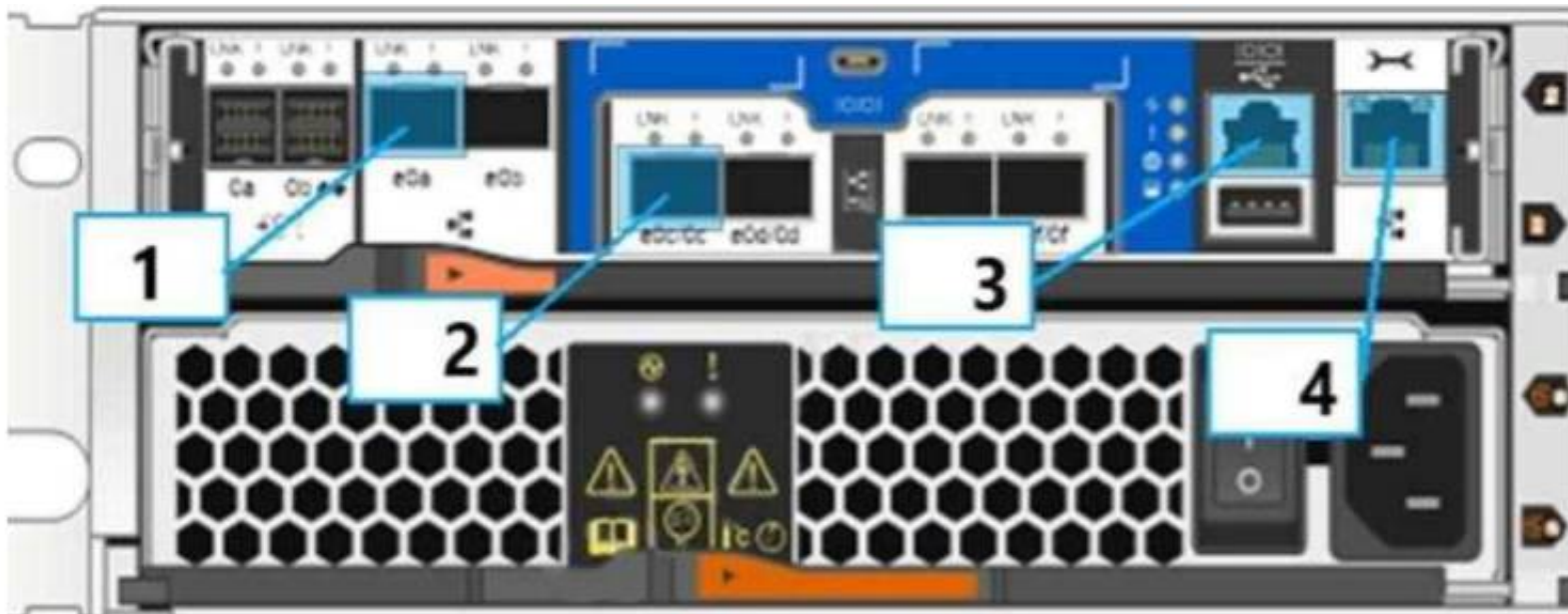
- A. 20
- B. 18

- C. 17
- D. 19

Answer: A

NEW QUESTION 61

Click the Exhibit button.



Referring to the numbers shown in the exhibit, which port on an AFF A220 controller is used as port e0M in ONTAP?

- A. 4
- B. 3
- C. 2
- D. 1

Answer: A

NEW QUESTION 63

Which two switch operating system are supported on ONTAP cluster switches? (Choose two.)

- A. Brocade FOS
- B. Cisco NX-OS
- C. CiscoIOS
- D. Broadcom EFOS

Answer: BD

Explanation:

Reference: https://docs.netapp.com/us-en/ontap-systems-switches/pdfs/fullsitesidebar/AFF_and_FAS_Switch_Documentation.pdf

NEW QUESTION 67

You are preparing to install a new 2-node AFF A250 system at a customer site with an existing cluster that uses NetApp CN1610 cluster interconnect switches.

In this scenario, what are two valid actions for this installation? (Choose two.)

- A. Add the new nodes to the existing cluster and switches.
- B. Create a new 2-node switched cluster that uses the CN1610 cluster switches.
- C. Create a new 2-node switchless cluster.
- D. Migrate the existing cluster to new switches and add the new nodes.

Answer: BD

Explanation:

Reference:

https://kb.netapp.com/Advice_and_Troubleshooting/Flash_Storage/AFF_Series/Controller_Hardware/Upgrade3A/Adding_AFF_A250_nodes_to_existing_cluster_report_HA_interconnect_errors_and_cannot_perform_takeover

NEW QUESTION 68

You want to add an AFF A400HA pair to an existing cluster. In this scenario, which LIF type is required?

- A. cluster-mgmt
- B. intercluster
- C. data
- D. node-mgmt

Answer: B

Explanation:

Reference: https://docs.netapp.com/us-en/ontapmetrocluster/pdfs/sidebar/Add_a_new_controller_module_to_each_cluster.pdf

NEW QUESTION 71

Your customer currently has a 4-node AFF A400 cluster that runs ONTAP 9.8, with two NS224 shelves that are connected to each HA pair. The customer needs to add additional capacity to the cluster. Which two actions would enable the customer to accomplish this task? (Choose two.)

- A. Connect the new NS224 shelves to the existing NS224 shelves and adjust the shelf IDs.
- B. Connect the new NS224 shelves to the existing Cisco Nexus 3232C switches
- C. Deploy a new AFF A400 to the cluster.
- D. Deploy new, dedicated, storage switches for the new NS224 shelves.

Answer: AC

Explanation:

Reference: <https://docs.netapp.com/us-en/ontap-systems/ns224/hot-add-shelf.html#prepare-an-ffa700-aff-a800-or-aff-a400-ha-pair-to-hot-add-a-second-shelf>

NEW QUESTION 72

You are preparing to physically install a new AFF A400 cluster into a customer's racks. All equipment has been delivered to the customer's site. Which three tools do you need to complete this installation? (Choose three.)

- A. additional network cables
- B. Phillips #2 screwdriver
- C. laptop computer
- D. slide rail kit
- E. cable management tray

Answer: ABC

Explanation:

Reference: <https://docs.netapp.com/us-en/ontap-systems/a400/install-detailed-guide.html#step-1-prepare-for-installation>

NEW QUESTION 77

You completed a 2-node AFF A700 installation according to the poster. You run the disk show -fields owner command and notice that all drives are assigned to node 1. In this scenario, which tool would you use to access documentation and guidelines to solve the issue?

- A. Active IQ Unified Manager
- B. Active IQ One Collect
- C. NET2
- D. NetAppDocs

Answer: D

Explanation:

Reference: <https://github.com/NetAppDocs>

NEW QUESTION 80

Which command would be used to measure the throughput and latency of traffic between nodes?

- A. qos statistics workload performance show
- B. cluster ping-cluster
- C. network test-path
- D. statistics node show

Answer: C

Explanation:

Reference: https://docs.netapp.com/us-en/ontap/pdfs/sidebar/Manage_performance_issues.pdf

NEW QUESTION 81

You are using Broadcom BES-53248 switches for a cluster interconnect in a base configuration. In this scenario, what is the minimum number of ISLs supported between the switches?

- A. 1
- B. 2
- C. 3
- D. 4

Answer: B

Explanation:

Reference: https://docs.netapp.com/us-en/ontap-systems/switches/pdfs/sidebar/BES_53248_Switches.pdf (3)

NEW QUESTION 85

.....

Thank You for Trying Our Product

We offer two products:

1st - We have Practice Tests Software with Actual Exam Questions

2nd - Questions and Answers in PDF Format

NS0-184 Practice Exam Features:

- * NS0-184 Questions and Answers Updated Frequently
- * NS0-184 Practice Questions Verified by Expert Senior Certified Staff
- * NS0-184 Most Realistic Questions that Guarantee you a Pass on Your FirstTry
- * NS0-184 Practice Test Questions in Multiple Choice Formats and Updatesfor 1 Year

100% Actual & Verified — Instant Download, Please Click
[Order The NS0-184 Practice Test Here](#)