

Microsoft

Exam Questions MB-800

Microsoft Dynamics 365 Business Central Functional Consultant



NEW QUESTION 1

- (Exam Topic 1)

You need to report profitability by business line.

How should you configure the system? To answer, select the appropriate options in the answer area. NOTE: Each correct selection is worth one point.

Action	Control
Create a dimension	<div><div></div><div>Value</div><div>Combination</div><div>Default Priorities</div><div>Account Type Default</div></div>
Assign the dimension	<div><div></div><div>Vendor</div><div>Item Charge</div><div>G/L account</div></div>
Select a value posting	<div><div></div><div>Blank</div><div>No Code</div><div>Same Code</div><div>Code Mandatory</div></div>

- A. Mastered
- B. Not Mastered

Answer: A

Explanation:

Action	Control
Create a dimension	<div><div></div><div>Value</div><div>Combination</div><div>Default Priorities</div><div>Account Type Default</div></div>
Assign the dimension	<div><div></div><div>Vendor</div><div>Item Charge</div><div>G/L account</div></div>
Select a value posting	<div><div></div><div>Blank</div><div>No Code</div><div>Same Code</div><div>Code Mandatory</div></div>

NEW QUESTION 2

- (Exam Topic 1)

You need to configure discounting for sales.

Which three actions should you perform in sequence? To answer, move the appropriate actions from the list of actions to the answer area.

Actions

Define the Sales Invoice Discounts

Define the Customer Special Sales Prices & Discounts

Create a Customer Discount Group

Configure Discount Posting in Sales & Receivable Setup

Define the Sales Line Discounts

Select the Item Discount Group for the Item

Create an Item Discount Group

Answer Area

- A. Mastered
- B. Not Mastered

Answer: A

Explanation:

Actions

Define the Sales Invoice Discounts

Define the Customer Special Sales Prices & Discounts

Create a Customer Discount Group

Configure Discount Posting in Sales & Receivable Setup

Define the Sales Line Discounts

Select the Item Discount Group for the Item

Create an Item Discount Group

Answer Area

Configure Discount Posting in Sales & Receivable Setup

Create a Customer Discount Group

Define the Sales Line Discounts

NEW QUESTION 3

- (Exam Topic 1)

You need to resolve the reconciliation issues.

How should you complete the setup? To answer, select the appropriate options in the answer area. NOTE: Each correct selection is worth one point.

Configure

Restrict use on

General Ledger Setup

Sales & Receivable Setup

G/L Account Card

Chart of Accounts

Set value for

Reconciliation account

Direct posting

Check G/L account usage

Gen.Posting Type

Control

- A. Mastered
- B. Not Mastered

Answer: A

Explanation:

Configure	Control
Restrict use on	<div><div></div><div><div>General Ledger Setup</div><div>Sales & Receivable Setup</div><div>G/L Account Card</div><div>Chart of Accounts</div></div></div>
Set value for	<div><div></div><div><div>Reconciliation account</div><div>Direct posting</div><div>Check G/L account usage</div><div>Gen.Posting Type</div></div></div>

NEW QUESTION 4

- (Exam Topic 2)

You need to configure the purchase order process to meet the auditor's requirements.

Which four actions should you perform in sequence? To answer, move the appropriate actions from the list of actions to the answer area and arrange them in the correct order.

Actions	Answer Area
Run a Test Report	
Add Items, including Quantity, to the lines	
Select Post and Invoice	<div><div></div><div></div></div>
Create a warehouse receipt	<div><div></div><div></div></div>
Add a vendor	
Change the Purchase Order to a Status of Released	
Select Post and Receive	
Add a Purchaser Code	

- A. Mastered
- B. Not Mastered

Answer: A

Explanation:

Actions

Run a Test Report

Add Items, including Quantity, to the lines

Select **Post and Invoice**

Create a warehouse receipt

Add a vendor

Change the Purchase Order to a Status of **Released**

Select **Post and Receive**

Add a Purchaser Code

Answer Area

Change the Purchase Order to a Status of **Released**

Create a warehouse receipt

>

Add Items, including Quantity, to the lines

<

Select **Post and Receive**

NEW QUESTION 5
- (Exam Topic 2)
You need to configure purchase order discounting and history.
What should you do? To answer, select the appropriate options in the answer area. NOTE: Each correct selection is worth one point.

Requirement	Action
Configure the preset invoice level discounts.	<div><div></div><div>Set Discount % on Vend. Invoice Discount</div><div>Set Calc. Inv. Discount to Yes</div><div>Set All Discounts on Discount Posting</div><div>Set Pmt. Disc. Excl. Tax to Yes</div></div>
Configure the automatic invoice level discounts calculation.	<div><div></div><div>Set Calc. Inv. Discount to Yes on Purchase & Payables Setup</div><div>Set Purch. Line Disc. Account on General Posting Setup</div><div>Select Invoice Discounts on Purchase & Payables Setup</div><div>Set Adjust for Payment Disc. on General Ledger Setup</div></div>
Configure purchase order history.	<div><div></div><div>Set Archive Orders to Yes</div><div>Set Archive Quotes to Always</div><div>Set Copy Comments Order to Invoice to Yes</div><div>Set a date for Allow Document Deletion Before</div></div>

- A. Mastered
- B. Not Mastered

Answer: A

Explanation:

Requirement	Action
Configure the preset invoice level discounts.	<div> <div>Set Discount % on Vend. Invoice Discount</div> <div>Set Calc. Inv. Discount to Yes</div> <div>Set All Discounts on Discount Posting</div> <div>Set Pmt. Disc. Excl. Tax to Yes</div> </div>
Configure the automatic invoice level discounts calculation.	<div> <div>Set Calc. Inv. Discount to Yes on Purchase & Payables Setup</div> <div>Set Purch. Line Disc. Account on General Posting Setup</div> <div>Select Invoice Discounts on Purchase & Payables Setup</div> <div>Set Adjust for Payment Disc. on General Ledger Setup</div> </div>
Configure purchase order history.	<div> <div>Set Archive Orders to Yes</div> <div>Set Archive Quotes to Always</div> <div>Set Copy Comments Order to Invoice to Yes</div> <div>Set a date for Allow Document Deletion Before</div> </div>

NEW QUESTION 6

- (Exam Topic 2)

You need to configure reporting.

What should you do? To answer, select the appropriate options in the answer area. NOTE: Each correct selection is worth one point.

Requirement	Action
Set up dimensions	<div> <div>Create a new entry on Dimensions</div> <div>Select a dimension on Sales & Receivables Setup</div> <div>Choose a code in the Dimensions FastTab on General Ledger Setup</div> <div>Add default dimensions to General Ledger Accounts</div> </div>
Configure global dimensions	<div> <div>Change global dimensions on General Ledger Setup</div> <div>Add a global dimension on General Ledger Setup</div> <div>Assign a dimension value of Global to Dimensions</div> <div>Select Global Dimensions on all Setup pages</div> </div>
Configure shortcut dimensions	<div> <div>Choose a shortcut dimension code on General Ledger Setup</div> <div>Assign a dimension value of Shortcut to Dimensions</div> <div>Add default dimensions to Master Records</div> <div>Choose dimensions on an Analysis View</div> </div>

- A. Mastered
- B. Not Mastered

Answer: A

Explanation:

Requirement

Action

Set up dimensions

- Create a new entry on Dimensions
- Select a dimension on Sales & Receivables Setup
- Choose a code in the Dimensions FastTab on General Ledger Setup
- Add default dimensions to General Ledger Accounts

Configure global dimensions

- Change global dimensions on General Ledger Setup
- Add a global dimension on General Ledger Setup
- Assign a dimension value of Global to Dimensions
- Select Global Dimensions on all Setup pages

Configure shortcut dimensions

- Choose a shortcut dimension code on General Ledger Setup
- Assign a dimension value of Shortcut to Dimensions
- Add default dimensions to Master Records
- Choose dimensions on an Analysis View

NEW QUESTION 7

- (Exam Topic 2)

You need to set up a new fiscal year and restrict posting.

Which options should you use? To answer, select the appropriate options in the answer area. NOTE: Each correct selection is worth one point.

Requirement

Action

Set up a new fiscal year.

- Select Close Year
- Select Create Year
- Select Fiscal Year Balance
- Select Inventory Period

Define the fiscal year start date.

- Accept the default New Fiscal Year
- Check Closed for all rows except for June 1
- Check New Fiscal Year for June 1
- Clear the default New Fiscal Year

Restrict posting.

- In General Ledger Setup, set the Allow Posting From and Allow Posting To options to current dates
- In User Setup, set Allow Posting From and Allow Posting To options to current dates
- Remove any Permission sets that allow posting
- Set the Work Date past the prior month ending date

- A. Mastered
- B. Not Mastered

Answer: A

Explanation:

Requirement

Action

Set up a new fiscal year.

- Select Close Year
- Select Create Year
- Select Fiscal Year Balance
- Select Inventory Period

Define the fiscal year start date.

- Accept the default New Fiscal Year
- Check Closed for all rows except for June 1
- Check New Fiscal Year for June 1
- Clear the default New Fiscal Year

Restrict posting.

- In General Ledger Setup, set the Allow Posting From and Allow Posting To options to current dates
- In User Setup, set Allow Posting From and Allow Posting To options to current dates
- Remove any Permission sets that allow posting
- Set the Work Date past the prior month ending date

NEW QUESTION 8





- (Exam Topic 3)

You complete Payment Registration setup. The following options are enabled:

- > Use this account as default
- > Auto Fill Date received

You need to process a single full payment from a customer against the amounts due for two invoices by using customer payment registration.

What four actions should you perform in sequence? To answer, move the appropriate actions from the list of actions to the answer area and arrange them in the correct order.

Actions		Answer Area
In the Date Received field, enter the date when the payment was made		
In the Amount Received field, enter amounts		
Select the Payment Made option for lines that represent the second invoice		
Select Post Payments		
Open Payment Registration		
Select the Payment Made option for lines that represent the first invoice		
Select Post As Lump Payment		

- A. Mastered
- B. Not Mastered

Answer: A

Explanation:

Reference:

<https://docs.microsoft.com/en-gb/dynamics365/business-central/receivables-how-reconcile-customer-payments>

NEW QUESTION 9

- (Exam Topic 3)

An accounting manager provides you with a chart of accounts.

The accounting manager wants you to configure the General Posting Setup. You need to complete the configuration as efficiently as possible.

What are three ways to complete the configuration? Each correct answer presents a complete solution.

NOTE: Each correct selection is worth one point.

- A. Use the Copy action to create a new General Posting Setup Card
- B. Import a configuration package that contains the General Posting Setup
- C. Use the Suggest Accounts action to create all possible posting setup combinations
- D. Create a new General Posting Setup Card, and then use the Suggest Accounts action
- E. Create a new General Posting Setup Card, and then use the Copy action

Answer: BDE

Explanation:

Reference:

<https://docs.microsoft.com/en-us/learn/modules/posting-groups-dynamics-365-business-central/4-configure>

NEW QUESTION 10

- (Exam Topic 3)

Note: This question is part of a series of questions that present the same scenario. Each question in the series contains a unique solution that might meet the stated goals. Some question sets might have more than one correct solution, while others might not have a correct solution.

After you answer a question in this section, you will NOT be able to return to it. As a result, these questions will not appear in the review screen.

You are implementing Dynamics 365 Business Central for a company. The company provides subscription services to their customers. The subscription invoices are almost identical each month.

The company wants to set up recurring sales lines for subscription invoices. You need to create systems for creating subscription invoices.

Solution: Create a blanket order. Add the necessary lines to the blanket order. Create the monthly sales order. Then, create the invoice.

Does the solution meet the goal?

- A. Yes
- B. No

Answer: B

Explanation:

Reference:
<https://docs.microsoft.com/en-gb/dynamics365/business-central/sales-how-work-standard-lines>

NEW QUESTION 10

- (Exam Topic 3)

A company uses Dynamics 365 Business Central.

The company wants to print financial statements by using a cloud-based printer. You need to recommend the type of printer the customer should install.

Which type of printer should you recommend?

- A. Email
- B. System
- C. Client default
- D. Server default

Answer: A

NEW QUESTION 12

- (Exam Topic 3)

You create a test instance of Dynamics 365 Business Central and enter transactions for testing purposes. You create a production company instance in the same Business Central environment.

You need to copy the setup and master data from the test instance to the production instance without copying transaction data.

What are two possible ways to achieve the goal? Each correct answer presents a complete solution.

NOTE: Each correct selection is worth one point.

- A. Use the Run Migration Now function from Cloud Migration Management
- B. Create and export a configuration package from the source company
- C. Next, import into the destination company
- D. Use the Copy Data from Company function from the Configuration Worksheet page
- E. Use the Copy function from the Companies page

Answer: BD

NEW QUESTION 13

- (Exam Topic 3)

You are creating companies for multiple customers in the cloud-based version of Dynamics 365 Business Central by using the assisted setup guide.

You need to create new companies.

Which templates should you use? To answer, drag the appropriate templates to the correct requirements. Each template may be used once, more than once, or not at all. You may need to drag the split bar between panes or scroll to view content.

NOTE: Each correct selection is worth one point.

Templates	Requirement	Answer Area
Create New	Create a company that has setup data and sample data.	Template
Evaluation	Create a company that does not have setup data.	Template
Production	Create a blank company that has setup data but does not have sample data.	Template

- A. Mastered
- B. Not Mastered

Answer: A

Explanation:

Reference:
<https://docs.microsoft.com/en-gb/dynamics365/business-central/about-new-company>

NEW QUESTION 16

- (Exam Topic 3)

You have a Microsoft Excel file that includes journal entry data that must be imported into Dynamics 365 Business Central. This file was previously imported into a General Journal batch.

You receive an updated version of the file that includes corrections, deletions, and new journal entries. Which three actions can you perform by using the Edit in Excel feature? Each correct answer presents a complete solution.

NOTE: Each correct selection is worth one point.

- A. Modify an existing line in a General Journal batch
- B. Insert a new line in a General Journal batch
- C. Post one or more lines in a General Journal batch
- D. Request Approval for one or more lines in a General Journal batch
- E. Delete an existing line from a General Journal batch

Answer: ABE

NEW QUESTION 20

- (Exam Topic 3)
You are implementing Dynamics 365 Business Central.
You use infinite items such as water, electricity, and natural gas. You need to set up the items.
Which item type should you use for infinite items?

- A. Resource
- B. Inventory
- C. Service
- D. Non-Inventory

Answer: D

Explanation:
Reference:
<https://dynamicsuser.net/nav/b/peik/posts/using-infinite-components-in-a-dynamics-365-bc-production>

NEW QUESTION 21

- (Exam Topic 3)
A bank is implementing Dynamics 365 Business Central.
Each bank account must be configured to a unique G/L Account. You need to set up the first bank account.
How should you configure the system? To answer, select the appropriate options in the answer area. NOTE: Each correct selection is worth one point.

Control	Assignment
Bank Account Nos.	<div><div></div><div>Bank Account Posting groups</div><div>General Ledger Setup</div><div>Cash Flow Setup</div><div>Source Code Setup</div></div>
G/L Account for the bank account	<div><div></div><div>General Business Posting group</div><div>Bank Account Posting group</div><div>General Posting Setup</div><div>Bank Account Currency Code</div></div>

- A. Mastered
- B. Not Mastered

Answer: A

Explanation:
Reference:
<https://usedynamics.com/business-central/finance/general-ledger-setup/> <https://docs.microsoft.com/en-gb/dynamics365/business-central/bank-how-setup-bank-accounts>

NEW QUESTION 24

- (Exam Topic 3)
You have multiple, unpaid posted purchase invoices to reverse. Some invoices require complete reversal while others need partial reversal.
You need to process credit memos from the posted purchase invoices.
Which actions should you perform? To answer, drag the appropriate actions to the correct requirements. Each action may be used once, more than once, or not at all. You may need to drag the split bar between panes or scroll to view content.
NOTE: Each correct selection is worth one point.

Actions	Answer Area								
	<table><thead><tr><th>Requirement</th><th>Actions</th></tr></thead><tbody><tr><td>Automatically create and post a corrective purchase credit memo to void the initial posted purchase invoice.</td><td>Action</td></tr><tr><td>Enable users to manually post credit memos.</td><td>Action</td></tr><tr><td>Create a new purchase invoice to replace a canceled invoice.</td><td>Action</td></tr></tbody></table>	Requirement	Actions	Automatically create and post a corrective purchase credit memo to void the initial posted purchase invoice.	Action	Enable users to manually post credit memos.	Action	Create a new purchase invoice to replace a canceled invoice.	Action
Requirement	Actions								
Automatically create and post a corrective purchase credit memo to void the initial posted purchase invoice.	Action								
Enable users to manually post credit memos.	Action								
Create a new purchase invoice to replace a canceled invoice.	Action								

Cancel

Correct

Create Corrective Credit Memo

- A. Mastered
- B. Not Mastered

Answer: A

Explanation:

Reference:
<https://docs.microsoft.com/en-gb/dynamics365/business-central/purchasing-how-process-purchase-returns-cance> <https://docs.microsoft.com/en-gb/dynamics365/business-central/purchasing-how-correct-cancel-unpaid-purchase>

NEW QUESTION 29

- (Exam Topic 3)
Note: This question is part of a series of questions that present the same scenario. Each question in the series contains a unique solution that might meet the stated goals. Some question sets might have more than one correct solution, while others might not have a correct solution.
After you answer a question in this section, you will NOT be able to return to it. As a result, these questions will not appear in the review screen.
You are implementing Dynamics 365 Business Central for a company. The company provides subscription services to their customers. The subscription invoices are almost identical each month.
The company wants to set up recurring sales lines for subscription invoices. You need to create systems for creating subscription invoices.
Solution: Create a new recurring sales line. Open the relevant customers and attach the Recurring Sales Lines code to the customer. Then, run the Create Recurring Sales Invoices batch to create the invoices.
Does the solution meet the goal?

- A. Yes
- B. No

Answer: A

Explanation:

Reference:
<https://docs.microsoft.com/en-gb/dynamics365/business-central/sales-how-work-standard-lines>

NEW QUESTION 31

- (Exam Topic 3)
You are setting up approval workflows in Dynamics 365 Business Central. You need to configure approval limits.
Which approver limit types should you use? To answer, drag the appropriate approver limit types to the correct requirements. Each approver limit type may be used once, or not at all. You may need to drag the split bar between panes or scroll to view content.
NOTE: Each correct selection is worth one point.

Approver limit types	Requirement	Approver limit type
Direct approver	Route approval requests to the approver defined in Approval User Setup, regardless of the amount.	Approver limit type
Specific approver	Route approval requests to the approver defined in the Workflow Response, regardless of the amount.	Approver limit type
First Qualified approver	Route approval requests to a user who can approve requests for the required amount.	Approver limit type
Approver Chain		

- A. Mastered
- B. Not Mastered

Answer: A

Explanation:

Reference:
<https://ebs.com.au/blog/how-approver-limit-type-works-for-purchase-order-workflows-in-microsoft-dynamics-3>

NEW QUESTION 35

- (Exam Topic 3)
You are configuring Dynamics 365 Business Central for a company. You need to create items.
Which item types should you use? To answer, drag the appropriate item types to the correct scenarios. Each item type may be used once, more than once, or not at all. You may need to drag the split bar between panes or scroll to view content.
NOTE: Each correct selection is worth one point.

Item types	Answer Area	
	Scenario	Item type
All	The item may be transferred between locations.	Item type
Inventory	The item can be used in assembly consumption, but the quantity is not tracked.	Item type
Non-Inventory		
Service	Item will be used in sales transactions.	Item type

- A. Mastered
- B. Not Mastered

Answer: A

Explanation:
Reference:
<https://docs.microsoft.com/en-gb/dynamics365/business-central/inventory-about-item-types>

NEW QUESTION 40

- (Exam Topic 3)
You configure a cloud-based printer in Dynamics 365 Business Central.
Purchase orders printed by users must automatically print to the cloud-based printer. You need to create a setup record for the user, report, and printer combination.
On which page should you create the setup record?

- A. Printer Selections
- B. Printer Management
- C. Report Layout Selection
- D. Report Selection – Purchase
- E. Document Sending Profiles

Answer: A

Explanation:
Reference:
<https://docs.microsoft.com/en-gb/dynamics365/business-central/ui-specify-printer-selection-reports>

NEW QUESTION 45

.....

Thank You for Trying Our Product

We offer two products:

1st - We have Practice Tests Software with Actual Exam Questions

2nd - Questions and Answers in PDF Format

MB-800 Practice Exam Features:

- * MB-800 Questions and Answers Updated Frequently
- * MB-800 Practice Questions Verified by Expert Senior Certified Staff
- * MB-800 Most Realistic Questions that Guarantee you a Pass on Your FirstTry
- * MB-800 Practice Test Questions in Multiple Choice Formats and Updatesfor 1 Year

100% Actual & Verified — Instant Download, Please Click
[Order The MB-800 Practice Test Here](#)