

Exam Questions 300-715

Implementing and Configuring Cisco Identity Services Engine (SISE)

<https://www.2passeasy.com/dumps/300-715/>



NEW QUESTION 1

When planning for the deployment of Cisco ISE, an organization's security policy dictates that they must use network access authentication via RADIUS. It also states that the deployment provide an adequate amount of security and visibility for the hosts on the network. Why should the engineer configure MAB in this situation?

- A. The Cisco switches only support MAB.
- B. MAB provides the strongest form of authentication available.
- C. The devices in the network do not have a supplicant.
- D. MAB provides user authentication.

Answer: C

NEW QUESTION 2

Which two features should be used on Cisco ISE to enable the TACACS+ feature? (Choose two)

- A. External TACACS Servers
- B. Device Admin Service
- C. Device Administration License
- D. Server Sequence
- E. Command Sets

Answer: BC

NEW QUESTION 3

A network administrator notices that after a company-wide shut down, many users cannot connect their laptops to the corporate SSID. What must be done to permit access in a timely manner?

- A. Authenticate the user's system to the secondary Cisco ISE node and move this user to the primary with the renewed certificate.
- B. Connect this system as a guest user and then redirect the web auth protocol to log in to the network.
- C. Add a certificate issue from the CA server, revoke the expired certificate, and add the new certificate in system.
- D. Allow authentication for expired certificates within the EAP-TLS section under the allowed protocols.

Answer: A

NEW QUESTION 4

What is a characteristic of the UDP protocol?

- A. UDP can detect when a server is down.
- B. UDP offers best-effort delivery
- C. UDP can detect when a server is slow
- D. UDP offers information about a non-existent server

Answer: B

Explanation:

<https://www.cisco.com/c/en/us/support/docs/security-vpn/remote-authentication-dial-user-service-radius/13838>

NEW QUESTION 5

An engineer is configuring web authentication and needs to allow specific protocols to permit DNS traffic. Which type of access list should be used for this configuration?

- A. reflexive ACL
- B. extended ACL
- C. standard ACL
- D. numbered ACL

Answer: B

NEW QUESTION 6

A user reports that the RADIUS accounting packets are not being seen on the Cisco ISE server. Which command is the user missing in the switch's configuration?

- A. radius-server vsa send accounting
- B. aaa accounting network default start-stop group radius
- C. aaa accounting resource default start-stop group radius
- D. aaa accounting exec default start-stop group radius

Answer: A

NEW QUESTION 7

An administrator is configuring new probes to use with Cisco ISE and wants to use metadata to help profile the endpoints. The metadata must contain traffic information relating to the endpoints instead of industry-standard protocol information Which probe should be enabled to meet these requirements?

- A. NetFlow probe

- B. DNS probe
- C. DHCP probe
- D. SNMP query probe

Answer: C

Explanation:

<http://www.network-node.com/blog/2016/1/2/ise-20-profiling>

NEW QUESTION 8

An engineer is configuring a dedicated SSID for onboarding devices. Which SSID type accomplishes this configuration?

- A. dual
- B. hidden
- C. broadcast
- D. guest

Answer: A

Explanation:

<https://community.cisco.com/t5/security-documents/ise-byod-dual-vs-single-ssid-onboarding/ta-p/3641422>

https://www.youtube.com/watch?v=HH_Xasqd9k4&ab_channel=CiscoISE-IdentityServicesEngine

http://www.labminutes.com/sec0053_ise_1_1_byod_wireless_onboarding_dual_ssid

NEW QUESTION 9

A Cisco device has a port configured in multi-authentication mode and is accepting connections only from hosts assigned the SGT of SGT_0422048549 The VLAN trunk link supports a maximum of 8 VLANS What is the reason for these restrictions?

- A. The device is performing inline tagging without acting as a SXP speaker
- B. The device is performing mime tagging while acting as a SXP speaker
- C. The IP subnet addresses are dynamically mapped to an SGT.
- D. The IP subnet addresses are statically mapped to an SGT

Answer: C

NEW QUESTION 10

Which two task types are included in the Cisco ISE common tasks support for TACACS+ profiles? (Choose two.)

- A. Firepower
- B. WLC
- C. IOS
- D. ASA
- E. Shell

Answer: BE

Explanation:

[https://www.cisco.com/c/en/us/td/docs/security/ise/2-1/admin_guide/b_ise_admin_guide_21/b_ise_admin_guide_TACACS+ Profile](https://www.cisco.com/c/en/us/td/docs/security/ise/2-1/admin_guide/b_ise_admin_guide_21/b_ise_admin_guide_TACACS+_Profile)

TACACS+ profiles control the initial login session of the device administrator. A session refers to each individual authentication, authorization, or accounting request. A session authorization request to a network device elicits an ISE response. The response includes a token that is interpreted by the network device, which limits the commands that may be executed for the duration of a session. The authorization policy for a device administration access service can contain a single shell profile and multiple command sets. The TACACS+ profile definitions are split into two components:

- Common tasks
- Custom attributes

There are two views in the TACACS+ Profiles page (Work Centers > Device Administration > Policy Elements > Results > TACACS Profiles)—Task Attribute View and Raw View. Common tasks can be entered using the Task Attribute View and custom attributes can be created in the Task Attribute View as well as the Raw View.

The Common Tasks section allows you to select and configure the frequently used attributes for a profile. The attributes that are included here are those defined by the TACACS+ protocol draft specifications. However, the values can be used in the authorization of requests from other services. In the Task Attribute View, the ISE administrator can set the privileges that will be assigned to the device administrator. The common task types are:

- Shell
- WLC
- Nexus
- Generic

The Custom Attributes section allows you to configure additional attributes. It provides a list of attributes that are not recognized by the Common Tasks section. Each definition consists of the attribute name, an indication of whether the attribute is mandatory or optional, and the value for the attribute. In the Raw View, you can enter the mandatory attributes using a equal to (=) sign between the attribute name and its value and optional attributes are entered using an asterisk (*) between the attribute name and its value. The attributes entered in the Raw View are reflected in the Custom Attributes section in the Task Attribute View and vice versa. The Raw View is also used to copy paste the attribute list (for example, another product's attribute list) from the clipboard onto ISE. Custom attributes can be defined for nonshell services.

NEW QUESTION 10

Which use case validates a change of authorization?

- A. An authenticated, wired EAP-capable endpoint is discovered
- B. An endpoint profiling policy is changed for authorization policy.

- C. An endpoint that is disconnected from the network is discovered
- D. Endpoints are created through device registration for the guests

Answer: B

Explanation:

https://www.cisco.com/c/en/us/td/docs/security/ise/1-2/user_guide/ise_user_guide/ise_prof_pol.html

NEW QUESTION 13

What does a fully distributed Cisco ISE deployment include?

- A. PAN and PSN on the same node while MnTs are on their own dedicated nodes.
- B. PAN and MnT on the same node while PSNs are on their own dedicated nodes.
- C. All Cisco ISE personas on their own dedicated nodes.
- D. All Cisco ISE personas are sharing the same node.

Answer: A

Explanation:

https://www.cisco.com/c/en/us/td/docs/security/ise/2-4/admin_guide/b_ISE_admin_guide_24/m_setup_cisco_is

NEW QUESTION 15

A Cisco ISE administrator must restrict specific endpoints from accessing the network while in closed mode. The requirement is to have Cisco ISE centrally store the endpoints to restrict access from. What must be done to accomplish this task?

- A. Add each MAC address manually to a blocklist identity group and create a policy denying access
- B. Create a logical profile for each device's profile policy and block that via authorization policies.
- C. Create a profiling policy for each endpoint with the cdpCacheDeviceId attribute.
- D. Add each IP address to a policy denying access.

Answer: B

NEW QUESTION 16

A company is attempting to improve their BYOD policies and restrict access based on certain criteria. The company's subnets are organized by building. Which attribute should be used in order to gain access based on location?

- A. static group assignment
- B. IP address
- C. device registration status
- D. MAC address

Answer: A

Explanation:

https://www.cisco.com/c/en/us/td/docs/security/ise/2-1/admin_guide/b_ise_admin_guide_21/b_ise_admin_

NEW QUESTION 20

A user changes the status of a device to stolen in the My Devices Portal of Cisco ISE. The device was originally onboarded in the BYOD wireless Portal without a certificate. The device is found later, but the user cannot re-onboard the device because Cisco ISE assigned the device to the Blocklist endpoint identity group. What must the user do in the My Devices Portal to resolve this issue?

- A. Manually remove the device from the Blocklist endpoint identity group.
- B. Change the device state from Stolen to Not Registered.
- C. Change the BYOD registration attribute of the device to None.
- D. Delete the device, and then re-add the device.

Answer: B

NEW QUESTION 24

An administrator is configuring RADIUS on a Cisco switch with a key set to Cisc403012128 but is receiving the error "Authentication failed: 22040 Wrong password or invalid shared secret. "what must be done to address this issue?

- A. Add the network device as a NAD inside Cisco ISE using the existing key.
- B. Configure the key on the Cisco ISE instead of the Cisco switch.
- C. Use a key that is between eight and ten characters.
- D. Validate that the key is correct on both the Cisco switch as well as Cisco ISE.

Answer: D

NEW QUESTION 27

An engineer is configuring web authentication using non-standard ports and needs the switch to redirect traffic to the correct port. Which command should be used to accomplish this task?

- A. permit tcp any any eq <port number>
- B. aaa group server radius proxy
- C. ip http port <port number>

D. aaa group server radius

Answer: C

NEW QUESTION 31

Which configuration is required in the Cisco ISE authentication policy to allow Central Web Authentication?

- A. MAB and if user not found, continue
- B. MAB and if authentication failed, continue
- C. Dot1x and if user not found, continue
- D. Dot1x and if authentication failed, continue

Answer: A

NEW QUESTION 32

An engineer is testing Cisco ISE policies in a lab environment with no support for a deployment server. In order to push supplicant profiles to the workstations for testing, firewall ports will need to be opened. From which Cisco ISE persona should this traffic be originating?

- A. monitoring
- B. policy service
- C. administration
- D. authentication

Answer: B

NEW QUESTION 37

Which supplicant(s) and server(s) are capable of supporting EAP-CHAINING?

- A. Cisco AnyConnect NAM and Cisco Identity Service Engine
- B. Cisco AnyConnect NAM and Cisco Access Control Server
- C. Cisco Secure Services Client and Cisco Access Control Server
- D. Windows Native Supplicant and Cisco Identity Service Engine

Answer: A

NEW QUESTION 42

An administrator is configuring a new profiling policy within Cisco ISE. The organization has several endpoints that are the same device type and all have the same Block ID in their MAC address. The profiler does not currently have a profiling policy created to categorize these endpoints. Therefore, a custom profiling policy must be created. Which condition must the administrator use in order to properly profile an ACME AI Connector endpoint for network access with MAC address <MAC ADDRESS>?

- A. MAC_OUI_STARTSWITH_<MACADDRESS>
- B. CDP_cdpCacheDeviceID_CONTAINS_<MACADDRESS>
- C. MAC_MACAddress_CONTAINS_<MACADDRESS>
- D. Radius Called Station-ID STARTSWITH <MACADDRESS>

Answer: D

NEW QUESTION 43

An engineer needs to configure Cisco ISE Profiling Services to authorize network access for IP speakers that require access to the intercom system. This traffic needs to be identified if the ToS bit is set to 5 and the destination IP address is the intercom system. What must be configured to accomplish this goal?

- A. NMAP
- B. NETFLOW
- C. pxGrid
- D. RADIUS

Answer: B

NEW QUESTION 46

A network administrator changed a Cisco ISE deployment from pilot to production and noticed that the JVM memory utilization increased significantly. The administrator suspects this is due to replication between the nodes. What must be configured to minimize performance degradation?

- A. Review the profiling policies for any misconfiguration
- B. Enable the endpoint attribute filter
- C. Change the reauthenticate interval.
- D. Ensure that Cisco ISE is updated with the latest profiler feed update

Answer: B

Explanation:

https://www.cisco.com/c/en/us/td/docs/security/ise/2-3/admin_guide/b_ise_admin_guide_23/b_ise_admin_guide

NEW QUESTION 49

Which two actions occur when a Cisco ISE server device administrator logs in to a device? (Choose two)

- A. The device queries the internal identity store
- B. The Cisco ISE server queries the internal identity store
- C. The device queries the external identity store
- D. The Cisco ISE server queries the external identity store.
- E. The device queries the Cisco ISE authorization server

Answer: AD

NEW QUESTION 50

An engineer is configuring sponsored guest access and needs to limit each sponsored guest to a maximum of two devices. There are other guest services in production that rely on the default guest types. How should this configuration change be made without disrupting the other guest services currently offering three or more guest devices per user?

- A. Create an ISE identity group to add users to and limit the number of logins via the group configuration.
- B. Create a new guest type and set the maximum number of devices sponsored guests can register
- C. Create an LDAP login for each guest and tag that in the guest portal for authentication.
- D. Create a new sponsor group and adjust the settings to limit the devices for each guest.

Answer: D

NEW QUESTION 55

What is the minimum certainty factor when creating a profiler policy?

- A. the minimum number that a predefined condition provides
- B. the maximum number that a predefined condition provides
- C. the minimum number that a device certainty factor must reach to become a member of the profile
- D. the maximum number that a device certainty factor must reach to become a member of the profile

Answer: C

NEW QUESTION 58

A security administrator is using Cisco ISE to create a BYOD onboarding solution for all employees who use personal devices on the corporate network. The administrator generates a Certificate Signing Request and signs the request using an external Certificate Authority server. Which certificate usage option must be selected when importing the certificate into ISE?

- A. RADIUS
- B. DLTS
- C. Portal
- D. Admin

Answer: C

NEW QUESTION 62

Which two endpoint compliance statuses are possible? (Choose two.)

- A. unknown
- B. known
- C. invalid
- D. compliant
- E. valid

Answer: AD

NEW QUESTION 63

When creating a policy within Cisco ISE for network access control, the administrator wants to allow different access restrictions based upon the wireless SSID to which the device is connecting. Which policy condition must be used in order to accomplish this?

- A. Network Access NetworkDeviceName CONTAINS <SSID Name>
- B. DEVICE Device Type CONTAINS <SSID Name>
- C. Radius Called-Station-ID CONTAINS <SSID Name>
- D. Airespace Airespace-Wlan-Id CONTAINS <SSID Name>

Answer: C

Explanation:

<https://www.cisco.com/c/en/us/support/docs/security/identity-services-engine/115734-ise-policies-ssid-00.h>

NEW QUESTION 68

A network engineer needs to ensure that the access credentials are not exposed during the 802.1x authentication among components. Which two protocols should complete this task?

- A. PEAP
- B. EAP-MD5
- C. LEAP
- D. EAP-TLS
- E. EAP-TTLS

Answer: BD

NEW QUESTION 71

Which two ports must be open between Cisco ISE and the client when you configure posture on Cisco ISE? (Choose two).

- A. TCP 8443
- B. TCP 8906
- C. TCP 443
- D. TCP 80
- E. TCP 8905

Answer: AE

NEW QUESTION 72

What are two components of the posture requirement when configuring Cisco ISE posture? (Choose two)

- A. updates
- B. remediation actions
- C. Client Provisioning portal
- D. conditions
- E. access policy

Answer: BD

NEW QUESTION 75

An engineer is configuring ISE for network device administration and has devices that support both protocols. What are two benefits of choosing TACACS+ over RADIUS for these devices? (Choose two.)

- A. TACACS+ is FIPS compliant while RADIUS is not
- B. TACACS+ is designed for network access control while RADIUS is designed for role-based access.
- C. TACACS+ uses secure EAP-TLS while RADIUS does not.
- D. TACACS+ provides the ability to authorize specific commands while RADIUS does not
- E. TACACS+ encrypts the entire payload being sent while RADIUS only encrypts the password.

Answer: DE

NEW QUESTION 80

An engineer is creating a new authorization policy to give the endpoints access to VLAN 310 upon successful authentication. The administrator tests the 802.1X authentication for the endpoint and sees that it is authenticating successfully. What must be done to ensure that the endpoint is placed into the correct VLAN?

- A. Configure the switchport access vlan 310 command on the switch port
- B. Ensure that the security group is not preventing the endpoint from being in VLAN 310
- C. Add VLAN 310 in the common tasks of the authorization profile
- D. Ensure that the endpoint is using the correct policy set

Answer: C

NEW QUESTION 82

An engineer is configuring Cisco ISE for guest services. They would like to have any unregistered guests redirected to the guest portal for authentication, then have a CoA provide them with full access to the network that is segmented via firewalls. Why is the given configuration failing to accomplish this goal?

- A. The Guest Flow condition is not in the line that gives access to the guest portal
- B. The Network_Access_Authentication_Passed condition will not work with guest services for portal access.
- C. The Permit Access result is not set to restricted access in its policy line
- D. The Guest Portal and Guest Access policy lines are in the wrong order

Answer: D

NEW QUESTION 86

An ISE administrator must change the inactivity timer for MAB endpoints to terminate the authentication session whenever a switch port that is connected to an IP phone does not detect packets from the device for 30 minutes. Which action must be taken to accomplish this task?

- A. Add the authentication timer reauthenticate server command to the switchport.
- B. Add the authentication timer inactivity 3600 command to the switchport.
- C. Change the idle-timeout on the Radius server to 3600 seconds for IP Phone endpoints.
- D. Configure the session-timeout to be 3600 seconds on Cisco ISE.

Answer: B

NEW QUESTION 89

An administrator is adding network devices for a new medical building into Cisco ISE. These devices must be in a network device group that is identifying them as "Medical Switch" so that the policies can be made separately for the endpoints connecting through them. Which configuration item must be changed in the network device within Cisco ISE to accomplish this goal?

- A. Change the device type to Medical Switch.

- B. Change the device profile to Medical Switch.
- C. Change the model name to Medical Switch.
- D. Change the device location to Medical Switch.

Answer: A

NEW QUESTION 92

Which two values are compared by the binary comparison (unction in authentication that is based on Active Directory?

- A. subject alternative name and the common name
- B. MS-CHAPv2 provided machine credentials and credentials stored in Active Directory
- C. user-presented password hash and a hash stored in Active Directory
- D. user-presented certificate and a certificate stored in Active Directory

Answer: A

Explanation:

Basic certificate checking does not require an identity source. If you want binary comparison checking for the certificates, you must select an identity source. If you select Active Directory as an identity source, subject and common name and subject alternative name (all values) can be used to look up a user.
[https://www.cisco.com/c/en/us/td/docs/security/ise/1-3/admin_guide/b_ise_admin_guide_13/ b_ise_admin_guide_sample_chapter_01110.html](https://www.cisco.com/c/en/us/td/docs/security/ise/1-3/admin_guide/b_ise_admin_guide_13/b_ise_admin_guide_sample_chapter_01110.html)

NEW QUESTION 97

Which Cisco ISE solution ensures endpoints have the latest version of antivirus updates installed before being allowed access to the corporate network?

- A. Threat Services
- B. Profiling Services
- C. Provisioning Services
- D. Posture Services

Answer: D

NEW QUESTION 101

Which two probes must be enabled for the ARP cache to function in the Cisco ISE profile service so that a user can reliably bind the IP address and MAC addresses of endpoints? (Choose two.)

- A. NetFlow
- B. SNMP
- C. HTTP
- D. DHCP
- E. RADIUS

Answer: DE

Explanation:

Cisco ISE implements an ARP cache in the profiling service, so that you can reliably map the IP addresses and the MAC addresses of endpoints. For the ARP cache to function, you must enable either the DHCP probe or the RADIUS probe. The DHCP and RADIUS probes carry the IP addresses and the MAC addresses of endpoints in the payload data. The dhcp-requested address attribute in the DHCP probe and the Framed-IP-address attribute in the RADIUS probe carry the IP addresses of endpoints, along with their MAC addresses, which can be mapped and stored in the ARP cache.
https://www.cisco.com/c/en/us/td/docs/security/ise/2-1/admin_guide/b_ise_admin_guide_21/b_ise_admin_guide

NEW QUESTION 104

An administrator is configuring sponsored guest access using Cisco ISE Access must be restricted to the sponsor portal to ensure that only necessary employees can issue sponsored accounts and employees must be classified to do so What must be done to accomplish this task?

- A. Configure an identity-based access list in Cisco ISE to restrict the users allowed to login
- B. Edit the sponsor portal to only accept members from the selected groups
- C. Modify the sponsor groups assigned to reflect the desired user groups
- D. Create an authorization rule using the Guest Flow condition to authorize the administrators

Answer: C

NEW QUESTION 107

What does the dot1x system-auth-control command do?

- A. causes a network access switch not to track 802.1x sessions
- B. globally enables 802.1x
- C. enables 802.1x on a network access device interface
- D. causes a network access switch to track 802.1x sessions

Answer: B

Explanation:

<https://www.cisco.com/c/en/us/td/docs/switches/lan/catalyst4500/XE3-8-0E/15-24E/configuration/guide/xe-380>

NEW QUESTION 112

Which RADIUS attribute is used to dynamically assign the inactivity active timer for MAB users from the Cisco ISE node'?

- A. radius-server timeout
- B. session-timeout
- C. idle-timeout
- D. termination-action

Answer: C

NEW QUESTION 114

An engineer is enabling a newly configured wireless SSID for tablets and needs visibility into which other types of devices are connecting to it. What must be done on the Cisco WLC to provide this information to Cisco ISE9

- A. enable IP Device Tracking
- B. enable MAC filtering
- C. enable Fast Transition
- D. enable mDNS snooping

Answer: B

NEW QUESTION 119

An engineer is implementing network access control using Cisco ISE and needs to separate the traffic based on the network device ID and use the IOS device sensor capability. Which probe must be used to accomplish this task?

- A. HTTP probe
- B. NetFlow probe
- C. network scan probe
- D. RADIUS probe

Answer: D

Explanation:

<https://www.cisco.com/c/en/us/support/docs/security/identity-services-engine/200292-Configure-Device-Sensor> <http://www.network-node.com/blog/2016/1/2/ise-20-profiling>

NEW QUESTION 122

There are several devices on a network that are considered critical and need to be placed into the ISE database and a policy used for them. The organization does not want to use profiling. What must be done to accomplish this goal?

- A. Enter the MAC address in the correct Endpoint Identity Group.
- B. Enter the MAC address in the correct Logical Profile.
- C. Enter the IP address in the correct Logical Profile.
- D. Enter the IP address in the correct Endpoint Identity Group.

Answer: A

NEW QUESTION 127

Which two features must be used on Cisco ISE to enable the TACACS. feature? (Choose two)

- A. Device Administration License
- B. Server Sequence
- C. Command Sets
- D. Enable Device Admin Service
- E. External TACACS Servers

Answer: AD

NEW QUESTION 131

A company manager is hosting a conference. Conference participants must connect to an open guest SSID and only use a preassigned code that they enter into the guest portal prior to gaining access to the network. How should the manager configure Cisco ISE to accomplish this goal?

- A. Create entries in the guest identity group for all participants.
- B. Create an access code to be entered in the AUP page.
- C. Create logins for each participant to give them sponsored access.
- D. Create a registration code to be entered on the portal splash page.

Answer: B

NEW QUESTION 136

A network administrator is configuring client provisioning resource policies for client machines and must ensure that an agent pop-up is presented to the client when attempting to connect to the network Which configuration item needs to be added to allow for this'?

- A. the client provisioning URL in the authorization policy
- B. a temporal agent that gets installed onto the system
- C. a remote posture agent proxying the network connection
- D. an API connection back to the client

Answer: C

NEW QUESTION 137

An administrator is configuring a Cisco WLC for web authentication. Which two client profiling methods are enabled by default if the Apply Cisco ISE Default Settings check box has been selected? (Choose two.)

- A. CDP
- B. DHCP
- C. HTTP
- D. SNMP
- E. LLDP

Answer: AE

NEW QUESTION 142

While configuring Cisco TrustSec on Cisco IOS devices the engineer must set the CTS device ID and password in order for the devices to authenticate with each other. However after this is complete the devices are not able to properly authenticate. What issue would cause this to happen even if the device ID and passwords are correct?

- A. The device aliases are not matching
- B. The SGT mappings have not been defined
- C. The devices are missing the configuration `cts credentials trustsec verify 1`
- D. EAP-FAST is not enabled

Answer: B

NEW QUESTION 146

An engineer is configuring static SGT classification. Which configuration should be used when authentication is disabled and third-party switches are in use?

- A. VLAN to SGT mapping
- B. IP Address to SGT mapping
- C. L3IF to SGT mapping
- D. Subnet to SGT mapping

Answer: B

Explanation:

<https://community.cisco.com/t5/security-knowledge-base/segmentation-strategy/ta-p/3757424>: "The method of sending out IP to SGT mappings from ISE is particularly useful if the access switch does not support TrustSec"

NEW QUESTION 148

An administrator for a small network is configuring Cisco ISE to provide dynamic network access to users. Management needs Cisco ISE to not automatically trigger a CoA whenever a profile change is detected. Instead, the administrator needs to verify the new profile and manually trigger a CoA. What must be configured in the profiler to accomplish this goal?

- A. Port Bounce
- B. No CoA
- C. Session Query
- D. Reauth

Answer: B

Explanation:

<https://ciscocustomer.lookbookhq.com/iseguidedjourney/ISE-profiling-policies>

NEW QUESTION 151

An organization is implementing Cisco ISE posture services and must ensure that a host-based firewall is in place on every Windows and Mac computer that attempts to access the network. They have multiple vendors' firewall applications for their devices, so the engineers creating the policies are unable to use a specific application check in order to validate the posture for this. What should be done to enable this type of posture check?

- A. Use the file registry condition to ensure that the firewall is installed and running appropriately.
- B. Use a compound condition to look for the Windows or Mac native firewall applications.
- C. Enable the default firewall condition to check for any vendor firewall application.
- D. Enable the default application condition to identify the applications installed and validate the firewall app.

Answer: C

Explanation:

https://www.youtube.com/watch?v=6Kj8P8Hn7dY&t=109s&ab_channel=CiscoISE-IdentityServicesEngine

NEW QUESTION 153

Which two ports do network devices typically use for CoA? (Choose two)

- A. 443
- B. 19005
- C. 8080
- D. 3799
- E. 1700

Answer: DE

NEW QUESTION 157

An engineer is designing a BYOD environment utilizing Cisco ISE for devices that do not support native supplicants Which portal must the security engineer configure to accomplish this task?

- A. MDM
- B. Client provisioning
- C. My devices
- D. BYOD

Answer: C

Explanation:

https://www.cisco.com/c/en/us/td/docs/security/ise/2-2/admin_guide/b_ise_admin_guide_22/b_ise_admin_guide

NEW QUESTION 159

An engineer is configuring a guest password policy and needs to ensure that the password complexity requirements are set to mitigate brute force attacks. Which two requirement complete this policy? (Choose two)

- A. minimum password length
- B. active username limit
- C. access code control
- D. gpassword expiration period
- E. username expiration date

Answer: AD

NEW QUESTION 161

What sends the redirect ACL that is configured in the authorization profile back to the Cisco WLC?

- A. Cisco-av-pair
- B. Class attribute
- C. Event
- D. State attribute

Answer: A

NEW QUESTION 162

Which two actions must be verified to confirm that the internet is accessible via guest access when configuring a guest portal? (Choose two.)

- A. The guest device successfully associates with the correct SSID.
- B. The guest user gets redirected to the authentication page when opening a browser.
- C. The guest device has internal network access on the WLAN.
- D. The guest device can connect to network file shares.
- E. Cisco ISE sends a CoA upon successful guest authentication.

Answer: BE

NEW QUESTION 164

An engineer builds a five-node distributed Cisco ISE deployment The first two deployed nodes are responsible for the primary and secondary administration and monitoring personas Which persona configuration is necessary to have the remaining three Cisco ISE nodes serve as dedicated nodes in the Cisco ISE cube that is responsible only for handling the RADIUS and TACACS+ authentication requests, identity lookups, and policy evaluation?

A)

Role: SECONDARY

☒ Administration

☒ ▶ Monitoring

☒ ▼ Policy Service

☒ ▶ Enable Session Services

☒ Enable Profiling Service

☐ Enable Threat Center NAC Service

☐ ▶ Enable SXP Service

☒ Enable Device Admin Service

☐ Enable Passive Identity Service

End

B)

Role: SECONDARY

☐ Administration

☒ ▶ Monitoring

☒ ▼ Policy Service

☒ ▶ Enable Session Services

☒ Enable Profiling Service

☐ Enable Threat Center NAC Service

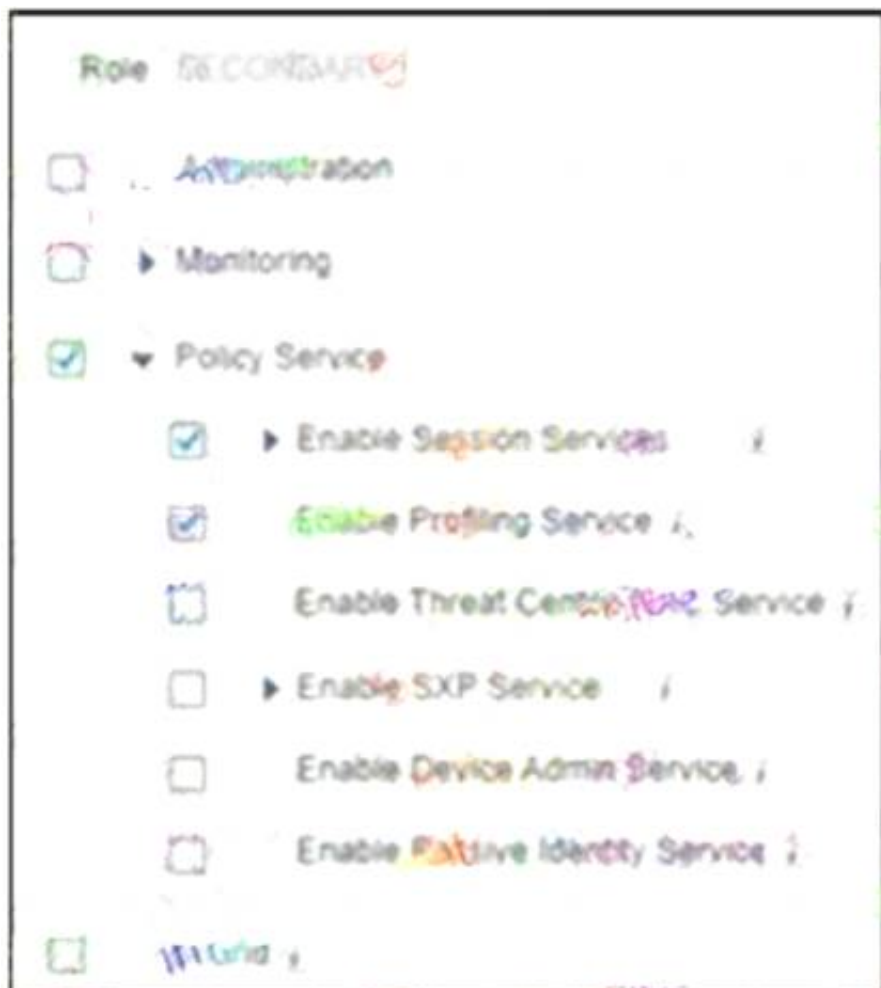
☐ Enable SXP Service

☒ Enable Device Admin Service

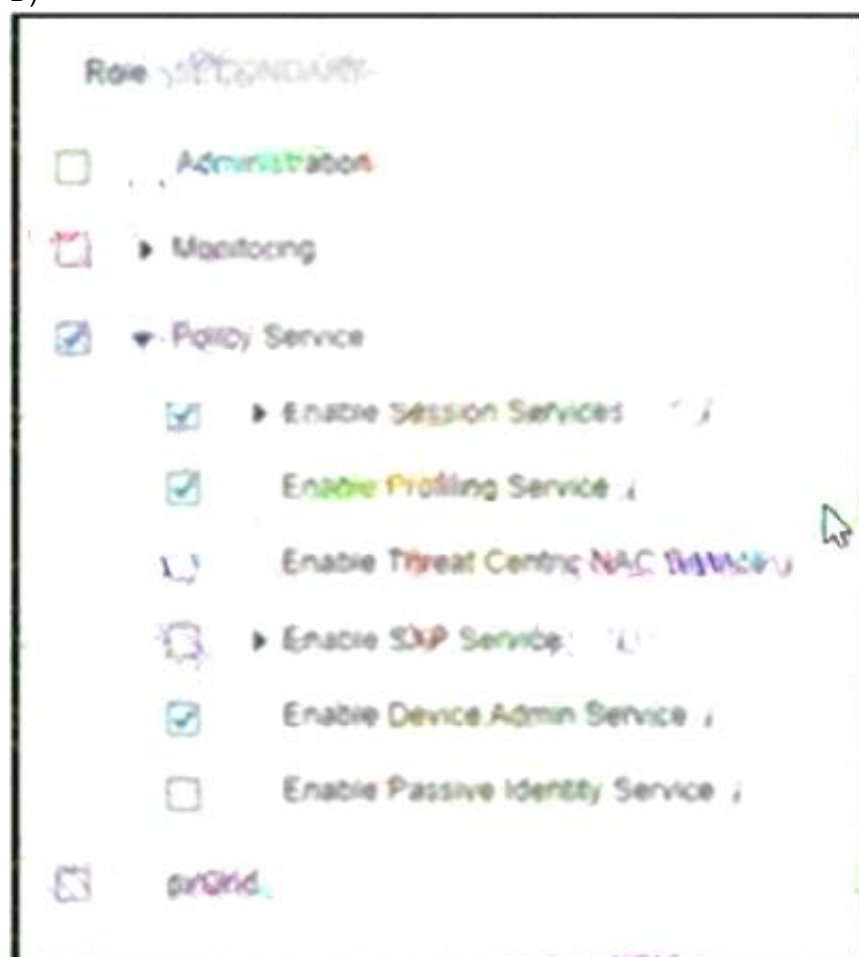
☐ Enable Passive Identity Service

☐ End

C)



D)



- A. Option A
- B. Option B
- C. Option C
- D. Option D

Answer: D

NEW QUESTION 169

An organization is migrating its current guest network to Cisco ISE and has 1000 guest users in the current database. There are no resources to enter this information into the Cisco ISE database manually. What must be done to accomplish this task efficiently?

- A. Use a CSV file to import the guest accounts
- B. Use SQL to link the existing database to Cisco ISE
- C. Use a JSON file to automate the migration of guest accounts
- D. Use an XML file to change the existing format to match that of Cisco ISE

Answer: A

NEW QUESTION 172

An engineer is configuring 802.1X and is testing out their policy sets. After authentication, some endpoints are given an access-reject message but are still allowed onto the network. What is causing this issue to occur?

- A. The switch port is configured with authentication event server dead action authorize vlan.
- B. The authorization results for the endpoints include a dACL allowing access.
- C. The authorization results for the endpoints include the Trusted security group tag.
- D. The switch port is configured with authentication open.

Answer: D

NEW QUESTION 177

Which profiling probe collects the user-agent string?

- A. DHCP
- B. AD
- C. HTTP
- D. NMAP

Answer: C

NEW QUESTION 182

Which two events trigger a CoA for an endpoint when CoA is enabled globally for ReAuth? (Choose two.)

- A. endpoint marked as lost in My Devices Portal
- B. addition of endpoint to My Devices Portal
- C. endpoint profile transition from Apple-Device to Apple-iPhone
- D. endpoint profile transition from Unknown to Windows 10-Workstation
- E. updating of endpoint dACL.

Answer: CD

NEW QUESTION 183

What are two requirements of generating a single signing in Cisco ISE by using a certificate provisioning portal, without generating a certificate request? (Choose two)

- A. Location the CSV file for the device MAC
- B. Select the certificate template
- C. Choose the hashing method
- D. Enter the common name
- E. Enter the IP address of the device

Answer: BD

Explanation:

<https://www.cisco.com/c/en/us/support/docs/security/identity-services-engine/200534-ISE-2-0-Certificate-Provi>

NEW QUESTION 185

An organization is hosting a conference and must make guest accounts for several of the speakers attending. The conference ended two days early but the guest accounts are still being used to access the network. What must be configured to correct this?

- A. Create an authorization rule denying sponsored guest access.
- B. Navigate to the Guest Portal and delete the guest accounts.
- C. Create an authorization rule denying guest access.
- D. Navigate to the Sponsor Portal and suspend the guest accounts.

Answer: D

NEW QUESTION 190

Which command displays all 802 1X/MAB sessions that are active on the switch ports of a Cisco Catalyst switch?

- A. show authentication sessions output
- B. Show authentication sessions
- C. show authentication sessions interface Gi 1/0/x
- D. show authentication sessions interface Gi1/0/x output

Answer: B

NEW QUESTION 192

There is a need within an organization for a new policy to be created in Cisco ISE. It must validate that a specific anti-virus application is not only installed, but running on a machine before it is allowed access to the network. Which posture condition should the administrator configure in order for this policy to work?

- A. file
- B. registry
- C. application
- D. service

Answer: C

NEW QUESTION 196

A customer wants to set up the Sponsor portal and delegate the authentication flow to a third party for added security while using Kerberos. Which database should be used to accomplish this goal?

- A. RSA Token Server
- B. Active Directory
- C. Local Database
- D. LDAP

Answer: B

Explanation:

https://www.cisco.com/c/en/us/td/docs/security/ise/2-6/admin_guide/b_ise_admin_guide_26/b_ise_admin_guide

NEW QUESTION 197

An administrator is attempting to join a new node to the primary Cisco ISE node, but receives the error message "Node is Unreachable". What is causing this error?

- A. The second node is a PAN node.
- B. No administrative certificate is available for the second node.
- C. The second node is in standalone mode.
- D. No admin privileges are available on the second node.

Answer: B

Explanation:

<https://www.ciscopress.com/articles/article.asp?p=2812072>

NEW QUESTION 200

What happens when an internal user is configured with an external identity store for authentication, but an engineer uses the Cisco ISE admin portal to select an internal identity store as the identity source?

- A. Authentication is redirected to the internal identity source.
- B. Authentication is redirected to the external identity source.
- C. Authentication is granted.
- D. Authentication fails.

Answer: D

NEW QUESTION 202

A network engineer is configuring guest access and notices that when a guest user registers a second device for access, the first device loses access. What must be done to ensure that both devices for a particular user are able to access the guest network simultaneously?

- A. Configure the sponsor group to increase the number of logins.
- B. Use a custom portal to increase the number of logins.
- C. Modify the guest type to increase the number of maximum devices.
- D. Create an Adaptive Network Control policy to increase the number of devices.

Answer: C

Explanation:

https://content.cisco.com/chapter.sjs?uri=/searchable/chapter/content/en/us/td/docs/security/ise/2-7/admin_guide

NEW QUESTION 206

Which advanced option within a WLAN must be enabled to trigger Central Web Authentication for Wireless users on AireOS controller?

- A. DHCP server
- B. static IP tunneling
- C. override Interface ACL
- D. AAA override

Answer: D

NEW QUESTION 211

A Cisco ISE administrator needs to ensure that guest endpoint registrations are only valid for one day. When testing the guest policy flow, the administrator sees that the Cisco ISE does not delete the endpoint in the Guest Endpoints identity store after one day and allows access to the guest network after that period. Which configuration is causing this problem?

- A. The Endpoint Purge Policy is set to 30 days for guest devices.
- B. The RADIUS policy set for guest access is set to allow repeated authentication of the same device.
- C. The length of access is set to 7 days in the Guest Portal Settings.
- D. The Guest Account Purge Policy is set to 15 days.

Answer: A

Explanation:

https://www.cisco.com/c/en/us/td/docs/security/ise/1-3/admin_guide/b_ise_admin_guide_13/b_ise_admin_guide

NEW QUESTION 216

A network administrator is configuring authorization policies on Cisco ISE. There is a requirement to use AD group assignments to control access to network resources. After a recent power failure and Cisco ISE rebooting itself, the AD group assignments no longer work. What is the cause of this issue?

- A. The AD join point is no longer connected.
- B. The AD DNS response is slow.
- C. The certificate checks are not being conducted.
- D. The network devices ports are shut down.

Answer: A

Explanation:

https://www.cisco.com/c/en/us/td/docs/security/ise/2-3/ise_active_directory_integration/b_ISE_AD_integration_

NEW QUESTION 217

Which are two characteristics of TACACS+? (Choose two)

- A. It uses TCP port 49.
- B. It combines authorization and authentication functions.
- C. It separates authorization and authentication functions.
- D. It encrypts the password only.
- E. It uses UDP port 49.

Answer: AC

NEW QUESTION 220

What is the purpose of the `ip http server` command on a switch?

- A. It enables the https server for users for web authentication.
- B. It enables MAB authentication on the switch.
- C. It enables the switch to redirect users for web authentication.
- D. It enables dot1x authentication on the switch.

Answer: C

NEW QUESTION 225

Which Cisco ISE deployment model provides redundancy by having every node in the deployment configured with the Administration, Policy Service, and Monitoring personas to protect from a complete node failure?

- A. distributed
- B. dispersed
- C. two-node
- D. hybrid

Answer: C

NEW QUESTION 227

An engineer wants to learn more about Cisco ISE and deployed a new lab with two nodes. Which two persona configurations allow the engineer to successfully test redundancy of a failed node? (Choose two.)

- A. Configure one of the Cisco ISE nodes as the Health Check node.
- B. Configure both nodes with the PAN and MnT personas only.
- C. Configure one of the Cisco ISE nodes as the primary PAN and MnT personas and the other as the secondary.
- D. Configure both nodes with the PAN, MnT, and PSN personas.
- E. Configure one of the Cisco ISE nodes as the primary PAN and PSN personas and the other as the secondary.

Answer: CE

NEW QUESTION 231

An engineer has been tasked with standing up a new guest portal for customers that are waiting in the lobby. There is a requirement to allow guests to use their social media logins to access the guest network to appeal to more customers. What must be done to accomplish this task?

- A. Create a sponsor portal to allow guests to create accounts using their social media logins.
- B. Create a sponsored guest portal and enable social media in the external identity sources.
- C. Create a self-registered guest portal and enable the feature for social media logins.
- D. Create a hotspot portal and enable social media login for network access.

Answer: C

NEW QUESTION 233

What is an advantage of using EAP-TLS over EAP-MS-CHAPv2 for client authentication?

- A. EAP-TLS uses a username and password for authentication to enhance security, while EAP-MS-CHAPv2 does not.
- B. EAP-TLS secures the exchange of credentials, while EAP-MS-CHAPv2 does not.
- C. EAP-TLS uses a device certificate for authentication to enhance security, while EAP-MS-CHAPv2 does not.

D. EAP-TLS uses multiple forms of authentication, while EAP-MS-CHAPv2 only uses one.

Answer: C

NEW QUESTION 234

Which two roles are taken on by the administration person within a Cisco ISE distributed environment? (Choose two.)

- A. backup
- B. secondary
- C. standby
- D. primary
- E. active

Answer: BD

NEW QUESTION 238

Drag the descriptions on the left onto the components of 802.1X on the right.

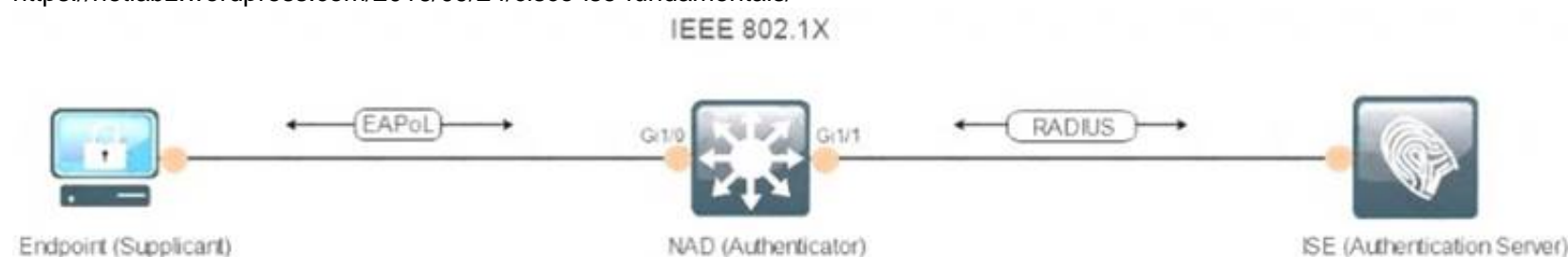
software on the endpoint that communicates with EAP at layer 2	authenticator
device that controls physical access to the network based on the endpoint authentication status	supplicant
device that validates the identity of the endpoint and provides results to another device	authentication server

- A. Mastered
- B. Not Mastered

Answer: A

Explanation:

<https://netlabz.wordpress.com/2016/09/24/cisco-ise-fundamentals/>



NEW QUESTION 241

What allows an endpoint to obtain a digital certificate from Cisco ISE during a BYOD flow?

- A. Network Access Control
- B. My Devices Portal
- C. Application Visibility and Control
- D. Supplicant Provisioning Wizard

Answer: D

NEW QUESTION 242

An engineer is unable to use SSH to connect to a switch after adding the required CLI commands to the device to enable TACACS+. The device administration license has been added to Cisco ISE, and the required policies have been created. Which action is needed to enable access to the switch?

- A. The ip ssh source-interface command needs to be set on the switch
- B. 802.1X authentication needs to be configured on the switch.
- C. The RSA keypair used for SSH must be regenerated after enabling TACACS+.
- D. The switch needs to be added as a network device in Cisco ISE and set to use TACACS+.

Answer: D

NEW QUESTION 247

A network administrator is setting up wireless guest access and has been unsuccessful in testing client access. The endpoint is able to connect to the SSID but is unable to grant access to the guest network through the guest portal. What must be done to identify the problem?

- A. Use context visibility to verify posture status.
- B. Use the endpoint ID to execute a session trace.
- C. Use the identity group to validate the authorization rules.

D. Use traceroute to ensure connectivity.

Answer: B

Explanation:

https://www.cisco.com/c/en/us/td/docs/security/ise/1-3/admin_guide/b_ise_admin_guide_13/b_ise_admin_guide

NEW QUESTION 251

A Cisco ISE administrator needs to ensure that guest endpoint registrations are only valid for 1 day. When testing the guest policy flow, the administrator sees that the Cisco ISE does not delete the endpoint in the Guest Endpoints identity store after one day and allows access to the guest network after that period. Which configuration is causing this problem?

- A. The RADIUS policy set for guest access is set to allow repeated authentication of the same device.
- B. The length of access is set to 7 days in the Guest Portal Settings.
- C. The Endpoint Purge Policy is set to 30 days for guest devices.
- D. The Guest Account Purge Policy is set to 15 days.

Answer: C

NEW QUESTION 255

An administrator is migrating device administration access to Cisco ISE from the legacy TACACS+ solution that used only privilege 1 and 15 access levels. The organization requires more granular controls of the privileges and wants to customize access levels 2-5 to correspond with different roles and access needs. Besides defining a new shell profile in Cisco ISE, what must be done to accomplish this configuration?

- A. Enable the privilege levels in Cisco ISE
- B. Enable the privilege levels in the IOS devices.
- C. Define the command privileges for levels 2-5 in the IOS devices
- D. Define the command privileges for levels 2-5 in Cisco ISE

Answer: B

Explanation:

<https://learningnetwork.cisco.com/s/blogs/a0D3i000002eeWTEAY/cisco-ios-privilege-levels>

NEW QUESTION 257

Refer to the exhibit

```
interface GigabitEthernet1/0/1
 authentication host-mode multi-auth
 authentication post-control auto
 mab
 dot1x pae authenticator
```

Which switch configuration change will allow only one voice and one data endpoint on each port?

- A. Multi-auth to multi-domain
- B. Mab to dot1x
- C. Auto to manual
- D. Multi-auth to single-auth

Answer: A

Explanation:

<https://community.cisco.com/t5/network-access-control/cisco-ise-multi-auth-or-multi-host/m-p/3750907>

NEW QUESTION 259

Which default endpoint identity group does an endpoint that does not match any profile in Cisco ISE become a member of?

- A. Endpoint
- B. unknown
- C. blacklist
- D. white list
- E. profiled

Answer: B

Explanation:

If you do not have a matching profiling policy, you can assign an unknown profiling policy. The endpoint is therefore profiled as Unknown. The endpoint that does not match any profile is grouped within the Unknown identity group. The endpoint profiled to the Unknown profile requires that you create a profile with an attribute or a set of attributes collected for that endpoint.

https://www.cisco.com/en/US/docs/security/ise/1.0/user_guide/ise10_man_identities.html

NEW QUESTION 263

An administrator is trying to collect metadata information about the traffic going across the network to gain added visibility into the hosts. This information will be used to create profiling policies for devices using Cisco ISE so that network access policies can be used. What must be done to accomplish this task?

- A. Configure the RADIUS profiling probe within Cisco ISE
- B. Configure NetFlow to be sent to the Cisco ISE appliance.
- C. Configure SNMP to be used with the Cisco ISE appliance

D. Configure the DHCP probe within Cisco ISE

Answer: D

NEW QUESTION 264

What gives Cisco ISE an option to scan endpoints for vulnerabilities?

- A. authorization policy
- B. authentication policy
- C. authentication profile
- D. authorization profile

Answer: A

NEW QUESTION 266

An administrator adds a new network device to the Cisco ISE configuration to authenticate endpoints to the network. The RADIUS test fails after the administrator configures all of the settings in Cisco ISE and adds the proper configurations to the switch. What is the issue?"

- A. The endpoint profile is showing as "unknown."
- B. The endpoint does not have the appropriate credentials for network access.
- C. The shared secret is incorrect on the switch or on Cisco ISE.
- D. The certificate on the switch is self-signed not a CA-provided certificate.

Answer: B

NEW QUESTION 269

An administrator is manually adding a device to a Cisco ISE identity group to ensure that it is able to access the network when needed without authentication Upon testing, the administrator notices that the device never hits the correct authorization policy line using the condition EndPoints LogicalProfile EQUALS static_list Why is this occurring?

- A. The dynamic logical profile is overriding the statically assigned profile
- B. The device is changing identity groups after profiling instead of remaining static
- C. The logical profile is being statically assigned instead of the identity group
- D. The identity group is being assigned instead of the logical profile

Answer: C

NEW QUESTION 272

An employee must access the internet through the corporate network from a new mobile device that does not support native supplicant provisioning provided by Cisco ISE. Which portal must the employee use to provision to the device?

- A. BYOD
- B. Personal Device
- C. My Devices
- D. Client Provisioning

Answer: C

NEW QUESTION 275

Which two features are available when the primary admin node is down and the secondary admin node has not been promoted? (Choose two.)

- A. hotspot
- B. new AD user 802 1X authentication
- C. posture
- D. BYOD
- E. guest AUP

Answer: BC

NEW QUESTION 278

.....

THANKS FOR TRYING THE DEMO OF OUR PRODUCT

Visit Our Site to Purchase the Full Set of Actual 300-715 Exam Questions With Answers.

We Also Provide Practice Exam Software That Simulates Real Exam Environment And Has Many Self-Assessment Features. Order the 300-715 Product From:

<https://www.2passeasy.com/dumps/300-715/>

Money Back Guarantee

300-715 Practice Exam Features:

- * 300-715 Questions and Answers Updated Frequently
- * 300-715 Practice Questions Verified by Expert Senior Certified Staff
- * 300-715 Most Realistic Questions that Guarantee you a Pass on Your FirstTry
- * 300-715 Practice Test Questions in Multiple Choice Formats and Updatesfor 1 Year