

DP-203 Dumps

Data Engineering on Microsoft Azure

<https://www.certleader.com/DP-203-dumps.html>



NEW QUESTION 1

- (Exam Topic 3)

A company plans to use Apache Spark analytics to analyze intrusion detection data.

You need to recommend a solution to analyze network and system activity data for malicious activities and policy violations. The solution must minimize administrative efforts.

What should you recommend?

- A. Azure Data Lake Storage
- B. Azure Databricks
- C. Azure HDInsight
- D. Azure Data Factory

Answer: B

Explanation:

Three common analytics use cases with Microsoft Azure Databricks

Recommendation engines, churn analysis, and intrusion detection are common scenarios that many organizations are solving across multiple industries. They require machine learning, streaming analytics, and utilize massive amounts of data processing that can be difficult to scale without the right tools.

Recommendation engines, churn analysis, and intrusion detection are common scenarios that many organizations are solving across multiple industries. They require machine learning, streaming analytics, and utilize massive amounts of data processing that can be difficult to scale without the right tools.

Note: Recommendation engines, churn analysis, and intrusion detection are common scenarios that many organizations are solving across multiple industries. They require machine learning, streaming analytics, and utilize massive amounts of data processing that can be difficult to scale without the right tools.

Reference:

<https://azure.microsoft.com/es-es/blog/three-critical-analytics-use-cases-with-microsoft-azure-databricks/>

NEW QUESTION 2

- (Exam Topic 3)

You have a self-hosted integration runtime in Azure Data Factory.

The current status of the integration runtime has the following configurations:

- Status: Running
- Type: Self-Hosted
- Version: 4.4.7292.1
- Running / Registered Node(s): 1/1
- High Availability Enabled: False
- Linked Count: 0
- Queue Length: 0
- Average Queue Duration: 0.00s

The integration runtime has the following node details:

- Name: X-M
- Status: Running
- Version: 4.4.7292.1
- Available Memory: 7697MB
- CPU Utilization: 6%
- Network (In/Out): 1.21KBps/0.83KBps
- Concurrent Jobs (Running/Limit): 2/14
- Role: Dispatcher/Worker
- Credential Status: In Sync

Use the drop-down menus to select the answer choice that completes each statement based on the information presented.

NOTE: Each correct selection is worth one point.

If the X-M node becomes unavailable, all
executed pipelines will:

	▼
fail until the node comes back online	
switch to another integration runtime	
exceed the CPU limit	

The number of concurrent jobs and the
CPU usage indicate that the Concurrent
Jobs (Running/Limit) value should be:

	▼
raised	
lowered	
left as is	

- A. Mastered
- B. Not Mastered

Answer: A

Explanation:

Box 1: fail until the node comes back online

We see: High Availability Enabled: False

Note: Higher availability of the self-hosted integration runtime so that it's no longer the single point of failure in your big data solution or cloud data integration with Data Factory.

Box 2: lowered We see:

Concurrent Jobs (Running/Limit): 2/14 CPU Utilization: 6%

Note: When the processor and available RAM aren't well utilized, but the execution of concurrent jobs reaches a node's limits, scale up by increasing the number of concurrent jobs that a node can run

Reference:

<https://docs.microsoft.com/en-us/azure/data-factory/create-self-hosted-integration-runtime>

NEW QUESTION 3

- (Exam Topic 3)

You are designing a fact table named FactPurchase in an Azure Synapse Analytics dedicated SQL pool. The table contains purchases from suppliers for a retail store. FactPurchase will contain the following columns.

Name	Data type	Nullable
PurchaseKey	Bigint	No
DateKey	Int	No
SupplierKey	Int	No
StockItemKey	Int	No
PurchaseOrderID	Int	Yes
OrderedQuantity	Int	No
OrderedOuters	Int	No
ReceivedOuters	Int	No
Package	Nvarchar(50)	No
IsOrderFinalized	Bit	No
LineageKey	Int	No

FactPurchase will have 1 million rows of data added daily and will contain three years of data. Transact-SQL queries similar to the following query will be executed daily.

```
SELECT
SupplierKey, StockItemKey, COUNT(*) FROM FactPurchase
WHERE DateKey >= 20210101 AND DateKey <= 20210131
GROUP By SupplierKey, StockItemKey
```

Which table distribution will minimize query times?

- A. round-robin
- B. replicated
- C. hash-distributed on DateKey
- D. hash-distributed on PurchaseKey

Answer: D

Explanation:

Hash-distributed tables improve query performance on large fact tables, and are the focus of this article. Round-robin tables are useful for improving loading speed.

Reference:

<https://docs.microsoft.com/en-us/azure/synapse-analytics/sql-data-warehouse/sql-data-warehouse-tables-distribu>

NEW QUESTION 4

- (Exam Topic 3)

You use Azure Data Factory to prepare data to be queried by Azure Synapse Analytics serverless SQL pools. Files are initially ingested into an Azure Data Lake Storage Gen2 account as 10 small JSON files. Each file contains the same data attributes and data from a subsidiary of your company.

You need to move the files to a different folder and transform the data to meet the following requirements: ➤ Provide the fastest possible query times.

➤ Automatically infer the schema from the underlying files.

How should you configure the Data Factory copy activity? To answer, select the appropriate options in the answer area.

NOTE: Each correct selection is worth one point.

Copy behavior:

	▼
Flatten hierarchy	
Merge files	
Preserve hierarchy	

Sink file type:

	▼
CSV	
JSON	
Parquet	
TXT	

- A. Mastered
- B. Not Mastered

Answer: A

Explanation:

Box 1: Preserver herarchy

Compared to the flat namespace on Blob storage, the hierarchical namespace greatly improves the performance of directory management operations, which improves overall job performance.

Box 2: Parquet

Azure Data Factory parquet format is supported for Azure Data Lake Storage Gen2. Parquet supports the schema property.

Reference:

<https://docs.microsoft.com/en-us/azure/storage/blobs/data-lake-storage-introduction> <https://docs.microsoft.com/en-us/azure/data-factory/format-parquet>

NEW QUESTION 5

- (Exam Topic 3)

Note: This question is part of a series of questions that present the same scenario. Each question in the series contains a unique solution that might meet the stated goals. Some question sets might have more than one correct solution, while others might not have a correct solution.

After you answer a question in this section, you will NOT be able to return to it. As a result, these questions will not appear in the review screen.

You have an Azure Synapse Analytics dedicated SQL pool that contains a table named Table1. You have files that are ingested and loaded into an Azure Data Lake Storage Gen2 container named container1.

You plan to insert data from the files in container1 into Table1 and transform the data. Each row of data in the files will produce one row in the serving layer of Table1.

You need to ensure that when the source data files are loaded to container1, the DateTime is stored as an additional column in Table1.

Solution: You use an Azure Synapse Analytics serverless SQL pool to create an external table that has an additional DateTime column.

Does this meet the goal?

- A. Yes
- B. No

Answer: B

Explanation:

Instead use the derived column transformation to generate new columns in your data flow or to modify existing fields.

Reference:

<https://docs.microsoft.com/en-us/azure/data-factory/data-flow-derived-column>

NEW QUESTION 6

- (Exam Topic 3)

You have an Azure Databricks workspace that contains a Delta Lake dimension table named Table1. Table1 is a Type 2 slowly changing dimension (SCD) table.

You need to apply updates from a source table to Table1. Which Apache Spark SQL operation should you use?

- A. CREATE
- B. UPDATE
- C. MERGE
- D. ALTER

Answer: C

Explanation:

The Delta provides the ability to infer the schema for data input which further reduces the effort required in managing the schema changes. The Slowly Changing Data(SCD) Type 2 records all the changes made to each key in the dimensional table. These operations require updating the existing rows to mark the previous values of the keys as old and then inserting new rows as the latest values. Also, Given a source table with the updates and the target table with dimensional data, SCD Type 2 can be expressed with the merge.

Example:

```
// Implementing SCD Type 2 operation using merge function customersTable
```

```
as("customers") merge(
```

```
stagedUpdates.as("staged_updates"), "customers.customerId = mergeKey")
```

```
whenMatched("customers.current = true AND customers.address <> staged_updates.address") updateExpr(Map(
```

```
"current" -> "false",  
"endDate" -> "staged_updates.effectiveDate")) whenNotMatched()  
insertExpr(Map(  
"customerid" -> "staged_updates.customerId", "address" -> "staged_updates.address", "current" -> "true",  
"effectiveDate" -> "staged_updates.effectiveDate", "endDate" -> "null"))  
execute()  
}  
Reference:  
https://www.projectpro.io/recipes/what-is-slowly-changing-data-scd-type-2-operation-delta-table-databricks
```

NEW QUESTION 7

- (Exam Topic 3)

You are monitoring an Azure Stream Analytics job by using metrics in Azure.

You discover that during the last 12 hours, the average watermark delay is consistently greater than the configured late arrival tolerance.

What is a possible cause of this behavior?

- A. Events whose application timestamp is earlier than their arrival time by more than five minutes arrive as inputs.
- B. There are errors in the input data.
- C. The late arrival policy causes events to be dropped.
- D. The job lacks the resources to process the volume of incoming data.

Answer: D

Explanation:

Watermark Delay indicates the delay of the streaming data processing job.

There are a number of resource constraints that can cause the streaming pipeline to slow down. The watermark delay metric can rise due to:

- Not enough processing resources in Stream Analytics to handle the volume of input events. To scale up resources, see Understand and adjust Streaming Units.
- Not enough throughput within the input event brokers, so they are throttled. For possible solutions, see Automatically scale up Azure Event Hubs throughput units.
- Output sinks are not provisioned with enough capacity, so they are throttled. The possible solutions vary widely based on the flavor of output service being used.

Reference:

<https://docs.microsoft.com/en-us/azure/stream-analytics/stream-analytics-time-handling>

NEW QUESTION 8

- (Exam Topic 3)

You have an Azure Data Factory that contains 10 pipelines.

You need to label each pipeline with its main purpose of either ingest, transform, or load. The labels must be available for grouping and filtering when using the monitoring experience in Data Factory.

What should you add to each pipeline?

- A. a resource tag
- B. a correlation ID
- C. a run group ID
- D. an annotation

Answer: D

Explanation:

Annotations are additional, informative tags that you can add to specific factory resources: pipelines, datasets, linked services, and triggers. By adding annotations, you can easily filter and search for specific factory resources.

Reference:

<https://www.cathrinewilhelmsen.net/annotations-user-properties-azure-data-factory/>

NEW QUESTION 9

- (Exam Topic 3)

You build a data warehouse in an Azure Synapse Analytics dedicated SQL pool.

Analysts write a complex SELECT query that contains multiple JOIN and CASE statements to transform data for use in inventory reports. The inventory reports will use the data and additional WHERE parameters depending on the report. The reports will be produced once daily.

You need to implement a solution to make the dataset available for the reports. The solution must minimize query times.

What should you implement?

- A. a materialized view
- B. a replicated table
- C. in ordered clustered columnstore index
- D. result set chaching

Answer: A

Explanation:

Materialized views for dedicated SQL pools in Azure Synapse provide a low maintenance method for complex analytical queries to get fast performance without any query change.

Note: When result set caching is enabled, dedicated SQL pool automatically caches query results in the user database for repetitive use. This allows subsequent query executions to get results directly from the persisted cache so recomputation is not needed. Result set caching improves query performance and reduces compute resource usage. In addition, queries using cached results set do not use any concurrency slots and thus do not count against existing concurrency limits.

Reference:

[https://docs.microsoft.com/en-us/azure/synapse-analytics/sql-data-warehouse/performance-tuning-materialized-](https://docs.microsoft.com/en-us/azure/synapse-analytics/sql-data-warehouse/performance-tuning-materialized-views) [https://docs.microsoft.com/en-us/azure/synapse-analytics/sql-data-warehouse/performance-tuning-result-set-cac](https://docs.microsoft.com/en-us/azure/synapse-analytics/sql-data-warehouse/performance-tuning-result-set-caching)

NEW QUESTION 10

- (Exam Topic 3)

You need to output files from Azure Data Factory.

Which file format should you use for each type of output? To answer, select the appropriate options in the answer area.

NOTE: Each correct selection is worth one point.

Columnar format:

▼

Avro

GZip

Parquet

TXT

JSON with a timestamp:

▼

Avro

GZip

Parquet

TXT

- A. Mastered
- B. Not Mastered

Answer: A

Explanation:

Box 1: Parquet

Parquet stores data in columns, while Avro stores data in a row-based format. By their very nature, column-oriented data stores are optimized for read-heavy analytical workloads, while row-based databases are best for write-heavy transactional workloads.

Box 2: Avro

An Avro schema is created using JSON format. AVRO supports timestamps.

Note: Azure Data Factory supports the following file formats (not GZip or TXT).

- Avro format
- Binary format
- Delimited text format
- Excel format
- JSON format
- ORC format
- Parquet format
- XML format

Reference:

<https://www.datanami.com/2018/05/16/big-data-file-formats-demystified>

NEW QUESTION 10

- (Exam Topic 3)

You are designing the folder structure for an Azure Data Lake Storage Gen2 account. You identify the following usage patterns:

- Users will query data by using Azure Synapse Analytics serverless SQL pools and Azure Synapse Analytics serverless Apache Spark pods.
- Most queries will include a filter on the current year or week.
- Data will be secured by data source.

You need to recommend a folder structure that meets the following requirements:

- Supports the usage patterns
- Simplifies folder security
- Minimizes query times

Which folder structure should you recommend?

- A) `\YYYY\MM\DataSource\SubjectArea\FileData_YYYY_MM_DD.parquet`
- B) `DataSource\SubjectArea\MM\YYYY\FileData_YYYY_MM_DD.parquet`
- C) `\DataSource\SubjectArea\YYYY\MM\FileData_YYYY_MM_DD.parquet`
- D) `\DataSource\SubjectArea\YYYY-MM\FileData_YYYY_MM_DD.parquet`
- E) `MM\YYYY\SubjectArea\DataSource\FileData_YYYY_MM_DD.parquet`

- A. Option A
- B. Option B
- C. Option C
- D. Option D
- E. Option E

Answer: C

Explanation:

Data will be secured by data source. -> Use DataSource as top folder.

Most queries will include a filter on the current year or week -> Use \YYYY\WW\ as subfolders. Common Use Cases

A common use case is to filter data stored in a date (and possibly time) folder structure such as

/YYYY/MM/DD/ or /YYYY/MM/YYYY-MM-DD/. As new data is generated/sent/copied/moved to the storage account, a new folder is created for each specific time period. This strategy organises data into a maintainable folder structure.

Reference: <https://www.serverlesssql.com/optimisation/azurestoragefilteringusingfilepath/>

NEW QUESTION 12

- (Exam Topic 3)

You have an Azure Storage account that generates 200.000 new files daily. The file names have a format of (YYY)/(MM)/(DD)/(HH)/(CustomerID).csv.

You need to design an Azure Data Factory solution that will load new data from the storage account to an Azure Data lake once hourly. The solution must minimize load times and costs.

How should you configure the solution? To answer, select the appropriate options in the answer area. NOTE: Each correct selection is worth one point.

- A. Mastered
- B. Not Mastered

Answer: A

Explanation:

Answer Area

NEW QUESTION 15

- (Exam Topic 3)

You use Azure Data Lake Storage Gen2 to store data that data scientists and data engineers will query by using Azure Databricks interactive notebooks. Users will have access only to the Data Lake Storage folders that relate to the projects on which they work.

You need to recommend which authentication methods to use for Databricks and Data Lake Storage to provide the users with the appropriate access. The solution must minimize administrative effort and development effort.

Which authentication method should you recommend for each Azure service? To answer, select the appropriate options in the answer area.

NOTE: Each correct selection is worth one point.

Databricks:

	▼
Azure Active Directory credential passthrough	
Azure Key Vault secrets	
Personal access tokens	

Data Lake Storage:

	▼
Azure Active Directory credential passthrough	
Shared access keys	
Shared access signatures	

- A. Mastered
- B. Not Mastered

Answer: A

Explanation:

Table Description automatically generated

Box 1: Personal access tokens

You can use storage shared access signatures (SAS) to access an Azure Data Lake Storage Gen2 storage account directly. With SAS, you can restrict access to a storage account using temporary tokens with fine-grained access control.

You can add multiple storage accounts and configure respective SAS token providers in the same Spark session.

Box 2: Azure Active Directory credential passthrough

You can authenticate automatically to Azure Data Lake Storage Gen1 (ADLS Gen1) and Azure Data Lake Storage Gen2 (ADLS Gen2) from Azure Databricks clusters using the same Azure Active Directory (Azure AD) identity that you use to log into Azure Databricks. When you enable your cluster for Azure Data Lake

Storage credential passthrough, commands that you run on that cluster can read and write data in Azure Data Lake Storage without requiring you to configure service principal credentials for access to storage.

After configuring Azure Data Lake Storage credential passthrough and creating storage containers, you can access data directly in Azure Data Lake Storage Gen1 using an adl:// path and Azure Data Lake Storage Gen2 using an abfss:// path:

Reference:

<https://docs.microsoft.com/en-us/azure/databricks/data/data-sources/azure/adls-gen2/azure-datalake-gen2-sas-ac> <https://docs.microsoft.com/en-us/azure/databricks/security/credential-passthrough/adls-passthrough>

NEW QUESTION 18

- (Exam Topic 3)

Note: This question is part of a series of questions that present the same scenario. Each question in the series contains a unique solution that might meet the stated goals. Some question sets might have more than one correct solution, while others might not have a correct solution.

After you answer a question in this section, you will NOT be able to return to it. As a result, these questions will not appear in the review screen.

You plan to create an Azure Databricks workspace that has a tiered structure. The workspace will contain the following three workloads:

- A workload for data engineers who will use Python and SQL.
- A workload for jobs that will run notebooks that use Python, Scala, and SOL.
- A workload that data scientists will use to perform ad hoc analysis in Scala and R.

The enterprise architecture team at your company identifies the following standards for Databricks environments:

- The data engineers must share a cluster.
- The job cluster will be managed by using a request process whereby data scientists and data engineers provide packaged notebooks for deployment to the cluster.
- All the data scientists must be assigned their own cluster that terminates automatically after 120 minutes of inactivity. Currently, there are three data scientists.

You need to create the Databricks clusters for the workloads.

Solution: You create a Standard cluster for each data scientist, a Standard cluster for the data engineers, and a High Concurrency cluster for the jobs.

Does this meet the goal?

- A. Yes
- B. No

Answer: B

Explanation:

We need a High Concurrency cluster for the data engineers and the jobs.

Note: Standard clusters are recommended for a single user. Standard can run workloads developed in any language: Python, R, Scala, and SQL.

A high concurrency cluster is a managed cloud resource. The key benefits of high concurrency clusters are that they provide Apache Spark-native fine-grained sharing for maximum resource utilization and minimum query latencies.

Reference: <https://docs.azuredatabricks.net/clusters/configure.html>

NEW QUESTION 20

- (Exam Topic 3)

You have an Azure Synapse Analytics dedicated SQL pool mat contains a table named dbo.Users.

You need to prevent a group of users from reading user email addresses from dbo.Users. What should you use?

- A. row-level security
- B. column-level security
- C. Dynamic data masking
- D. Transparent Data Encryption (TDD)

Answer: B

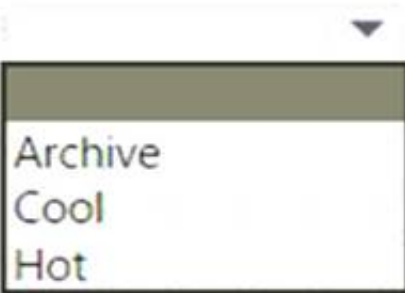
NEW QUESTION 21

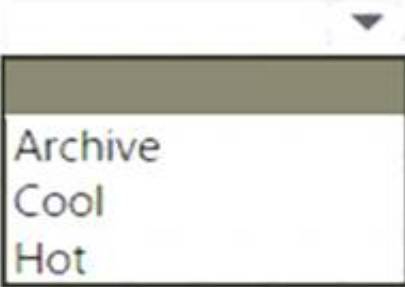
- (Exam Topic 3)


You are designing an application that will use an Azure Data Lake Storage Gen 2 account to store petabytes of license plate photos from toll booths. The account will use zone-redundant storage (ZRS).

You identify the following usage patterns:

- The data will be accessed several times a day during the first 30 days after the data is created. The data must meet an availability SU of 99.9%.
- After 90 days, the data will be accessed infrequently but must be available within 30 seconds.
- After 365 days, the data will be accessed infrequently but must be available within five minutes.

First 30 days: 

After 90 days: 

After 365 days: 

- A. Mastered
B. Not Mastered

Answer: A

Explanation:

Box 1: Hot

The data will be accessed several times a day during the first 30 days after the data is created. The data must meet an availability SLA of 99.9%.

Box 2: Cool

After 90 days, the data will be accessed infrequently but must be available within 30 seconds. Data in the Cool tier should be stored for a minimum of 30 days.

When your data is stored in an online access tier (either Hot or Cool), users can access it immediately. The Hot tier is the best choice for data that is in active use, while the Cool tier is ideal for data that is accessed less frequently, but that still must be available for reading and writing.

Box 3: Cool

After 365 days, the data will be accessed infrequently but must be available within five minutes. Reference: <https://docs.microsoft.com/en-us/azure/storage/blobs/access-tiers-overview> <https://docs.microsoft.com/en-us/azure/storage/blobs/archive-rehydrate-overview>

NEW QUESTION 24

- (Exam Topic 3)

You are implementing a batch dataset in the Parquet format.

Data tiles will be produced by using Azure Data Factory and stored in Azure Data Lake Storage Gen2. The files will be consumed by an Azure Synapse Analytics serverless SQL pool.

You need to minimize storage costs for the solution. What should you do?

- A. Store all the data as strings in the Parquet tiles.
B. Use OPENROWSET to query the Parquet files.
C. Create an external table that contains a subset of columns from the Parquet files.
D. Use Snappy compression for the files.

Answer: C

Explanation:

An external table points to data located in Hadoop, Azure Storage blob, or Azure Data Lake Storage. External tables are used to read data from files or write data to files in Azure Storage. With Synapse SQL, you can use external tables to read external data using dedicated SQL pool or serverless SQL pool.

Reference:

<https://docs.microsoft.com/en-us/azure/synapse-analytics/sql/develop-tables-external-tables>

NEW QUESTION 27

- (Exam Topic 3)

You are implementing a star schema in an Azure Synapse Analytics dedicated SQL pool. You plan to create a table named DimProduct.

DimProduct must be a Type 3 slowly changing dimension (SCD) table that meets the following requirements:

- The values in two columns named ProductKey and ProductSourceID will remain the same.
- The values in three columns named ProductName, ProductDescription, and Color can change. You need to add additional columns to complete the following table definition.

```
CREATE TABLE [dbo].[dimproduct]
(
    [ProductKey]          INT NOT NULL,
    [ProductSourceID]     INT NOT NULL,
    [ProductName]         NVARCHAR(100) NOT NULL,
    [ProductDescription]  NVARCHAR(2000) NOT NULL,
    [Color]               NVARCHAR(50) NOT NULL
)
WITH
(
    DISTRIBUTION = REPLICATE,
    CLUSTERED COLUMNSTORE INDEX
);
```

A)

```
[OriginalProductDescription] NVARCHAR(2000) NOT NULL
```

B)

```
[IsCurrentRow] [bit] NOT NULL
```

C)

```
[EffectiveStartDate] [datetime] NOT NULL
```

D)

```
[EffectiveEndDate] [datetime] NOT NULL
```

E)

```
[OriginalProductName] NVARCHAR(100) NULL
```

F)

```
[OriginalColor] NVARCHAR(50) NOT NULL
```

- A. Option A
- B. Option B
- C. Option C
- D. Option D
- E. Option E
- F. Option F

Answer: ABC

NEW QUESTION 29

- (Exam Topic 3)

You have an Azure subscription linked to an Azure Active Directory (Azure AD) tenant that contains a service principal named ServicePrincipal1. The subscription contains an Azure Data Lake Storage account named adls1. Adls1 contains a folder named Folder2 that has a URI of <https://adls1.dfs.core.windows.net/container1/Folder1/Folder2/>.

ServicePrincipal1 has the access control list (ACL) permissions shown in the following table.

Resource	Permission
container1	Access – Execute
Folder1	Access – Execute
Folder2	Access – Read

You need to ensure that ServicePrincipal1 can perform the following actions:

- Traverse child items that are created in Folder2.
- Read files that are created in Folder2.

The solution must use the principle of least privilege.

Which two permissions should you grant to ServicePrincipal1 for Folder2? Each correct answer presents part of the solution.

NOTE: Each correct selection is worth one point.

- A. Access - Read
- B. Access - Write
- C. Access - Execute
- D. Default-Read
- E. Default - Write
- F. Default - Execute

Answer: DF

Explanation:

Execute (X) permission is required to traverse the child items of a folder.

There are two kinds of access control lists (ACLs), Access ACLs and Default ACLs. Access ACLs: These control access to an object. Files and folders both have Access ACLs.

Default ACLs: A "template" of ACLs associated with a folder that determine the Access ACLs for any child items that are created under that folder. Files do not have Default ACLs.

Reference:

<https://docs.microsoft.com/en-us/azure/data-lake-store/data-lake-store-access-control>

NEW QUESTION 32

- (Exam Topic 3)

You are designing a partition strategy for a fact table in an Azure Synapse Analytics dedicated SQL pool. The table has the following specifications:

- Contain sales data for 20,000 products.
- Use hash distribution on a column named ProductID,
- Contain 2.4 billion records for the years 2019 and 2020.

Which number of partition ranges provides optimal compression and performance of the clustered columnstore index?

- A. 40
- B. 240
- C. 400
- D. 2,400

Answer: A

Explanation:

Each partition should have around 1 millions records. Dedicated SQL pools already have 60 partitions.

We have the formula: $\text{Records}/(\text{Partitions} \times 60) = 1 \text{ million}$ $\text{Partitions} = \text{Records}/(1 \text{ million} \times 60)$

$\text{Partitions} = 2.4 \times 1,000,000,000 / (1,000,000 \times 60) = 40$

Note: Having too many partitions can reduce the effectiveness of clustered columnstore indexes if each partition has fewer than 1 million rows. Dedicated SQL pools automatically partition your data into 60 databases. So, if you create a table with 100 partitions, the result will be 6000 partitions.

Reference:

<https://docs.microsoft.com/en-us/azure/synapse-analytics/sql/best-practices-dedicated-sql-pool>

NEW QUESTION 35

- (Exam Topic 3)

You have two fact tables named Flight and Weather. Queries targeting the tables will be based on the join between the following columns.

Table	Column
Flight	ArrivalAirportID ArrivalDateTime
Weather	AirportID ReportDateTime

You need to recommend a solution that maximum query performance. What should you include in the recommendation?

- A. In each table, create a column as a composite of the other two columns in the table.
- B. In each table, create an IDENTITY column.
- C. In the tables, use a hash distribution of ArriveDateTime and ReportDateTime.
- D. In the tables, use a hash distribution of ArriveAirPortID and AirportID.

Answer: D

NEW QUESTION 37

- (Exam Topic 3)

You are building an Azure Data Factory solution to process data received from Azure Event Hubs, and then ingested into an Azure Data Lake Storage Gen2 container.

The data will be ingested every five minutes from devices into JSON files. The files have the following naming pattern.

`/deviceType/in/{YYYY}/{MM}/{DD}/{HH}/{deviceId}_{YYYY}{MM}{DD}{HH}{mm}.json`

You need to prepare the data for batch data processing so that there is one dataset per hour per deviceType. The solution must minimize read times.

How should you configure the sink for the copy activity? To answer, select the appropriate options in the answer area.

NOTE: Each correct selection is worth one point.

Parameter:

@pipeline(),TriggerTime	<input type="checkbox"/>
@pipeline(),TriggerType	<input type="checkbox"/>
@trigger().outputs.windowStartTime	<input type="checkbox"/>
@trigger().startTime	<input type="checkbox"/>

Naming pattern:

/deviceID/out/{YYYY}/{MM}/{DD}/{HH}.json	<input type="checkbox"/>
/deviceID/out/{YYYY}/{MM}/{DD}/{HH}_{deviceType}.json	<input type="checkbox"/>
/deviceID/out/{YYYY}/{MM}/{DD}/{HH}.json	<input type="checkbox"/>
/deviceID/out/{YYYY}/{MM}/{DD}/{HH}_{deviceType}.json	<input type="checkbox"/>

Copy behavior:

Add dynamic content	<input type="checkbox"/>
Flatten hierarchy	<input type="checkbox"/>
Merge files	<input type="checkbox"/>

A. Mastered

B. Not Mastered

Answer: A

Explanation:

Box 1: @trigger().startTime

startTime: A date-time value. For basic schedules, the value of the startTime property applies to the first occurrence. For complex schedules, the trigger starts no sooner than the specified startTime value.

Box 2: /{YYYY}/{MM}/{DD}/{HH}_{deviceType}.json One dataset per hour per deviceType.

Box 3: Flatten hierarchy

- FlattenHierarchy: All files from the source folder are in the first level of the target folder. The target files have autogenerated names.

Reference:

<https://docs.microsoft.com/en-us/azure/data-factory/concepts-pipeline-execution-triggers> <https://docs.microsoft.com/en-us/azure/data-factory/connector-file-system>

NEW QUESTION 39

- (Exam Topic 3)

You have the following table named Employees.

first_name	last_name	hire_date	employee_type
Jane	Doe	2019-08-23	new
Ben	Smith	2017-12-15	Standard

You need to calculate the employee_type value based on the hire_date value.

How should you complete the Transact-SQL statement? To answer, drag the appropriate values to the correct targets. Each value may be used once, more than once, or not at all. You may need to drag the split bar between panes or scroll to view content.

NOTE: Each correct selection is worth one point.

Values

CASE

ELSE

OVER

PARTITION BY

ROW_NUMBER

Answer Area

```

SELECT
    *,
    [ ]
    WHEN hire_date >= '2019-01-01' THEN 'New'
    [ ] 'Standard'
END AS employee_type
FROM
    employees
        
```

A. Mastered

B. Not Mastered

Answer: A

Explanation:

Graphical user interface, text, application Description automatically generated

Box 1: CASE

CASE evaluates a list of conditions and returns one of multiple possible result expressions.

CASE can be used in any statement or clause that allows a valid expression. For example, you can use CASE in statements such as SELECT, UPDATE, DELETE and SET, and in clauses such as select_list, IN, WHERE, ORDER BY, and HAVING.

Syntax: Simple CASE expression: CASE input_expression

WHEN when_expression THEN result_expression [...n] [ELSE else_result_expression]

END

Box 2: ELSE

Reference:

<https://docs.microsoft.com/en-us/sql/t-sql/language-elements/case-transact-sql>

NEW QUESTION 42

- (Exam Topic 3)

Note: This question is part of a series of questions that present the same scenario. Each question in the series contains a unique solution that might meet the stated goals. Some question sets might have more than one correct solution, while others might not have a correct solution.

After you answer a question in this scenario, you will NOT be able to return to it. As a result, these questions will not appear in the review screen.

You have an Azure Storage account that contains 100 GB of files. The files contain text and numerical values. 75% of the rows contain description data that has an average length of 1.1 MB.

You plan to copy the data from the storage account to an enterprise data warehouse in Azure Synapse Analytics.

You need to prepare the files to ensure that the data copies quickly. Solution: You convert the files to compressed delimited text files. Does this meet the goal?

A. Yes

B. No

Answer: A

Explanation:

All file formats have different performance characteristics. For the fastest load, use compressed delimited text files.

Reference:

<https://docs.microsoft.com/en-us/azure/sql-data-warehouse/guidance-for-loading-data>

NEW QUESTION 46

- (Exam Topic 3)

You have an Azure data solution that contains an enterprise data warehouse in Azure Synapse Analytics named DW1.

Several users execute ad hoc queries to DW1 concurrently. You regularly perform automated data loads to DW1.

You need to ensure that the automated data loads have enough memory available to complete quickly and successfully when the adhoc queries run.

What should you do?

A. Hash distribute the large fact tables in DW1 before performing the automated data loads.

B. Assign a smaller resource class to the automated data load queries.

C. Assign a larger resource class to the automated data load queries.

D. Create sampled statistics for every column in each table of DW1.

Answer: C

Explanation:

The performance capacity of a query is determined by the user's resource class. Resource classes are

pre-determined resource limits in Synapse SQL pool that govern compute resources and concurrency for query execution.

Resource classes can help you configure resources for your queries by setting limits on the number of queries that run concurrently and on the compute-resources assigned to each query. There's a trade-off between memory and concurrency.

Smaller resource classes reduce the maximum memory per query, but increase concurrency. Larger resource classes increase the maximum memory per query, but reduce concurrency. Reference:

<https://docs.microsoft.com/en-us/azure/synapse-analytics/sql-data-warehouse/resource-classes-for-workload-ma>

NEW QUESTION 48

- (Exam Topic 3)

You are developing an application that uses Azure Data Lake Storage Gen 2.

You need to recommend a solution to grant permissions to a specific application for a limited time period. What should you include in the recommendation?

A. Azure Active Directory (Azure AD) identities

B. shared access signatures (SAS)

C. account keys

D. role assignments

Answer: B

Explanation:

A shared access signature (SAS) provides secure delegated access to resources in your storage account. With a SAS, you have granular control over how a client can access your data. For example:

What resources the client may access.

What permissions they have to those resources. How long the SAS is valid.

Reference:

<https://docs.microsoft.com/en-us/azure/storage/common/storage-sas-overview>

NEW QUESTION 52

- (Exam Topic 3)

From a website analytics system, you receive data extracts about user interactions such as downloads, link clicks, form submissions, and video plays.

The data contains the following columns.

Name	Sample value
Date	15 Jan 2021
EventCategory	Videos
EventAction	Play
EventLabel	Contoso Promotional
ChannelGrouping	Social
TotalEvents	150
UniqueEvents	120
SessionWithEvents	99

You need to design a star schema to support analytical queries of the data. The star schema will contain four tables including a date dimension.

To which table should you add each column? To answer, select the appropriate options in the answer area.

NOTE: Each correct selection is worth one point.

EventCategory:

▼

DimChannel

DimDate

DimEvent

FactEvents

ChannelGrouping:

▼

DimChannel

DimDate

DimEvent

FactEvents

TotalEvents:

▼

DimChannel

DimDate

DimEvent

FactEvents

- A. Mastered
- B. Not Mastered

Answer: A

Explanation:

Table Description automatically generate

Box 1: DimEvent

Box 2: DimChannel

Box 3: FactEvents

Fact tables store observations or events, and can be sales orders, stock balances, exchange rates, temperatures, etc

Reference:

<https://docs.microsoft.com/en-us/power-bi/guidance/star-schema>

NEW QUESTION 56

- (Exam Topic 3)

You have an Azure Factory instance named DF1 that contains a pipeline named PL1.PL1 includes a tumbling window trigger.

You create five clones of PL1. You configure each clone pipeline to use a different data source.

You need to ensure that the execution schedules of the clone pipeline match the execution schedule of PL1. What should you do?

- A. Add a new trigger to each cloned pipeline
- B. Associate each cloned pipeline to an existing trigger.
- C. Create a tumbling window trigger dependency for the trigger of PL1.
- D. Modify the Concurrency setting of each pipeline.

Answer: B

NEW QUESTION 57

- (Exam Topic 3)

You are building an Azure Analytics query that will receive input data from Azure IoT Hub and write the results to Azure Blob storage.

You need to calculate the difference in readings per sensor per hour.

How should you complete the query? To answer, select the appropriate options in the answer area.

NOTE: Each correct selection is worth one point.

SELECT sensorId,

growth = reading -

▼

LAG

LAST

LEAD

(reading) OVER (PARTITION BY sensorId

▼

LIMIT DURATION

OFFSET

WHEN

(hour,1))

FROM input

- A. Mastered
- B. Not Mastered

Answer: A

Explanation:

Box 1: LAG

The LAG analytic operator allows one to look up a “previous” event in an event stream, within certain constraints. It is very useful for computing the rate of growth of a variable, detecting when a variable crosses a threshold, or when a condition starts or stops being true.

Box 2: LIMIT DURATION

Example: Compute the rate of growth, per sensor: SELECT sensorId,

growth = reading

LAG(reading) OVER (PARTITION BY sensorId LIMIT DURATION(hour, 1)) FROM input

Reference:

<https://docs.microsoft.com/en-us/stream-analytics-query/lag-azure-stream-analytics>

NEW QUESTION 58

- (Exam Topic 3)

You have an Azure subscription.

You plan to build a data warehouse in an Azure Synapse Analytics dedicated SQL pool named pool1 that will contain staging tables and a dimensional model.

Pool1 will contain the following tables.

Name	Number of rows	Update frequency	Description
Common. Date	7,300	New rows inserted yearly	<ul style="list-style-type: none"> Contains one row per date for the last 20 years Contains columns named Year, Month, Quarter, and IsWeekend
Marketing.WebSessions	1,500,500,000	Hourly inserts and updates	Fact table that contains counts of and updates sessions and page views, including foreign key values for date, channel, device, and medium
Staging.WebSessions	300,000	Hourly truncation and inserts	Staging table for web session data, truncation and including descriptive fields for inserts channel, device, and medium

You need to design the table storage for pool1. The solution must meet the following requirements:

- Maximize the performance of data loading operations to Staging.WebSessions.
- Minimize query times for reporting queries against the dimensional model.

Which type of table distribution should you use for each table? To answer, drag the appropriate table distribution types to the correct tables. Each table distribution type may be used once, more than once, or not at all. You may need to drag the split bar between panes or scroll to view content.

NOTE: Each correct selection is worth one point.

Table distribution types	Answer Area
Hash	Common.Data: <input type="text"/>
Replicated	Marketing.Web.Sessions: <input type="text"/>
Round-robin	Staging. Web.Sessions: <input type="text"/>

- A. Mastered
- B. Not Mastered

Answer: A

Explanation:

Box 1: Replicated

The best table storage option for a small table is to replicate it across all the Compute nodes. Box 2: Hash

Hash-distribution improves query performance on large fact tables. Box 3: Round-robin

Round-robin distribution is useful for improving loading speed. Reference:

<https://docs.microsoft.com/en-us/azure/synapse-analytics/sql-data-warehouse/sql-data-warehouse-tables-distribu>

NEW QUESTION 61

- (Exam Topic 3)

A company plans to use Platform-as-a-Service (PaaS) to create the new data pipeline process. The process must meet the following requirements:
Ingest:

- Access multiple data sources.
- Provide the ability to orchestrate workflow.
- Provide the capability to run SQL Server Integration Services packages. Store:
- Optimize storage for big data workloads.
- Provide encryption of data at rest.
- Operate with no size limits. Prepare and Train:
- Provide a fully-managed and interactive workspace for exploration and visualization.
- Provide the ability to program in R, SQL, Python, Scala, and Java.
- Provide seamless user authentication with Azure Active Directory. Model & Serve:
- Implement native columnar storage.
- Support for the SQL language
- Provide support for structured streaming. You need to build the data integration pipeline.

Which technologies should you use? To answer, select the appropriate options in the answer area.

NOTE: Each correct selection is worth one point.

Answer Area

Architecture requirement	Technology
Ingest	<div>▼</div> <div>Logic Apps</div> <div>Azure Data Factory</div> <div>Azure Automation</div>
Store	<div>▼</div> <div>Azure Data Lake Storage</div> <div>Azure Blob storage</div> <div>Azure files</div>
Prepare and Train	<div>▼</div> <div>HDInsight Apache Spark cluster</div> <div>Azure Databricks</div> <div>HDInsight Apache Storm cluster</div>
Model and Serve	<div>▼</div> <div>HDInsight Apache Kafka cluster</div> <div>Azure Synapse Analytics</div> <div>Azure Data Lake Storage</div>

- A. Mastered
- B. Not Mastered

Answer: A

Explanation:

Graphical user interface, application, table, email Description automatically generated

NEW QUESTION 65

- (Exam Topic 3)

You are designing a statistical analysis solution that will use custom proprietary Python functions on near real-time data from Azure Event Hubs. You need to recommend which Azure service to use to perform the statistical analysis. The solution must minimize latency. What should you recommend?

- A. Azure Stream Analytics
- B. Azure SQL Database
- C. Azure Databricks
- D. Azure Synapse Analytics

Answer: A

Explanation:

Reference:

<https://docs.microsoft.com/en-us/azure/event-hubs/process-data-azure-stream-analytics>

NEW QUESTION 68

- (Exam Topic 3)

You have an Azure data factory named ADF1.

You currently publish all pipeline authoring changes directly to ADF1.

You need to implement version control for the changes made to pipeline artifacts. The solution must ensure that you can apply version control to the resources currently defined in the UX Authoring canvas for ADF1.

Which two actions should you perform? Each correct answer presents part of the solution. NOTE: Each correct selection is worth one point.

- A. Create an Azure Data Factory trigger
- B. From the UX Authoring canvas, select Set up code repository
- C. Create a GitHub action
- D. From the UX Authoring canvas, run Publish All.
- E. Create a Git repository
- F. From the UX Authoring canvas, select Publish

Answer: DE

Explanation:

Reference:

<https://docs.microsoft.com/en-us/azure/data-factory/source-control>

NEW QUESTION 69

- (Exam Topic 3)

You have an Azure Active Directory (Azure AD) tenant that contains a security group named Group1. You have an Azure Synapse Analytics dedicated SQL pool named dw1 that contains a schema named schema1.

You need to grant Group1 read-only permissions to all the tables and views in schema1. The solution must use the principle of least privilege.

Which three actions should you perform in sequence? To answer, move the appropriate actions from the list of actions to the answer area and arrange them in the correct order.

NOTE: More than one order of answer choices is correct. You will receive credit for any of the correct orders you select.

Actions

Answer Area

Create a database role named Role1 and grant Role1 SELECT permissions to schema1.

Create a database role named Role1 and grant Role1 SELECT permissions to dw1.

Assign the Azure role-based access control (Azure RBAC) Reader role for dw1 to Group1.

Create a database user in dw1 that represents Group1 and uses the FROM EXTERNAL PROVIDER clause.

Assign Role1 to the Group1 database user.

- A. Mastered
- B. Not Mastered

Answer: A

Explanation:

Step 1: Create a database role named Role1 and grant Role1 SELECT permissions to schema You need to grant Group1 read-only permissions to all the tables and views in schema1.

Place one or more database users into a database role and then assign permissions to the database role. Step 2: Assign Role1 to the Group database user

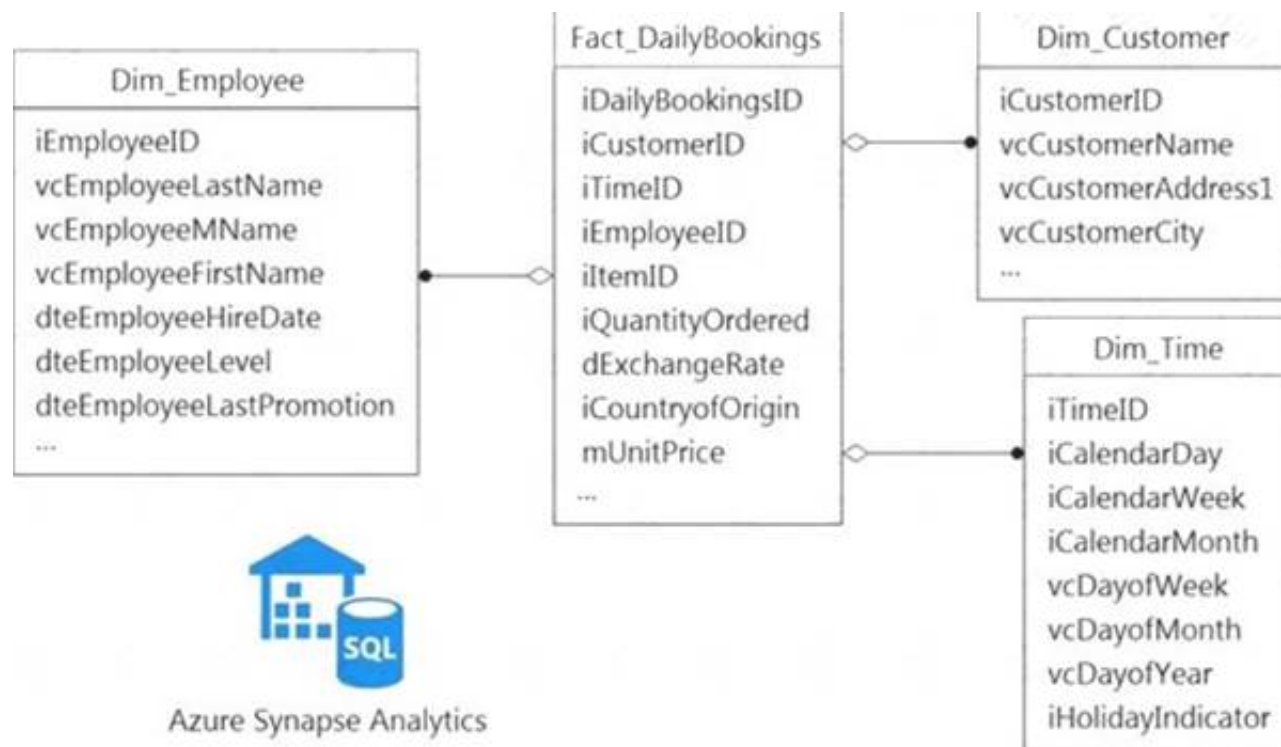
Step 3: Assign the Azure role-based access control (Azure RBAC) Reader role for dw1 to Group1 Reference:

<https://docs.microsoft.com/en-us/azure/data-share/how-to-share-from-sql>

NEW QUESTION 73

- (Exam Topic 3)

You have a data model that you plan to implement in a data warehouse in Azure Synapse Analytics as shown in the following exhibit.



All the dimension tables will be less than 2 GB after compression, and the fact table will be approximately 6 TB. Which type of table should you use for each table? To answer, select the appropriate options in the answer area. NOTE: Each correct selection is worth one point.

Answer Area

Dim_Customer:

Dim_Employee:

Dim_Time:

Fact_DailyBookings:

- A. Mastered
- B. Not Mastered

Answer: A

Explanation:

Answer Area

Dim_Customer:	<div><div>▼</div><div>Hash distributed Round-robin Replicated</div></div>
Dim_Employee:	<div><div>▼</div><div>Hash distributed Round-robin Replicated</div></div>
Dim_Time:	<div><div>▼</div><div>Hash distributed Round-robin Replicated</div></div>
Fact_DailyBookings:	<div><div>▼</div><div>Hash distributed Round-robin Replicated</div></div>

NEW QUESTION 75

- (Exam Topic 3)

You have an Azure Stream Analytics job.

You need to ensure that the job has enough streaming units provisioned. You configure monitoring of the SU % Utilization metric.

Which two additional metrics should you monitor? Each correct answer presents part of the solution.

NOTE: Each correct selection is worth one point.

- A. Backlogged Input Events
- B. Watermark Delay
- C. Function Events
- D. Out of order Events
- E. Late Input Events

Answer: AB

Explanation:

To react to increased workloads and increase streaming units, consider setting an alert of 80% on the SU Utilization metric. Also, you can use watermark delay and backlogged events metrics to see if there is an impact.

Note: Backlogged Input Events: Number of input events that are backlogged. A non-zero value for this metric implies that your job isn't able to keep up with the number of incoming events. If this value is slowly increasing or consistently non-zero, you should scale out your job, by increasing the SUs.

Reference:

<https://docs.microsoft.com/en-us/azure/stream-analytics/stream-analytics-monitoring>

NEW QUESTION 80

- (Exam Topic 3)

You have an Azure Synapse Analytics dedicated SQL pool named Pool1 that contains a table named Sales. Sales has row-level security (RLS) applied. RLS uses the following predicate filter.

```
CREATE FUNCTION Security.fn_securitypredicate(@SalesRep AS sysname)
    RETURNS TABLE
WITH SCHEMABINDING
AS
    RETURN SELECT 1 AS fn_securitypredicate_result
WHERE @SalesRep = USER_NAME() OR USER_NAME() = 'Manager';
```

A user named SalesUser1 is assigned the db_datareader role for Pool1.

A user named SalesUser1 is assigned the db_datareader role for Pool1. Which rows in the Sales table are returned when SalesUser1 queries the table?

- A. only the rows for which the value in the User_Name column is SalesUser1
- B. all the rows
- C. only the rows for which the value in the SalesRep column is Manager
- D. only the rows for which the value in the SalesRep column is SalesUser1

Answer: C

NEW QUESTION 83

- (Exam Topic 3)

You are developing a solution using a Lambda architecture on Microsoft Azure. The data at test layer must meet the following requirements:

Data storage:

- Serve as a repository (or high volumes of large files in various formats.
- Implement optimized storage for big data analytics workloads.
- Ensure that data can be organized using a hierarchical structure. Batch processing:
- Use a managed solution for in-memory computation processing.
- Natively support Scala, Python, and R programming languages.
- Provide the ability to resize and terminate the cluster automatically. Analytical data store:
- Support parallel processing.
- Use columnar storage.
- Support SQL-based languages.

You need to identify the correct technologies to build the Lambda architecture.

Which technologies should you use? To answer, select the appropriate options in the answer area NOTE: Each correct selection is worth one point.

Architecture requirement	Technology
Data storage	<div>▼</div> <div> Azure SQL Database Azure Blob Storage Azure Cosmos DB Azure Data Lake Store </div>
Batch processing	<div>▼</div> <div> HDInsight Spark HDInsight Hadoop Azure Databricks HDInsight Interactive Query </div>
Analytical data store	<div>▼</div> <div> HDInsight HBase Azure SQL Data Warehouse Azure Analysis Services Azure Cosmos DB </div>

- A. Mastered
B. Not Mastered

Answer: A

Explanation:

Data storage: Azure Data Lake Store

A key mechanism that allows Azure Data Lake Storage Gen2 to provide file system performance at object storage scale and prices is the addition of a hierarchical namespace. This allows the collection of objects/files within an account to be organized into a hierarchy of directories and nested subdirectories in the same way that the file system on your computer is organized. With the hierarchical namespace enabled, a storage account becomes capable of providing the scalability and cost-effectiveness of object storage, with file system semantics that are familiar to analytics engines and frameworks.

Batch processing: HD Insight Spark

Apache Spark is an open-source, parallel-processing framework that supports in-memory processing to boost the performance of big-data analysis applications. HDInsight is a managed Hadoop service. Use it to deploy and manage Hadoop clusters in Azure. For batch processing, you can use Spark, Hive, Hive LLAP, MapReduce.

Languages: R, Python, Java, Scala, SQL Analytic data store: SQL Data Warehouse

SQL Data Warehouse is a cloud-based Enterprise Data Warehouse (EDW) that uses Massively Parallel Processing (MPP).

SQL Data Warehouse stores data into relational tables with columnar storage. References:

<https://docs.microsoft.com/en-us/azure/storage/blobs/data-lake-storage-namespaces> <https://docs.microsoft.com/en-us/azure/architecture/data-guide/technology-choices/batch-processing> <https://docs.microsoft.com/en-us/azure/sql-data-warehouse/sql-data-warehouse-overview-what-is>

NEW QUESTION 87

- (Exam Topic 3)

You have an Azure Synapse Analytics dedicated SQL pool named Pool1 and a database named DB1. DB1 contains a fact table named Table1.

You need to identify the extent of the data skew in Table1. What should you do in Synapse Studio?

- A. Connect to the built-in pool and query sys.dm_pdw_sys_info.
B. Connect to Pool1 and run DBCC CHECKALLOC.
C. Connect to the built-in pool and run DBCC CHECKALLOC.
D. Connect to Pool1 and query sys.dm_pdw_nodes_db_partition_stats.

Answer: D

Explanation:

Microsoft recommends use of sys.dm_pdw_nodes_db_partition_stats to analyze any skewness in the data. Reference:

<https://docs.microsoft.com/en-us/azure/synapse-analytics/sql-data-warehouse/cheat-sheet>

NEW QUESTION 89

- (Exam Topic 3)

You are creating an Apache Spark job in Azure Databricks that will ingest JSON-formatted data. You need to convert a nested JSON string into a DataFrame that will contain multiple rows. Which Spark SQL function should you use?

- A. explode
- B. filter
- C. coalesce
- D. extract

Answer: A

Explanation:

Convert nested JSON to a flattened DataFrame

You can to flatten nested JSON, using only \$"column.*" and explode methods. Note: Extract and flatten

Use \$"column.*" and explode methods to flatten the struct and array types before displaying the flattened DataFrame.

Scala

```
display(DF.select($"id" as "main_id", $"name", $"batters", $"ppu", explode($"topping"))) // Exploding the topping column using explode as it is an array type
withColumn("topping_id", $"col.id") // Extracting topping_id from col using DOT form withColumn("topping_type", $"col.type") // Extracting topping_tytpe from col
using DOT form drop($"col")
select($"*", $"batters.*") // Flattened the struct type batters tto array type which is batter drop($"batters")
select($"*", explode($"batter")) drop($"batter")
withColumn("batter_id", $"col.id") // Extracting batter_id from col using DOT form withColumn("battter_type", $"col.type") // Extracting battter_type from col using
DOT form drop($"col")
)
```

Reference: <https://learn.microsoft.com/en-us/azure/databricks/kb/scala/flatten-nested-columns-dynamically>

NEW QUESTION 93

- (Exam Topic 3)

You build an Azure Data Factory pipeline to move data from an Azure Data Lake Storage Gen2 container to a database in an Azure Synapse Analytics dedicated SQL pool.

Data in the container is stored in the following folder structure.

/in/{YYYY}/{MM}/{DD}/{HH}/{mm}

The earliest folder is /in/2021/01/01/00/00. The latest folder is /in/2021/01/15/01/45. You need to configure a pipeline trigger to meet the following requirements:

- Existing data must be loaded.
- Data must be loaded every 30 minutes.
- Late-arriving data of up to two minutes must he included in the load for the time at which the data should have arrived.

How should you configure the pipeline trigger? To answer, select the appropriate options in the answer area. NOTE: Each correct selection is worth one point.

Type:

Event
On-demand
Schedule
Tumbling window

Additional properties:

Prefix: /in/, Event: Blob created
Recurrence: 30 minutes, Start time: 2021-01-01T00:00
Recurrence: 30 minutes, Start time: 2021-01-01T00:00, Delay: 2 minutes
Recurrence: 32 minutes, Start time: 2021-01-15T01:45

- A. Mastered
- B. Not Mastered

Answer: A

Explanation:

Box 1: Tumbling window

To be able to use the Delay parameter we select Tumbling window. Box 2:

Recurrence: 30 minutes, not 32 minutes

Delay: 2 minutes.

The amount of time to delay the start of data processing for the window. The pipeline run is started after the expected execution time plus the amount of delay. The delay defines how long the trigger waits past the due time before triggering a new run. The delay doesn't alter the window startTime.

Reference:

<https://docs.microsoft.com/en-us/azure/data-factory/how-to-create-tumbling-window-trigger>

NEW QUESTION 97

- (Exam Topic 3)

You have an Azure Data Factory pipeline that contains a data flow. The data flow contains the following expression.

```
source(output(
  License_plate as string,
  Make as string,
  Time as string
),
allowSchemaDrift: true,
```

- A. Mastered
- B. Not Mastered

Answer: A

Explanation:

See the answer in
See below answer.

Answer Area

Number of columns: 22

Number of rows: 4

NEW QUESTION 100

- (Exam Topic 3)

You are performing exploratory analysis of the bus fare data in an Azure Data Lake Storage Gen2 account by using an Azure Synapse Analytics serverless SQL pool.

You execute the Transact-SQL query shown in the following exhibit.

```
SELECT
    payment_type,
    SUM(fare_amount) AS fare_total
FROM OPENROWSET (
    BULK 'csv/busfare/tripdata_2020*.csv',
    DATA_SOURCE = 'BusData',
    FORMAT = 'CSV', PARSER_VERSION = '2.0',
    FIRSTROW = 2
)
WITH (
    payment_type INT 10,
    fare_amount FLOAT 11
) AS nyc
GROUP BY payment_type
ORDER BY payment_type;
```

What do the query results include?

- A. Only CSV files in the tripdata_2020 subfolder.
- B. All files that have file names that beginning with "tripdata_2020".
- C. All CSV files that have file names that contain "tripdata_2020".
- D. Only CSV that have file names that beginning with "tripdata_2020".

Answer: D

NEW QUESTION 103

- (Exam Topic 3)

You have an Apache Spark DataFrame named temperatures. A sample of the data is shown in the following table.

Date	Temp
...	...
18-01-2021	3
19-01-2021	4
20-01-2021	2
21-01-2021	2
...	...

You need to produce the following table by using a Spark SQL query.

Year	JAN	FEB	MAR	APR	MAY
2019	2.3	4.1	5.2	7.6	9.2
2020	2.4	4.2	4.9	7.8	9.1
2021	2.6	5.3	3.4	7.9	9.5

How should you complete the query? To answer, drag the appropriate values to the correct targets. Each value may be used once, more than once, or not at all. You may need to drag the split bar between panes or scroll to view content.
NOTE: Each correct selection is worth one point.

Values

Answer Area

CAST

COLLATE

CONVERT

FLATTEN

PIVOT

UNPIVOT

```

SELECT * FROM (
    SELECT YEAR(Date) Year, MONTH(Date) Month, Temp
    FROM temperatures
    WHERE date BETWEEN DATE '2019-01-01' AND DATE '2021-08-31'
)
    (
    AVG (    (Temp AS DECIMAL(4, 1)))
    FOR Month in (
        1 JAN, 2 FEB, 3 MAR, 4 APR, 5 MAY, 6 JUN,
        7 JUL, 8 AUG, 9 SEP, 10 OCT, 11 NOV, 12 DEC
    )
    )
ORDER BY Year ASC
        
```

- A. Mastered
- B. Not Mastered

Answer: A

Explanation:

Text Description automatically generated

Box 1: PIVOT

PIVOT rotates a table-valued expression by turning the unique values from one column in the expression into multiple columns in the output. And PIVOT runs aggregations where they're required on any remaining column values that are wanted in the final output.

Reference:

<https://learnsql.com/cookbook/how-to-convert-an-integer-to-a-decimal-in-sql-server/> <https://docs.microsoft.com/en-us/sql/t-sql/queries/from-using-pivot-and-unpivot>

NEW QUESTION 105

- (Exam Topic 3)

You have an Azure Synapse Analytics dedicated SQL pool that contains a table named Table1. Table1 contains the following:

- > One billion rows
- > A clustered columnstore index
- > A hash-distributed column named Product Key
- > A column named Sales Date that is of the date data type and cannot be null Thirty million rows will be added to Table1 each month.

You need to partition Table1 based on the Sales Date column. The solution must optimize query performance and data loading.

How often should you create a partition?

- A. once per month
- B. once per year
- C. once per day
- D. once per week

Answer: B

Explanation:

Need a minimum 1 million rows per distribution. Each table is 60 distributions. 30 millions rows is added each month. Need 2 months to get a minimum of 1 million rows per distribution in a new partition.

Note: When creating partitions on clustered columnstore tables, it is important to consider how many rows belong to each partition. For optimal compression and performance of clustered columnstore tables, a minimum of 1 million rows per distribution and partition is needed. Before partitions are created, dedicated SQL pool already divides each table into 60 distributions.

Any partitioning added to a table is in addition to the distributions created behind the scenes. Using this example, if the sales fact table contained 36 monthly partitions, and given that a dedicated SQL pool has 60 distributions, then the sales fact table should contain 60 million rows per month, or 2.1 billion rows when all months are populated. If a table contains fewer than the recommended minimum number of rows per partition, consider using fewer partitions in order to increase the number of rows per partition.

Reference:

<https://docs.microsoft.com/en-us/azure/synapse-analytics/sql-data-warehouse/sql-data-warehouse-tables-partitio>

NEW QUESTION 110

- (Exam Topic 3)

You have a table in an Azure Synapse Analytics dedicated SQL pool. The table was created by using the following Transact-SQL statement.

```
CREATE TABLE [dbo].[DimEmployee] (
    [EmployeeKey] [int] IDENTITY(1,1) NOT NULL,
    [EmployeeID] [int] NOT NULL,
    [FirstName] [varchar](100) NOT NULL,
    [LastName] [varchar](100) NOT NULL,
    [JobTitle] [varchar](100) NULL,
    [LastHireDate] [date] NULL,
    [StreetAddress] [varchar](500) NOT NULL,
    [City] [varchar](200) NOT NULL,
    [StateProvince] [varchar](50) NOT NULL,
    [Postalcode] [varchar](10) NOT NULL
)
```

You need to alter the table to meet the following requirements:

- Ensure that users can identify the current manager of employees.
- Support creating an employee reporting hierarchy for your entire company.
- Provide fast lookup of the managers' attributes such as name and job title.

Which column should you add to the table?

- A. [ManagerEmployeeID] [int] NULL
- B. [ManagerEmployeeID] [smallint] NULL
- C. [ManagerEmployeeKey] [int] NULL
- D. [ManagerName] [varchar](200) NULL

Answer: A

Explanation:

Use the same definition as the EmployeeID column. Reference:

<https://docs.microsoft.com/en-us/analysis-services/tabular-models/hierarchies-ssas-tabular>

NEW QUESTION 111

- (Exam Topic 3)

You need to create an Azure Data Factory pipeline to process data for the following three departments at your company: Ecommerce, retail, and wholesale. The solution must ensure that data can also be processed for the entire company.

How should you complete the Data Factory data flow script? To answer, drag the appropriate values to the correct targets. Each value may be used once, more than once, or not at all. You may need to drag the split bar between panes or scroll to view content.

NOTE: Each correct selection is worth one point.

Values

all, ecommerce, retail, wholesale
dept=='ecommerce', dept=='retail', dept=='wholesale'
dept=='ecommerce', dept==' 'wholesale', dept=='retail'
disjoint: false
disjoint: true
ecommerce, retail, wholesale, all

Answer Area

```
CleanData
split(
    [ ]
    [ ]
    [ ] ~> SplitByDept@([ ])
)
```

- A. Mastered
- B. Not Mastered

Answer: A

Explanation:

The conditional split transformation routes data rows to different streams based on matching conditions. The conditional split transformation is similar to a CASE decision structure in a programming language. The transformation evaluates expressions, and based on the results, directs the data row to the specified stream.

Box 1: dept=='ecommerce', dept=='retail', dept=='wholesale'

First we put the condition. The order must match the stream labeling we define in Box 3. Syntax:

```
<incomingStream> split(
<conditionalExpression1>
<conditionalExpression2> disjoint: {true | false}
) ~> <splitTx>@(stream1, stream2, ..., <defaultStream>)
```

Box 2: discount : false

disjoint is false because the data goes to the first matching condition. All remaining rows matching the third condition go to output stream all.

Box 3: ecommerce, retail, wholesale, all Label the streams

Reference:

<https://docs.microsoft.com/en-us/azure/data-factory/data-flow-conditional-split>

NEW QUESTION 115

- (Exam Topic 3)

You plan to build a structured streaming solution in Azure Databricks. The solution will count new events in five-minute intervals and report only events that arrive during the interval. The output will be sent to a Delta Lake table.

Which output mode should you use?

- A. complete
- B. update
- C. append

Answer: C

Explanation:

Append Mode: Only new rows appended in the result table since the last trigger are written to external storage. This is applicable only for the queries where existing rows in the Result Table are not expected to change.

<https://docs.databricks.com/getting-started/spark/streaming.html>

NEW QUESTION 120

- (Exam Topic 3)

You have an Azure Data lake Storage account that contains a staging zone.

You need to design a daily process to ingest incremental data from the staging zone, transform the data by executing an R script, and then insert the transformed data into a data warehouse in Azure Synapse Analytics.

Solution: You use an Azure Data Factory schedule trigger to execute a pipeline that executes an Azure Databricks notebook, and then inserts the data into the data warehouse.

Does this meet the goal?

- A. Yes
- B. No

Answer: B

Explanation:

If you need to transform data in a way that is not supported by Data Factory, you can create a custom activity, not an Azure Databricks notebook, with your own data processing logic and use the activity in the pipeline. You can create a custom activity to run R scripts on your HDInsight cluster with R installed.

Reference:

<https://docs.microsoft.com/en-US/azure/data-factory/transform-data>

NEW QUESTION 124

- (Exam Topic 3)

You are implementing an Azure Stream Analytics solution to process event data from devices.

The devices output events when there is a fault and emit a repeat of the event every five seconds until the fault is resolved. The devices output a heartbeat event every five seconds after a previous event if there are no faults present.

A sample of the events is shown in the following table.

DeviceID	EventType	EventTime
78cc5ht9-w357-684r-w4fr-kr16h6p9874e	HeartBeat	2020-12-01T19:00.000Z
78cc5ht9-w357-684r-w4fr-kr16h6p9874e	HeartBeat	2020-12-01T19:05.000Z
78cc5ht9-w357-684r-w4fr-kr16h6p9874e	TemperatureSensorFault	2020-12-01T19:07.000Z

You need to calculate the uptime between the faults.

How should you complete the Stream Analytics SQL query? To answer, select the appropriate options in the answer area.

NOTE: Each correct selection is worth one point.

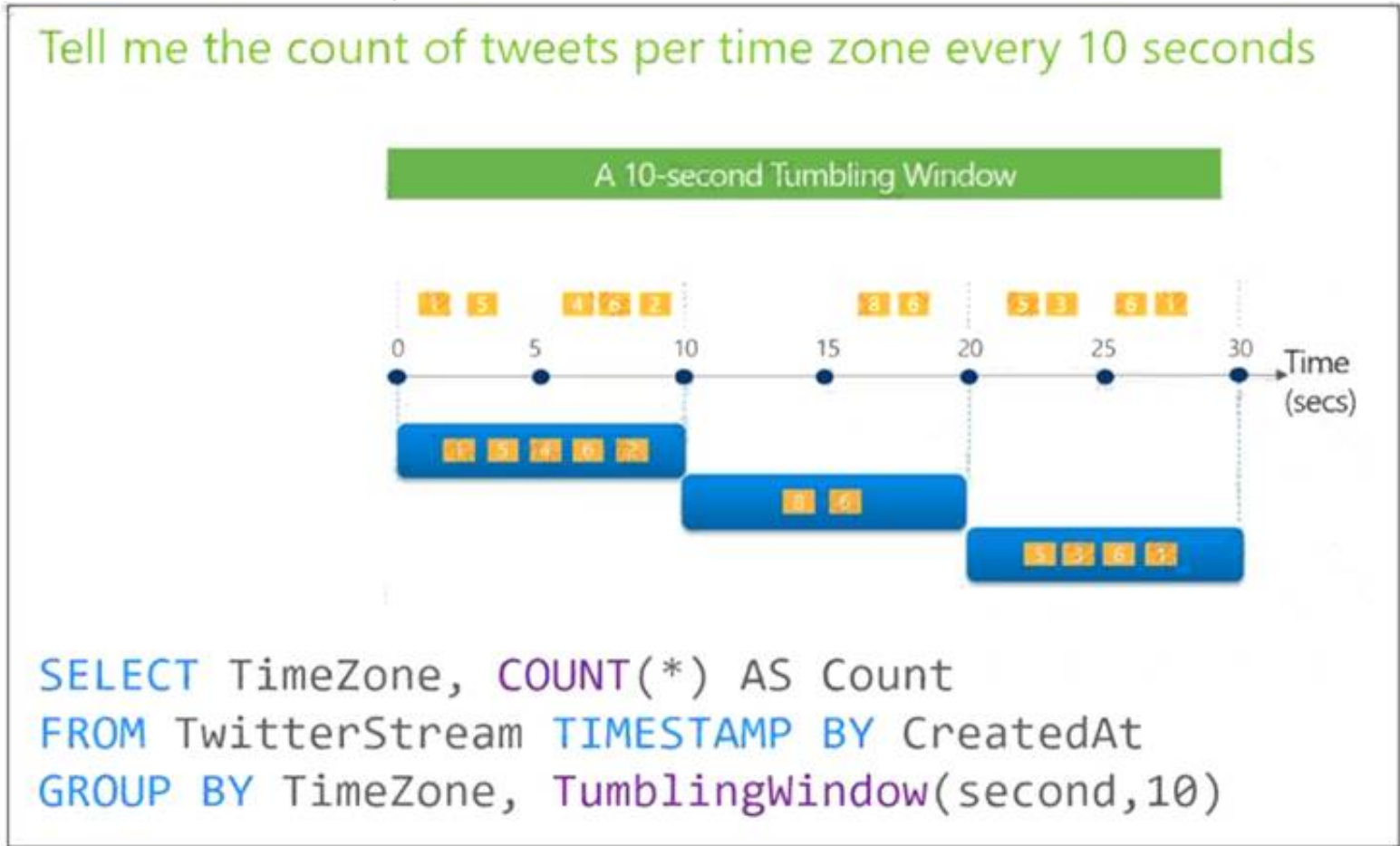
```
SELECT
DeviceID,
MIN(EventTime) as StartTime,
MAX(EventTime) as EndTime,
DATEDIFF(second, MIN(EventTime), MAX(EventTime)) AS duration_in_seconds
FROM input TIMESTAMP BY EventTime
WHERE EventType='HeartBeat'
WHERE LAG(EventType, 1) OVER (LIMIT DURATION(second,5)) <> EventType
WHERE IsFirst(second,5) = 1
GROUP BY
DeviceID
,SessionWindow(second, 5, 50000) OVER (PARTITION BY DeviceID)
,TumblingWindow(second,5)
HAVING DATEDIFF(second, MIN(EventTime), MAX(EventTime)) > 5
```

- A. Mastered
- B. Not Mastered

Answer: A

Explanation:

Graphical user interface, text, application Description automatically generated
Box 1: WHERE EventType='HeartBeat' Box 2: ,TumblingWindow(Second, 5)
Tumbling windows are a series of fixed-sized, non-overlapping and contiguous time intervals.
The following diagram illustrates a stream with a series of events and how they are mapped into 10-second tumbling windows.
Timeline Description automatically generated



Reference:
<https://docs.microsoft.com/en-us/stream-analytics-query/session-window-azure-stream-analytics> <https://docs.microsoft.com/en-us/stream-analytics-query/tumbling-window-azure-stream-analytics>

NEW QUESTION 129

- (Exam Topic 3)
You have an Azure Data Factory version 2 (V2) resource named Df1. Df1 contains a linked service. You have an Azure Key vault named vault1 that contains an encryption key named key1.
You need to encrypt Df1 by using key1. What should you do first?

- A. Add a private endpoint connection to vaul 1.

- B. Enable Azure role-based access control on vault 1.
- C. Remove the linked service from Df1.
- D. Create a self-hosted integration runtime.

Answer: C

Explanation:

Linked services are much like connection strings, which define the connection information needed for Data Factory to connect to external resources.

Reference:

<https://docs.microsoft.com/en-us/azure/data-factory/enable-customer-managed-key> <https://docs.microsoft.com/en-us/azure/data-factory/concepts-linked-services>
<https://docs.microsoft.com/en-us/azure/data-factory/create-self-hosted-integration-runtime>

NEW QUESTION 130

- (Exam Topic 3)

You have an Azure Storage account that generates 200,000 new files daily. The file names have a format of {YYYY}/{MM}/{DD}/{HH}/{CustomerID}.csv.

You need to design an Azure Data Factory solution that will load new data from the storage account to an Azure Data Lake once hourly. The solution must minimize load times and costs.

How should you configure the solution? To answer, select the appropriate options in the answer area.

NOTE: Each correct selection is worth one point.

Load methodology:

Full Load

Incremental Load

Load individual files as they arrive

Trigger:

Fixed schedule

New file

Tumbling window

- A. Mastered
- B. Not Mastered

Answer: A

Explanation:

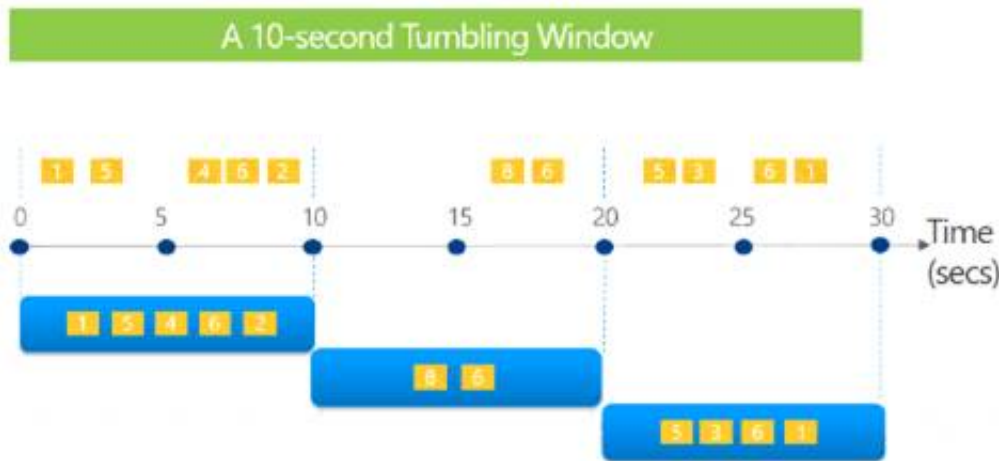
Table Description automatically generated

Box 1: Incremental load Box 2: Tumbling window

Tumbling windows are a series of fixed-sized, non-overlapping and contiguous time intervals. The following diagram illustrates a stream with a series of events and how they are mapped into 10-second tumbling windows.

Timeline Description automatically generated

Tell me the count of tweets per time zone every 10 seconds



```
SELECT TimeZone, COUNT(*) AS Count
FROM TwitterStream TIMESTAMP BY CreatedAt
GROUP BY TimeZone, TumblingWindow(second,10)
```

Reference:

<https://docs.microsoft.com/en-us/stream-analytics-query/tumbling-window-azure-stream-analytics>

NEW QUESTION 133

- (Exam Topic 3)

You have an Azure Synapse Analytics Apache Spark pool named Pool1.

You plan to load JSON files from an Azure Data Lake Storage Gen2 container into the tables in Pool1. The structure and data types vary by file.

You need to load the files into the tables. The solution must maintain the source data types. What should you do?

- A. Use a Get Metadata activity in Azure Data Factory.
- B. Use a Conditional Split transformation in an Azure Synapse data flow.
- C. Load the data by using the OPEHROWset Transact-SQL command in an Azure Synapse Anarytics serverless SQL pool.
- D. Load the data by using PySpark.

Answer: A

Explanation:

Serverless SQL pool can automatically synchronize metadata from Apache Spark. A serverless SQL pool database will be created for each database existing in serverless Apache Spark pools.

Serverless SQL pool enables you to query data in your data lake. It offers a T-SQL query surface area that accommodates semi-structured and unstructured data queries.

To support a smooth experience for in place querying of data that's located in Azure Storage files, serverless SQL pool uses the OPENROWSET function with additional capabilities.

The easiest way to see to the content of your JSON file is to provide the file URL to the OPENROWSET function, specify csv FORMAT.

Reference:

<https://docs.microsoft.com/en-us/azure/synapse-analytics/sql/query-json-files> <https://docs.microsoft.com/en-us/azure/synapse-analytics/sql/query-data-storage>

NEW QUESTION 136

- (Exam Topic 3)

Note: This question is part of a series of questions that present the same scenario. Each question in the series contains a unique solution that might meet the stated goals. Some question sets might have more than one correct solution, while others might not have a correct solution.

After you answer a question in this section, you will NOT be able to return to it. As a result, these questions will not appear in the review screen.

You have an Azure Storage account that contains 100 GB of files. The files contain rows of text and numerical values. 75% of the rows contain description data that has an average length of 1.1 MB.

You plan to copy the data from the storage account to an enterprise data warehouse in Azure Synapse Analytics.

You need to prepare the files to ensure that the data copies quickly. Solution: You copy the files to a table that has a columnstore index. Does this meet the goal?

- A. Yes
- B. No

Answer: B

Explanation:

Instead convert the files to compressed delimited text files. Reference:

<https://docs.microsoft.com/en-us/azure/sql-data-warehouse/guidance-for-loading-data>

NEW QUESTION 141

- (Exam Topic 3)

You are designing an anomaly detection solution for streaming data from an Azure IoT hub. The solution must meet the following requirements:

- Send the output to Azure Synapse.
- Identify spikes and dips in time series data.
- Minimize development and configuration effort. Which should you include in the solution?

- A. Azure Databricks
- B. Azure Stream Analytics
- C. Azure SQL Database

Answer: B

Explanation:

You can identify anomalies by routing data via IoT Hub to a built-in ML model in Azure Stream Analytics. Reference:

<https://docs.microsoft.com/en-us/learn/modules/data-anomaly-detection-using-azure-iot-hub/>

NEW QUESTION 146

- (Exam Topic 3)

Note: This question is part of a series of questions that present the same scenario. Each question in the series contains a unique solution that might meet the stated goals. Some question sets might have more than one correct solution, while others might not have a correct solution.

After you answer a question in this section, you will NOT be able to return to it. As a result, these questions will not appear in the review screen.

You are designing an Azure Stream Analytics solution that will analyze Twitter data.

You need to count the tweets in each 10-second window. The solution must ensure that each tweet is counted only once.

Solution: You use a session window that uses a timeout size of 10 seconds. Does this meet the goal?

- A. Yes
- B. No

Answer: A

Explanation:

Instead use a tumbling window. Tumbling windows are a series of fixed-sized, non-overlapping and contiguous time intervals. Reference:

<https://docs.microsoft.com/en-us/stream-analytics-query/tumbling-window-azure-stream-analytics>

NEW QUESTION 148

- (Exam Topic 3)

You have an Azure SQL database named Database1 and two Azure event hubs named HubA and HubB. The data consumed from each source is shown in the following table.

Source	Data
Database1	Driver's name Driver's license number
HubA	Ride route Ride distance Ride duration
HubB	Ride fare Ride payment

You need to implement Azure Stream Analytics to calculate the average fare per mile by driver.

How should you configure the Stream Analytics input for each source? To answer, select the appropriate options in the answer area.

NOTE: Each correct selection is worth one point.

HubA: ▼

Stream
Reference

HubB: ▼

Stream
Reference

Database1: ▼

Stream
Reference

- A. Mastered
- B. Not Mastered

Answer: A

Explanation:

HubA: Stream HubB: Stream

Database1: Reference

Reference data (also known as a lookup table) is a finite data set that is static or slowly changing in nature, used to perform a lookup or to augment your data streams. For example, in an IoT scenario, you could store metadata about sensors (which don't change often) in reference data and join it with real time IoT data streams. Azure Stream Analytics loads reference data in memory to achieve low latency stream processing

Reference:

<https://docs.microsoft.com/en-us/azure/stream-analytics/stream-analytics-use-reference-data>

NEW QUESTION 153

- (Exam Topic 3)

You develop data engineering solutions for a company.

A project requires the deployment of data to Azure Data Lake Storage.

You need to implement role-based access control (RBAC) so that project members can manage the Azure Data Lake Storage resources.

Which three actions should you perform? Each correct answer presents part of the solution. NOTE: Each correct selection is worth one point.

- A. Assign Azure AD security groups to Azure Data Lake Storage.
- B. Configure end-user authentication for the Azure Data Lake Storage account.
- C. Configure service-to-service authentication for the Azure Data Lake Storage account.
- D. Create security groups in Azure Active Directory (Azure AD) and add project members.
- E. Configure access control lists (ACL) for the Azure Data Lake Storage account.

Answer: ADE

Explanation:

References:

<https://docs.microsoft.com/en-us/azure/data-lake-store/data-lake-store-secure-data>

NEW QUESTION 154

- (Exam Topic 3)

A company purchases IoT devices to monitor manufacturing machinery. The company uses an IoT appliance to communicate with the IoT devices.

The company must be able to monitor the devices in real-time. You need to design the solution.

What should you recommend?

- A. Azure Stream Analytics cloud job using Azure PowerShell
- B. Azure Analysis Services using Azure Portal
- C. Azure Data Factory instance using Azure Portal
- D. Azure Analysis Services using Azure PowerShell

Answer: A

Explanation:

Stream Analytics is a cost-effective event processing engine that helps uncover real-time insights from devices, sensors, infrastructure, applications and data quickly and easily.

Monitor and manage Stream Analytics resources with Azure PowerShell cmdlets and powershell scripting that execute basic Stream Analytics tasks.

Reference:

<https://cloudblogs.microsoft.com/sqlserver/2014/10/29/microsoft-adds-iot-streaming-analytics-data-production-a>

NEW QUESTION 156

- (Exam Topic 3)

You have an Azure Databricks workspace named workspace1 in the Standard pricing tier. Workspace1 contains an all-purpose cluster named cluster1. You need to reduce the time it takes for cluster 1 to start and scale up. The solution must minimize costs. What should you do first?

- A. Upgrade workspace1 to the Premium pricing tier.
- B. Create a cluster policy in workspace1.
- C. Create a pool in workspace1.
- D. Configure a global init script for workspace1.

Answer: C

Explanation:

You can use Databricks Pools to Speed up your Data Pipelines and Scale Clusters Quickly.

Databricks Pools, a managed cache of virtual machine instances that enables clusters to start and scale 4 times faster.

Reference:

<https://databricks.com/blog/2019/11/11/databricks-pools-speed-up-data-pipelines.html>

NEW QUESTION 161

- (Exam Topic 3)

You have an enterprise data warehouse in Azure Synapse Analytics named DW1 on a server named Server1. You need to determine the size of the transaction log file for each distribution of DW1.

What should you do?

- A. On DW1, execute a query against the sys.database_files dynamic management view.
- B. From Azure Monitor in the Azure portal, execute a query against the logs of DW1.
- C. Execute a query against the logs of DW1 by using the Get-AzOperationalInsightsSearchResult PowerShell cmdlet.
- D. On the master database, execute a query against the sys.dm_pdw_nodes_os_performance_counters dynamic management view.

Answer: A

Explanation:

For information about the current log file size, its maximum size, and the autogrow option for the file, you can also use the size, max_size, and growth columns for that log file in sys.database_files.

Reference:

<https://docs.microsoft.com/en-us/sql/relational-databases/logs/manage-the-size-of-the-transaction-log-file>

NEW QUESTION 166

- (Exam Topic 3)

You have an Azure subscription that contains an Azure Synapse Analytics dedicated SQL pool named SQLPool1.

SQLPool1 is currently paused.

You need to restore the current state of SQLPool1 to a new SQL pool. What should you do first?

- A. Create a workspace.
- B. Create a user-defined restore point.
- C. Resume SQLPool1.
- D. Create a new SQL pool.

Answer: B

Explanation:

Reference:

<https://docs.microsoft.com/en-us/azure/synapse-analytics/sql-data-warehouse/sql-data-warehouse-restore-active>

NEW QUESTION 171

- (Exam Topic 3)

You are designing an Azure Synapse Analytics dedicated SQL pool.

Groups will have access to sensitive data in the pool as shown in the following table.

Name	Enhanced access
Executives	No access to sensitive data
Analysts	Access to in-region sensitive data
Engineers	Access to all numeric sensitive data

You have policies for the sensitive data. The policies vary by region as shown in the following table.

Region	Data considered sensitive
RegionA	Financial, Personally Identifiable Information (PII)
RegionB	Financial, Personally Identifiable Information (PII), medical
RegionC	Financial, medical

You have a table of patients for each region. The tables contain the following potentially sensitive columns.

Name	Sensitive data	Description
CardOnFile	Financial	Debit/credit card number for charges
Height	Medical	Patient's height in cm
ContactEmail	PII	Email address for secure communications

You are designing dynamic data masking to maintain compliance.

For each of the following statements, select Yes if the statement is true. Otherwise, select No.

NOTE: Each correct selection is worth one point.

Statements	Yes	No
Analysts in RegionA require dynamic data masking rules for [Patients_RegionA].	<input type="radio"/>	<input type="radio"/>
Engineers in RegionC require a dynamic data masking rule for [Patients_RegionA], [Height]	<input type="radio"/>	<input type="radio"/>
Engineers in RegionB require a dynamic data masking rule for [Patients_RegionB], [Height]	<input type="radio"/>	<input type="radio"/>

- A. Mastered
- B. Not Mastered

Answer: A

Explanation:

Text Description automatically generated

Reference:

<https://docs.microsoft.com/en-us/azure/azure-sql/database/dynamic-data-masking-overview>

NEW QUESTION 175

- (Exam Topic 3)

You have an Azure Synapse Analytics dedicated SQL pool that contains a large fact table. The table contains 50 columns and 5 billion rows and is a heap.

Most queries against the table aggregate values from approximately 100 million rows and return only two columns.

You discover that the queries against the fact table are very slow. Which type of index should you add to provide the fastest query times?

- A. nonclustered columnstore
- B. clustered columnstore
- C. nonclustered
- D. clustered

Answer: B

Explanation:

Clustered columnstore indexes are one of the most efficient ways you can store your data in dedicated SQL pool.

Columnstore tables won't benefit a query unless the table has more than 60 million rows. Reference:

<https://docs.microsoft.com/en-us/azure/synapse-analytics/sql/best-practices-dedicated-sql-pool>

NEW QUESTION 180

- (Exam Topic 3)

You have an Azure subscription that contains an Azure Synapse Analytics workspace named workspace1. Workspace1 connects to an Azure DevOps repository named repo1. Repo1 contains a collaboration branch named main and a development branch named branch1. Branch1 contains an Azure Synapse pipeline named pipeline1.

In workspace1, you complete testing of pipeline1. You need to schedule pipeline1 to run daily at 6 AM.

Which four actions should you perform in sequence? To answer, move the appropriate actions from the list of actions to the answer area and arrange them in the correct order.

NOTE: More than one order of answer choices is correct. You will receive credit for any of the correct orders you select.

Actions

Create a new branch in Repo1.

Merge the changes from branch1 into main.

Associate the schedule trigger with pipeline1.

Switch to Synapse live mode.

Create a schedule trigger.

Publish the contents of main.

Answer Area

>

<

- A. Mastered
- B. Not Mastered

Answer: A

Explanation:
Timeline Description automatically generated

NEW QUESTION 184

- (Exam Topic 3)
The storage account container view is shown in the Refdata exhibit. (Click the Refdata tab.) You need to configure the Stream Analytics job to pick up the new reference data. What should you configure? To answer, select the appropriate options in the answer area NOTE: Each correct selection is worth one point.

- A. Mastered
- B. Not Mastered

Answer: A

Explanation:
Answer as below

Answer Area

Path pattern: (date)/product.csv

Date format: YYYY/MM/DD

NEW QUESTION 187

- (Exam Topic 3)
You have an enterprise data warehouse in Azure Synapse Analytics named DW1 on a server named Server1. You need to verify whether the size of the transaction log file for each distribution of DW1 is smaller than 160 GB. What should you do?

- A. On the master database, execute a query against the sys.dm_pdw_nodes_os_performance_counters dynamic management view.
- B. From Azure Monitor in the Azure portal, execute a query against the logs of DW1.
- C. On DW1, execute a query against the sys.database_files dynamic management view.
- D. Execute a query against the logs of DW1 by using theGet-AzOperationalInsightSearchResult PowerShell cmdlet.

Answer: A

Explanation:
The following query returns the transaction log size on each distribution. If one of the log files is reaching 160 GB, you should consider scaling up your instance or limiting your transaction size.
-- Transaction log size
SELECT instance_name as distribution_db, cntr_value*1.0/1048576 as log_file_size_used_GB, pdw_node_id
FROM sys.dm_pdw_nodes_os_performance_counters WHERE instance_name like 'Distribution_%'
AND counter_name = 'Log File(s) Used Size (KB)'
References:
<https://docs.microsoft.com/en-us/azure/sql-data-warehouse/sql-data-warehouse-manage-monitor>

NEW QUESTION 188

- (Exam Topic 3)

You have an Azure Synapse Analytics dedicated SQL pool that contains a table named Table1. You have files that are ingested and loaded into an Azure Data Lake Storage Gen2 container named container1.
You plan to insert data from the files into Table1 and azure Data Lake Storage Gen2 container named container1.
You plan to insert data from the files into Table1 and transform the data. Each row of data in the files will produce one row in the serving layer of Table1.
You need to ensure that when the source data files are loaded to container1, the DateTime is stored as an additional column in Table1.
Solution: You use a dedicated SQL pool to create an external table that has a additional DateTime column. Does this meet the goal?

- A. Yes
- B. No

Answer: A

NEW QUESTION 191

- (Exam Topic 3)
You are building an Azure Stream Analytics job to retrieve game data.
You need to ensure that the job returns the highest scoring record for each five-minute time interval of each game.
How should you complete the Stream Analytics query? To answer, select the appropriate options in the answer area.
NOTE: Each correct selection is worth one point.

SELECT

Collect(Score)

CollectTop(1) OVER(ORDER BY Score Desc)

Game, MAX(Score)

TopOne() OVER(PARTITION BY Game ORDER BY Score Desc)

as HighestScore

FROM

input

TIMESTAMP BY CreatedAt

GROUP BY

Game

Hopping(minute,5)

Tumbling(minute,5)

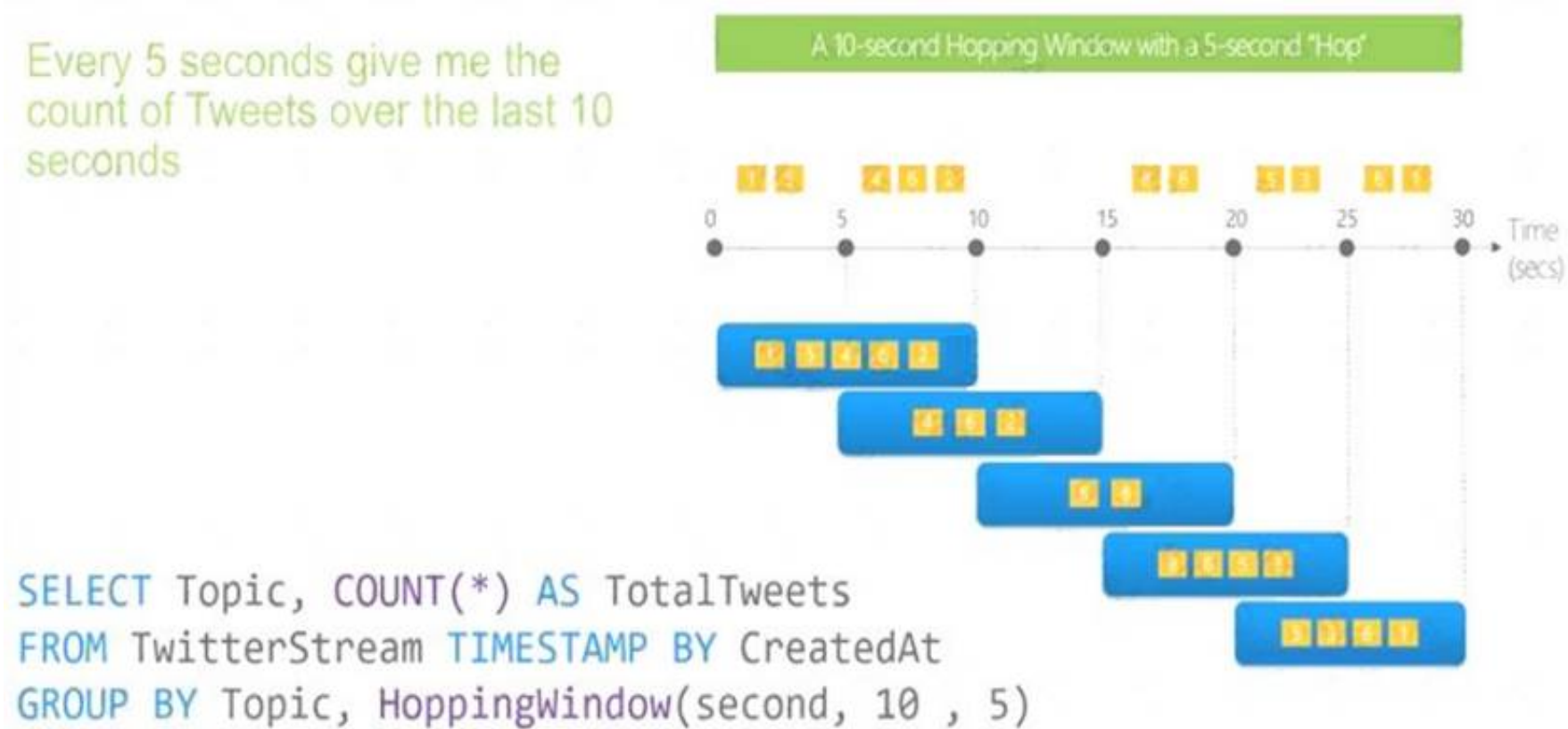
Windows(TumblingWindow(minute,5),Hopping(minute,5))

- A. Mastered
- B. Not Mastered

Answer: A

Explanation:

Box 1: TopOne OVER(PARTITION BY Game ORDER BY Score Desc)
TopOne returns the top-rank record, where rank defines the ranking position of the event in the window according to the specified ordering. Ordering/ranking is based on event columns and can be specified in ORDER BY clause.
Box 2: Hopping(minute,5)
Hopping window functions hop forward in time by a fixed period. It may be easy to think of them as Tumbling windows that can overlap and be emitted more often than the window size. Events can belong to more than one Hopping window result set. To make a Hopping window the same as a Tumbling window, specify the hop size to be the same as the window size.
A picture containing timeline Description automatically generated



Reference:
<https://docs.microsoft.com/en-us/stream-analytics-query/topone-azure-stream-analytics> <https://docs.microsoft.com/en-us/azure/stream-analytics/stream-analytics-window-functions>

NEW QUESTION 193

- (Exam Topic 3)

You store files in an Azure Data Lake Storage Gen2 container. The container has the storage policy shown in the following exhibit.



Use the drop-down menus to select the answer choice that completes each statement based on the information presented in the graphic.

NOTE: Each correct selection is worth one point.

The files are [answer choice] after 30 days:

	▼
deleted from the container	
moved to archive storage	
moved to cool storage	
moved to hot storage	

The storage policy applies to [answer choice]:

	▼
container1/contoso.csv	
container1/docs/contoso.json	
container1/mycontoso/contoso.csv	

- A. Mastered
- B. Not Mastered

Answer: A

Explanation:

Graphical user interface, text, application Description automatically generated

Box 1: moved to cool storage

The ManagementPolicyBaseBlob.TierToCool property gets or sets the function to tier blobs to cool storage. Support blobs currently at Hot tier.

Box 2: container1/contoso.csv As defined by prefixMatch.

prefixMatch: An array of strings for prefixes to be matched. Each rule can define up to 10 case-sensitive prefixes. A prefix string must start with a container name.

Reference:

<https://docs.microsoft.com/en-us/dotnet/api/microsoft.azure.management.storage.fluent.models.managementpolicy>

NEW QUESTION 198

- (Exam Topic 3)

You have an Azure subscription that contains a logical Microsoft SQL server named Server1. Server1 hosts an Azure Synapse Analytics SQL dedicated pool named Pool1.

You need to recommend a Transparent Data Encryption (TDE) solution for Server1. The solution must meet the following requirements:

- Track the usage of encryption keys.
- Maintain the access of client apps to Pool1 in the event of an Azure datacenter outage that affects the availability of the encryption keys.

What should you include in the recommendation? To answer, select the appropriate options in the answer area.

NOTE: Each correct selection is worth one point.

To track encryption key usage:

	▼
Always Encrypted	
TDE with customer-managed keys	
TDE with platform-managed keys	

To maintain client app access in the event of a datacenter outage:

	▼
Create and configure Azure key vaults in two Azure regions.	
Enable Advanced Data Security on Server1.	
Implement the client apps by using a Microsoft .NET Framework data provider.	

- A. Mastered
- B. Not Mastered

Answer: A

Explanation:

Box 1: TDE with customer-managed keys

Customer-managed keys are stored in the Azure Key Vault. You can monitor how and when your key vaults are accessed, and by whom. You can do this by enabling logging for Azure Key Vault, which saves information in an Azure storage account that you provide.

Box 2: Create and configure Azure key vaults in two Azure regions

The contents of your key vault are replicated within the region and to a secondary region at least 150 miles away, but within the same geography to maintain high durability of your keys and secrets.

Reference:

<https://docs.microsoft.com/en-us/azure/synapse-analytics/security/workspaces-encryption> <https://docs.microsoft.com/en-us/azure/key-vault/general/logging>

NEW QUESTION 202

- (Exam Topic 3)

You have an enterprise data warehouse in Azure Synapse Analytics.

You need to monitor the data warehouse to identify whether you must scale up to a higher service level to accommodate the current workloads

Which is the best metric to monitor?

More than one answer choice may achieve the goal. Select the BEST answer.

- A. Data 10 percentage
- B. CPU percentage
- C. DWU used
- D. DWU percentage

Answer: D

NEW QUESTION 206

- (Exam Topic 3)

Note: This question is part of a series of questions that present the same scenario. Each question in the series contains a unique solution that might meet the stated goals. Some question sets might have more than one correct solution, while others might not have a correct solution.

After you answer a question in this scenario, you will NOT be able to return to it. As a result, these questions will not appear in the review screen.

You have an Azure Storage account that contains 100 GB of files. The files contain text and numerical values. 75% of the rows contain description data that has an average length of 1.1 MB.

You plan to copy the data from the storage account to an Azure SQL data warehouse. You need to prepare the files to ensure that the data copies quickly.

Solution: You modify the files to ensure that each row is more than 1 MB. Does this meet the goal?

- A. Yes
- B. No

Answer: A

Explanation:

Instead modify the files to ensure that each row is less than 1 MB. References:

<https://docs.microsoft.com/en-us/azure/sql-data-warehouse/guidance-for-loading-data>

NEW QUESTION 210

- (Exam Topic 3)

You are designing a star schema for a dataset that contains records of online orders. Each record includes an order date, an order due date, and an order ship date.

You need to ensure that the design provides the fastest query times of the records when querying for arbitrary date ranges and aggregating by fiscal calendar attributes.

Which two actions should you perform? Each correct answer presents part of the solution.

NOTE: Each correct selection is worth one point.

- A. Create a date dimension table that has a DateTime key.
- B. Use built-in SQL functions to extract date attributes.

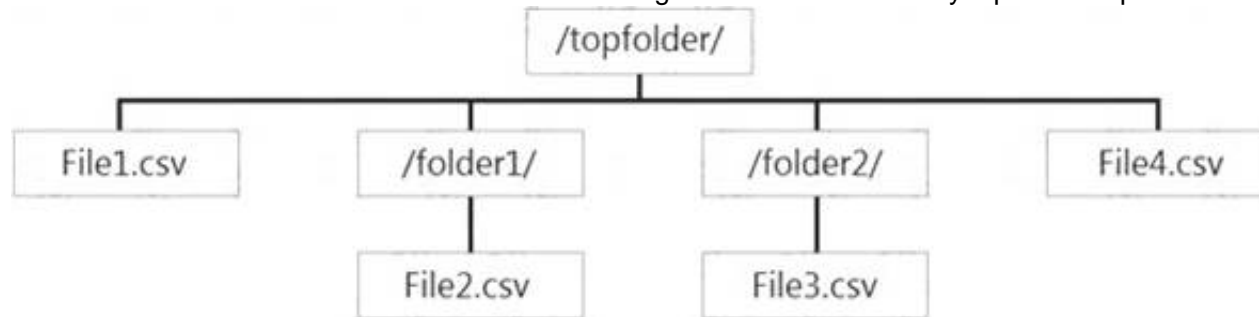
- C. Create a date dimension table that has an integer key in the format of yyyyymmdd.
- D. In the fact table, use integer columns for the date fields.
- E. Use DateTime columns for the date fields.

Answer: BD

NEW QUESTION 215

- (Exam Topic 3)

You have files and folders in Azure Data Lake Storage Gen2 for an Azure Synapse workspace as shown in the following exhibit.



You create an external table named ExtTable that has LOCATION='/topfolder/'.

When you query ExtTable by using an Azure Synapse Analytics serverless SQL pool, which files are returned?

- A. File2.csv and File3.csv only
- B. File1.csv and File4.csv only
- C. File1.csv, File2.csv, File3.csv, and File4.csv
- D. File1.csv only

Answer: B

Explanation:

To run a T-SQL query over a set of files within a folder or set of folders while treating them as a single entity or rowset, provide a path to a folder or a pattern (using wildcards) over a set of files or folders. Reference:

<https://docs.microsoft.com/en-us/azure/synapse-analytics/sql/query-data-storage#query-multiple-files-or-folders>

NEW QUESTION 218

- (Exam Topic 3)

You configure monitoring for a Microsoft Azure SQL Data Warehouse implementation. The implementation uses PolyBase to load data from comma-separated value (CSV) files stored in Azure Data Lake Gen 2 using an external table.

Files with an invalid schema cause errors to occur. You need to monitor for an invalid schema error. For which error should you monitor?

- A. EXTERNAL TABLE access failed due to internal error: 'Java exception raised on call to HdfsBridge_Connect: Error[com.microsoft.polybase.client.KerberosSecureLogin] occurred while accessing external files.'
- B. EXTERNAL TABLE access failed due to internal error: 'Java exception raised on call to HdfsBridge_Connect: Error [No FileSystem for scheme: wasbs] occurred while accessing external file.'
- C. Cannot execute the query "Remote Query" against OLE DB provider "SQLNCLI11": for linked server "(null)", Query aborted- the maximum reject threshold (orows) was reached while regarding from an external source: 1 rows rejected out of total 1 rows processed.
- D. EXTERNAL TABLE access failed due to internal error: 'Java exception raised on call to HdfsBridge_Connect: Error [Unable to instantiate LoginClass] occurredwhile accessing external files.'

Answer: C

Explanation:

Customer Scenario:

SQL Server 2016 or SQL DW connected to Azure blob storage. The CREATE EXTERNAL TABLE DDL points to a directory (and not a specific file) and the directory contains files with different schemas.

SSMS Error:

Select query on the external table gives the following error: Msg 7320, Level 16, State 110, Line 14

Cannot execute the query "Remote Query" against OLE DB provider "SQLNCLI11" for linked server "(null)". Query aborted-- the maximum reject threshold (0 rows) was reached while reading from an external source: 1 rows rejected out of total 1 rows processed.

Possible Reason:

The reason this error happens is because each file has different schema. The PolyBase external table DDL when pointed to a directory recursively reads all the files in that directory. When a column or data type mismatch happens, this error could be seen in SSMS.

Possible Solution:

If the data for each table consists of one file, then use the filename in the LOCATION section prepended by the directory of the external files. If there are multiple files per table, put each set of files into different directories in Azure Blob Storage and then you can point LOCATION to the directory instead of a particular file. The latter suggestion is the best practices recommended by SQLCAT even if you have one file per table.

NEW QUESTION 223

- (Exam Topic 3)

You have an Azure data factory.

You need to ensure that pipeline-run data is retained for 120 days. The solution must ensure that you can query the data by using the Kusto query language.

Which four actions should you perform in sequence? To answer, move the appropriate actions from the list of actions to the answer area and arrange them in the correct order.

NOTE: More than one order of answer choices is correct. You will receive credit for any of the correct orders you select.

Actions

Answer Area

Select the PipelineRuns category.

Create a Log Analytics workspace that has Data Retention set to 120 days.

Stream to an Azure event hub.

Create an Azure Storage account that has a lifecycle policy.

From the Azure portal, add a diagnostic setting.

Send the data to a Log Analytics workspace.

Select the TriggerRuns category.

- A. Mastered
B. Not Mastered

Answer: A

Explanation:

Step 1: Create an Azure Storage account that has a lifecycle policy

To automate common data management tasks, Microsoft created a solution based on Azure Data Factory. The service, Data Lifecycle Management, makes frequently accessed data available and archives or purges other data according to retention policies. Teams across the company use the service to reduce storage costs, improve app performance, and comply with data retention policies.

Step 2: Create a Log Analytics workspace that has Data Retention set to 120 days.

Data Factory stores pipeline-run data for only 45 days. Use Azure Monitor if you want to keep that data for a longer time. With Monitor, you can route diagnostic logs for analysis to multiple different targets, such as a Storage Account: Save your diagnostic logs to a storage account for auditing or manual inspection. You can use the diagnostic settings to specify the retention time in days.

Step 3: From Azure Portal, add a diagnostic setting. Step 4: Send the data to a log Analytics workspace,

Event Hub: A pipeline that transfers events from services to Azure Data Explorer. Keeping Azure Data Factory metrics and pipeline-run data.

Configure diagnostic settings and workspace.

Create or add diagnostic settings for your data factory.

- In the portal, go to Monitor. Select Settings > Diagnostic settings.
- Select the data factory for which you want to set a diagnostic setting.
- If no settings exist on the selected data factory, you're prompted to create a setting. Select Turn on diagnostics.
- Give your setting a name, select Send to Log Analytics, and then select a workspace from Log Analytics Workspace.
- Select Save. Reference:

<https://docs.microsoft.com/en-us/azure/data-factory/monitor-using-azure-monitor>

NEW QUESTION 227

- (Exam Topic 3)

You need to design an Azure Synapse Analytics dedicated SQL pool that meets the following requirements: ➤ Can return an employee record from a given point in time.

- Maintains the latest employee information.
- Minimizes query complexity.

How should you model the employee data?

- A. as a temporal table
B. as a SQL graph table
C. as a degenerate dimension table
D. as a Type 2 slowly changing dimension (SCD) table

Answer: D

Explanation:

A Type 2 SCD supports versioning of dimension members. Often the source system doesn't store versions, so the data warehouse load process detects and manages changes in a dimension table. In this case, the dimension table must use a surrogate key to provide a unique reference to a version of the dimension member. It also includes columns that define the date range validity of the version (for example, StartDate and EndDate) and possibly a flag column (for example, IsCurrent) to easily filter by current dimension members.

Reference:

<https://docs.microsoft.com/en-us/learn/modules/populate-slowly-changing-dimensions-azure-synapse-analytics>

NEW QUESTION 232

- (Exam Topic 3)

You are responsible for providing access to an Azure Data Lake Storage Gen2 account.

Your user account has contributor access to the storage account, and you have the application ID and access key.

You plan to use PolyBase to load data into an enterprise data warehouse in Azure Synapse Analytics. You need to configure PolyBase to connect the data warehouse to storage account.

Which three components should you create in sequence? To answer, move the appropriate components from the list of components to the answer area and arrange them in the correct order.

Components

a database scoped credential

an asymmetric key

an external data source

a database encryption key

an external file format

Answer Area

- A. Mastered
B. Not Mastered

Answer: A

Explanation:

Components

a database scoped credential

an asymmetric key

an external data source

a database encryption key

an external file format

Answer Area

a database scoped credential

an external data source

an external file format

NEW QUESTION 233

- (Exam Topic 3)

You have an Azure Synapse Analytics pipeline named Pipeline1 that contains a data flow activity named Dataflow1.

Pipeline1 retrieves files from an Azure Data Lake Storage Gen 2 account named storage1.

Dataflow1 uses the AutoResolveIntegrationRuntime integration runtime configured with a core count of 128. You need to optimize the number of cores used by Dataflow1 to accommodate the size of the files in storage1. What should you configure? To answer, select the appropriate options in the answer area.

To Pipeline1, add:

A custom activity

A Get Metadata activity

An If Condition activity

For Dataflow1, set the core count by using:

Dynamic content

Parameters

User properties

- A. Mastered
B. Not Mastered

Answer: A

Explanation:

Box 1: A Get Metadata activity

Dynamically size data flow compute at runtime

The Core Count and Compute Type properties can be set dynamically to adjust to the size of your incoming source data at runtime. Use pipeline activities like Lookup or Get Metadata in order to find the size of the source dataset data. Then, use Add Dynamic Content in the Data Flow activity properties.

Box 2: Dynamic content

Reference: <https://docs.microsoft.com/en-us/azure/data-factory/control-flow-execute-data-flow-activity>

NEW QUESTION 237

- (Exam Topic 3)

You manage an enterprise data warehouse in Azure Synapse Analytics.

Users report slow performance when they run commonly used queries. Users do not report performance changes for infrequently used queries.

You need to monitor resource utilization to determine the source of the performance issues. Which metric should you monitor?

- A. Data IO percentage
- B. Local tempdb percentage
- C. Cache used percentage
- D. DWU percentage

Answer: C

Explanation:

Monitor and troubleshoot slow query performance by determining whether your workload is optimally leveraging the adaptive cache for dedicated SQL pools.

Reference:

<https://docs.microsoft.com/en-us/azure/synapse-analytics/sql-data-warehouse/sql-data-warehouse-how-to-monit>

NEW QUESTION 242

- (Exam Topic 3)

Note: This question is part of a series of questions that present the same scenario. Each question in the series contains a unique solution that might meet the stated goals. Some question sets might have more than one correct solution, while others might not have a correct solution.

After you answer a question in this section, you will NOT be able to return to it. As a result, these questions will not appear in the review screen.

You plan to create an Azure Databricks workspace that has a tiered structure. The workspace will contain the following three workloads:

- A workload for data engineers who will use Python and SQL.
- A workload for jobs that will run notebooks that use Python, Scala, and SOL.
- A workload that data scientists will use to perform ad hoc analysis in Scala and R.

The enterprise architecture team at your company identifies the following standards for Databricks environments:

- The data engineers must share a cluster.
- The job cluster will be managed by using a request process whereby data scientists and data engineers provide packaged notebooks for deployment to the cluster.
- All the data scientists must be assigned their own cluster that terminates automatically after 120 minutes of inactivity. Currently, there are three data scientists.

You need to create the Databricks clusters for the workloads.

Solution: You create a High Concurrency cluster for each data scientist, a High Concurrency cluster for the data engineers, and a Standard cluster for the jobs.

Does this meet the goal?

- A. Yes
- B. No

Answer: B

Explanation:

Need a High Concurrency cluster for the jobs.

Standard clusters are recommended for a single user. Standard can run workloads developed in any language: Python, R, Scala, and SQL.

A high concurrency cluster is a managed cloud resource. The key benefits of high concurrency clusters are that they provide Apache Spark-native fine-grained sharing for maximum resource utilization and minimum query latencies.

Reference: <https://docs.azuredatabricks.net/clusters/configure.html>

NEW QUESTION 246

- (Exam Topic 3)

You need to create a partitioned table in an Azure Synapse Analytics dedicated SQL pool.

How should you complete the Transact-SQL statement? To answer, drag the appropriate values to the correct targets. Each value may be used once, more than once, or not at all. You may need to drag the split bar between panes or scroll to view content.

NOTE: Each correct selection is worth one point.

Values

- CLUSTERED INDEX
- COLLATE
- DISTRIBUTION
- PARTITION
- PARTITION FUNCTION
- PARTITION SCHEME

Answer Area

```
CREATE TABLE table1
(
    ID INTEGER,
    col1 VARCHAR(10),
    col2 VARCHAR(10)
) WITH
(
    [ ] = HASH(ID),
    [ ] (ID RANGE LEFT FOR VALUES (1, 1000000, 2000000))
);
```

- A. Mastered
- B. Not Mastered

Answer: A

Explanation:

Box 1: DISTRIBUTION

Table distribution options include DISTRIBUTION = HASH (distribution_column_name), assigns each row to one distribution by hashing the value stored in distribution_column_name.

Box 2: PARTITION

Table partition options. Syntax:

PARTITION (partition_column_name RANGE [LEFT | RIGHT] FOR VALUES ([boundary_value [,...n]]))

Reference:

<https://docs.microsoft.com/en-us/sql/t-sql/statements/create-table-azure-sql-data-warehouse?>

NEW QUESTION 249

- (Exam Topic 3)

You are designing an Azure Databricks table. The table will ingest an average of 20 million streaming events per day.

You need to persist the events in the table for use in incremental load pipeline jobs in Azure Databricks. The solution must minimize storage costs and incremental load times.

What should you include in the solution?

- A. Partition by DateTime fields.
- B. Sink to Azure Queue storage.
- C. Include a watermark column.
- D. Use a JSON format for physical data storage.

Answer: A

Explanation:

The Databricks ABS-AQS connector uses Azure Queue Storage (AQS) to provide an optimized file source that lets you find new files written to an Azure Blob storage (ABS) container without repeatedly listing all of the files.

This provides two major advantages:

- > Lower costs: no more costly LIST API requests made to ABS.

Reference:

<https://docs.microsoft.com/en-us/azure/databricks/spark/latest/structured-streaming/aqs>

NEW QUESTION 251

- (Exam Topic 3)

You are creating an Azure Data Factory data flow that will ingest data from a CSV file, cast columns to specified types of data, and insert the data into a table in an Azure Synapse Analytic dedicated SQL pool. The CSV file contains three columns named username, comment, and date.

The data flow already contains the following:

- > A source transformation.
- > A Derived Column transformation to set the appropriate types of data.
- > A sink transformation to land the data in the pool.

You need to ensure that the data flow meets the following requirements:

- > All valid rows must be written to the destination table.
- > Truncation errors in the comment column must be avoided proactively.
- > Any rows containing comment values that will cause truncation errors upon insert must be written to a file in blob storage.

Which two actions should you perform? Each correct answer presents part of the solution. NOTE: Each correct selection is worth one point.

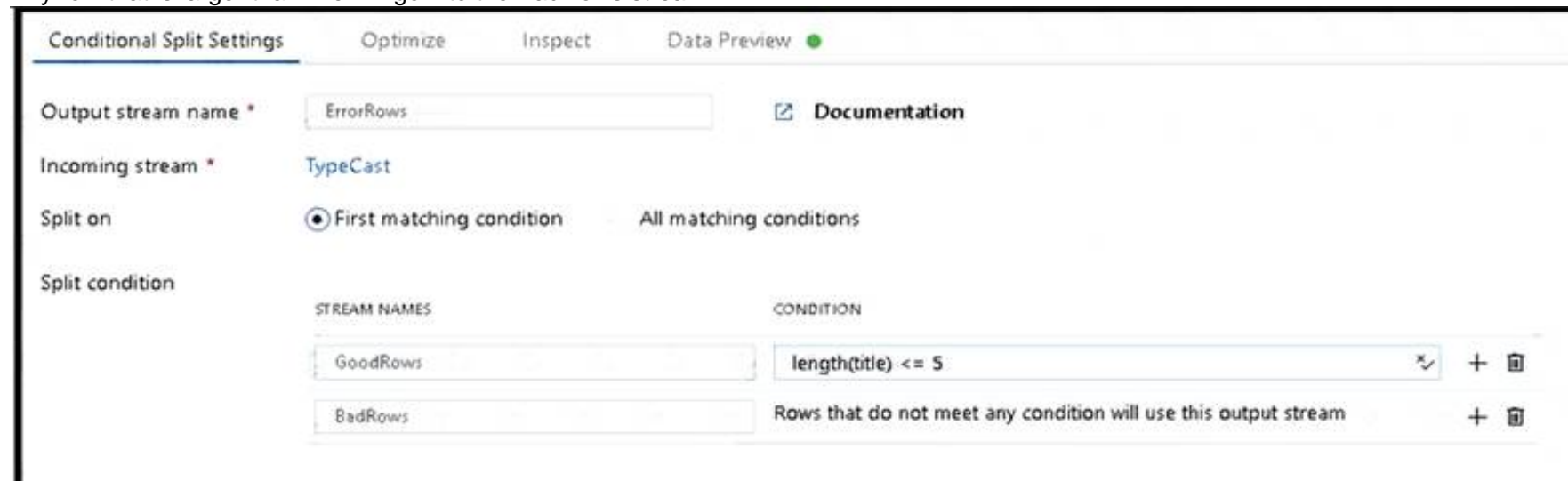
- A. To the data flow, add a sink transformation to write the rows to a file in blob storage.
- B. To the data flow, add a Conditional Split transformation to separate the rows that will cause truncation errors.
- C. To the data flow, add a filter transformation to filter out rows that will cause truncation errors.
- D. Add a select transformation to select only the rows that will cause truncation errors.

Answer: AB

Explanation:

B: Example:

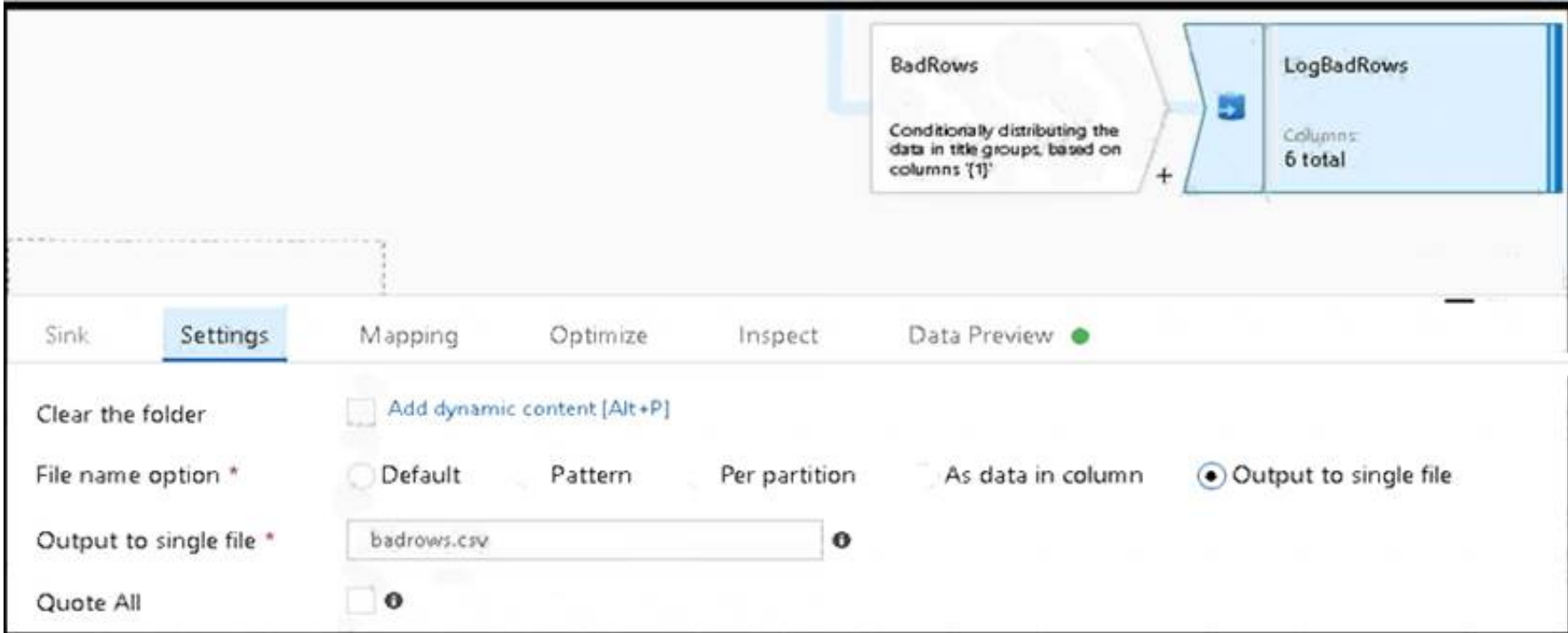
* 1. This conditional split transformation defines the maximum length of "title" to be five. Any row that is less than or equal to five will go into the GoodRows stream. Any row that is larger than five will go into the BadRows stream.



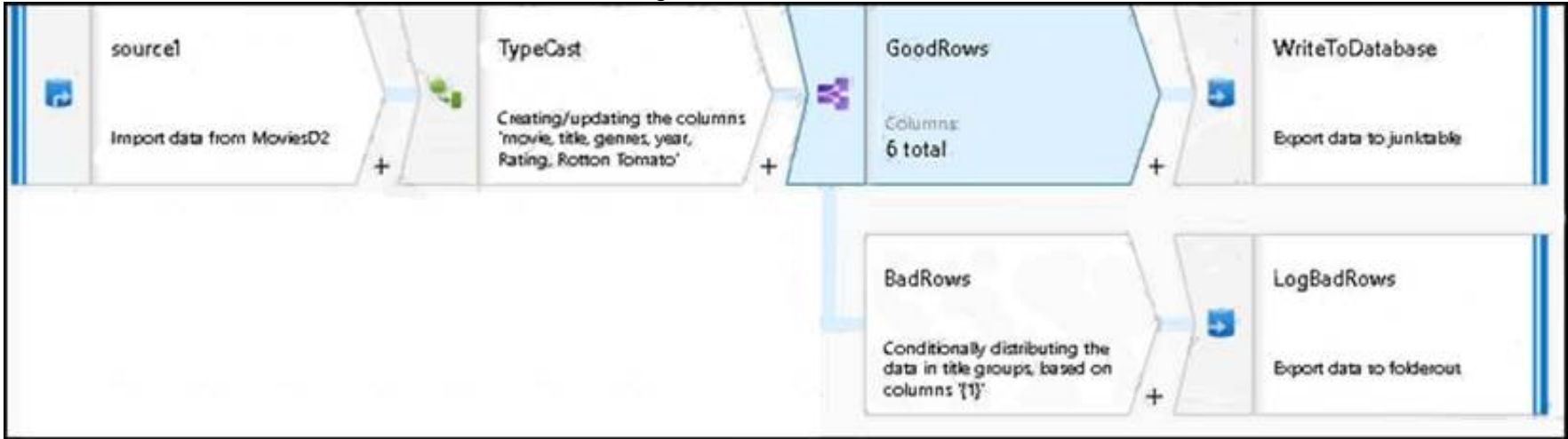
* 2. This conditional split transformation defines the maximum length of "title" to be five. Any row that is less than or equal to five will go into the GoodRows stream. Any row that is larger than five will go into the BadRows stream.

A:

* 3. Now we need to log the rows that failed. Add a sink transformation to the BadRows stream for logging. Here, we'll "auto-map" all of the fields so that we have logging of the complete transaction record. This is a text-delimited CSV file output to a single file in Blob Storage. We'll call the log file "badrows.csv".



* 4. The completed data flow is shown below. We are now able to split off error rows to avoid the SQL truncation errors and put those entries into a log file. Meanwhile, successful rows can continue to write to our target database.



Reference:
<https://docs.microsoft.com/en-us/azure/data-factory/how-to-data-flow-error-rows>

NEW QUESTION 252

- (Exam Topic 3)
You have an Azure Synapse Analytics serverless SQL pool, an Azure Synapse Analytics dedicated SQL pool, an Apache Spark pool, and an Azure Data Lake Storage Gen2 account.
You need to create a table in a lake database. The table must be available to both the serverless SQL pool and the Spark pool.
Where should you create the table, and Which file format should you use for data in the table? TO answer, select the appropriate options in the answer area.
NOTE: Each correct selection is worth one point.

Create the table in:
The dedicated SQL pool
The serverless SQL pool
The Spark pool

File format:
Apache Parquet
Delta
JSON

- A. Mastered
- B. Not Mastered

Answer: A

Explanation:
The dedicated SQL pool Apache Parquet

NEW QUESTION 254

- (Exam Topic 3)
You have a SQL pool in Azure Synapse.
A user reports that queries against the pool take longer than expected to complete. You need to add monitoring to the underlying storage to help diagnose the issue.
Which two metrics should you monitor? Each correct answer presents part of the solution. NOTE: Each correct selection is worth one point.

- A. Cache used percentage

- B. DWU Limit
- C. Snapshot Storage Size
- D. Active queries
- E. Cache hit percentage

Answer: AE

Explanation:

A: Cache used is the sum of all bytes in the local SSD cache across all nodes and cache capacity is the sum of the storage capacity of the local SSD cache across all nodes.

E: Cache hits is the sum of all columnstore segments hits in the local SSD cache and cache miss is the columnstore segments misses in the local SSD cache summed across all nodes

Reference:

<https://docs.microsoft.com/en-us/azure/synapse-analytics/sql-data-warehouse/sql-data-warehouse-concept-resou>

NEW QUESTION 259

- (Exam Topic 3)

You need to schedule an Azure Data Factory pipeline to execute when a new file arrives in an Azure Data Lake Storage Gen2 container.

Which type of trigger should you use?

- A. on-demand
- B. tumbling window
- C. schedule
- D. event

Answer: D

Explanation:

Event-driven architecture (EDA) is a common data integration pattern that involves production, detection, consumption, and reaction to events. Data integration scenarios often require Data Factory customers to trigger pipelines based on events happening in storage account, such as the arrival or deletion of a file in Azure Blob Storage account.

Reference:

<https://docs.microsoft.com/en-us/azure/data-factory/how-to-create-event-trigger>

NEW QUESTION 264

- (Exam Topic 3)

You plan to implement an Azure Data Lake Storage Gen2 container that will contain CSV files. The size of the files will vary based on the number of events that occur per hour.

File sizes range from 4.KB to 5 GB.

You need to ensure that the files stored in the container are optimized for batch processing. What should you do?

- A. Compress the files.
- B. Merge the files.
- C. Convert the files to JSON
- D. Convert the files to Avro.

Answer: D

Explanation:

Avro supports batch and is very relevant for streaming.

Note: Avro is framework developed within Apache's Hadoop project. It is a row-based storage format which is widely used as a serialization process. AVRO stores its schema in JSON format making it easy to read and interpret by any program. The data itself is stored in binary format by doing it compact and efficient.

Reference:

<https://www.adaltas.com/en/2020/07/23/benchmark-study-of-different-file-format/>

NEW QUESTION 268

- (Exam Topic 3)

You have the following Azure Stream Analytics query.

WITH

```
step1 AS (SELECT *
FROM input1
PARTITION BY StateID
INTO 10),
step2 AS (SELECT *
FROM input2
PARTITION BY StateID
INTO 10)

SELECT *
INTO output
FROM step1
PARTITION BY StateID
UNION
SELECT * INTO output
FROM step2
PARTITION BY StateID
```

For each of the following statements, select Yes if the statement is true. Otherwise, select No.
NOTE: Each correct selection is worth one point.

Statements	Yes	No
The query combines two streams of partitioned data.	<input type="radio"/>	<input type="radio"/>
The stream scheme key and count must match the output scheme.	<input type="radio"/>	<input type="radio"/>
Providing 60 streaming units will optimize the performance of the query.	<input type="radio"/>	<input type="radio"/>

- A. Mastered
- B. Not Mastered

Answer: A

Explanation:

Box 1: No

Note: You can now use a new extension of Azure Stream Analytics SQL to specify the number of partitions of a stream when reshuffling the data.

The outcome is a stream that has the same partition scheme. Please see below for an example: WITH step1 AS (SELECT * FROM [input1] PARTITION BY DeviceID INTO 10),

step2 AS (SELECT * FROM [input2] PARTITION BY DeviceID INTO 10)

SELECT * INTO [output] FROM step1 PARTITION BY DeviceID UNION step2 PARTITION BY DeviceID Note: The new extension of Azure Stream Analytics SQL includes a keyword INTO that allows you to specify the number of partitions for a stream when performing reshuffling using a PARTITION BY statement.

Box 2: Yes

When joining two streams of data explicitly repartitioned, these streams must have the same partition key and partition count.

Box 3: Yes

Streaming Units (SUs) represents the computing resources that are allocated to execute a Stream Analytics job. The higher the number of SUs, the more CPU and memory resources are allocated for your job.

In general, the best practice is to start with 6 SUs for queries that don't use PARTITION BY. Here there are 10 partitions, so $6 \times 10 = 60$ SUs is good.

Note: Remember, Streaming Unit (SU) count, which is the unit of scale for Azure Stream Analytics, must be adjusted so the number of physical resources available to the job can fit the partitioned flow. In general, six SUs is a good number to assign to each partition. In case there are insufficient resources assigned to the job, the system will only apply the repartition if it benefits the job.

Reference:

<https://azure.microsoft.com/en-in/blog/maximize-throughput-with-repartitioning-in-azure-stream-analytics/> <https://docs.microsoft.com/en-us/azure/stream-analytics/stream-analytics-streaming-unit-consumption>

NEW QUESTION 271

- (Exam Topic 3)

You are designing a financial transactions table in an Azure Synapse Analytics dedicated SQL pool. The table will have a clustered columnstore index and will include the following columns:

- TransactionType: 40 million rows per transaction type
- CustomerSegment: 4 million per customer segment
- TransactionMonth: 65 million rows per month
- AccountType: 500 million per account type

You have the following query requirements:

- Analysts will most commonly analyze transactions for a given month.
- Transactions analysis will typically summarize transactions by transaction type, customer segment, and/or account type

You need to recommend a partition strategy for the table to minimize query times. On which column should you recommend partitioning the table?

- A. CustomerSegment
- B. AccountType
- C. TransactionType
- D. TransactionMonth

Answer: C

Explanation:

For optimal compression and performance of clustered columnstore tables, a minimum of 1 million rows per distribution and partition is needed. Before partitions are created, dedicated SQL pool already divides each table into 60 distributed databases.

Example: Any partitioning added to a table is in addition to the distributions created behind the scenes. Using this example, if the sales fact table contained 36 monthly partitions, and given that a dedicated SQL pool has 60 distributions, then the sales fact table should contain 60 million rows per month, or 2.1 billion rows when all months are populated. If a table contains fewer than the recommended minimum number of rows per partition, consider using fewer partitions in order to increase the number of rows per partition.

NEW QUESTION 275

- (Exam Topic 3)

You have a data warehouse in Azure Synapse Analytics.

You need to ensure that the data in the data warehouse is encrypted at rest. What should you enable?

- A. Advanced Data Security for this database
- B. Transparent Data Encryption (TDE)
- C. Secure transfer required
- D. Dynamic Data Masking

Answer: B

Explanation:

Azure SQL Database currently supports encryption at rest for Microsoft-managed service side and client-side encryption scenarios.

➤ Support for server encryption is currently provided through the SQL feature called Transparent Data Encryption.

➤ Client-side encryption of Azure SQL Database data is supported through the Always Encrypted feature. Reference:

<https://docs.microsoft.com/en-us/azure/security/fundamentals/encryption-atrest>

NEW QUESTION 278

.....

Thank You for Trying Our Product

* 100% Pass or Money Back

All our products come with a 90-day Money Back Guarantee.

* One year free update

You can enjoy free update one year. 24x7 online support.

* Trusted by Millions

We currently serve more than 30,000,000 customers.

* Shop Securely

All transactions are protected by VeriSign!

100% Pass Your DP-203 Exam with Our Prep Materials Via below:

<https://www.certleader.com/DP-203-dumps.html>