



**Cisco**

## **Exam Questions 300-715**

Implementing and Configuring Cisco Identity Services Engine (SISE)

NEW QUESTION 1

Select and Place

uses username and password for authentication

uses certificates for authentication

changes credentials through the admin portal

supports fragmentation after the tunnel is established

uses the X.509 format

supports auto-enrollment for obtaining credentials

PEAP-MSCHAPv2

PEAP-EAP-TLS

- A. Mastered
- B. Not Mastered

Answer: A

Explanation:

uses username and password for authentication

uses certificates for authentication

changes credentials through the admin portal

supports fragmentation after the tunnel is established

uses the X.509 format

supports auto-enrollment for obtaining credentials

PEAP-MSCHAPv2

uses username and password for authentication

changes credentials through the admin portal

supports fragmentation after the tunnel is established

PEAP-EAP-TLS

uses certificates for authentication

uses the X.509 format

supports auto-enrollment for obtaining credentials

NEW QUESTION 2

An engineer is configuring a virtual Cisco ISE deployment and needs each persona to be on a different node. Which persona should be configured with the largest amount of storage in this environment?

- A. policy Services
- B. Primary Administration
- C. Monitoring and Troubleshooting
- D. Platform Exchange Grid

Answer: C

NEW QUESTION 3

Which two features should be used on Cisco ISE to enable the TACACS+ feature? (Choose two )

- A. External TACACS Servers
- B. Device Admin Service
- C. Device Administration License
- D. Server Sequence
- E. Command Sets

Answer: BC

#### NEW QUESTION 4

Drag the steps to configure a Cisco ISE node as a primary administration node from the left into the correct order on the right.

Select the check box next to the current node, and then click Edit.	Step 1
Click Save.	Step 2
Choose Administration > System > Deployment.	Step 3
Click Make Primary.	Step 4

- A. Mastered
- B. Not Mastered

Answer: A

#### Explanation:

[https://www.cisco.com/c/en/us/td/docs/security/ise/2-4/admin\\_guide/b\\_ise\\_admin\\_guide\\_24/b\\_ise\\_admin\\_guide](https://www.cisco.com/c/en/us/td/docs/security/ise/2-4/admin_guide/b_ise_admin_guide_24/b_ise_admin_guide)

Step 1

Choose Administration > System > Deployment.

The Register button will be disabled initially. To enable this button, you must configure a Primary PAN.

Step 2

Check the check box next to the current node, and click Edit.

Step 3

Click Make Primary

to configure your Primary PAN.

Step 4

Enter data on the General Settings

Step 5

tab.

Click Save to save the node configuration.

#### NEW QUESTION 5

An administrator is adding a switch to a network that is running Cisco ISE and is only for IP Phones The phones do not have the ability to authenticate via 802.1X Which command is needed on each switch port for authentication?

- A. dot1x system-auth-control
- B. enable bypass-mac
- C. enable network-authentication
- D. mab

Answer: D

#### Explanation:

[https://www.cisco.com/en/US/docs/ios/xml/ios/sec\\_usr\\_aaa/configuration/15-2mt/sec-config-mab.html](https://www.cisco.com/en/US/docs/ios/xml/ios/sec_usr_aaa/configuration/15-2mt/sec-config-mab.html)

#### NEW QUESTION 6

A network administrator notices that after a company-wide shut down, many users cannot connect their laptops to the corporate SSID. What must be done to permit access in a timely manner?

- A. Authenticate the user's system to the secondary Cisco ISE node and move this user to the primary with the renewed certificate.
- B. Connect this system as a guest user and then redirect the web auth protocol to log in to the network.
- C. Add a certificate issue from the CA server, revoke the expired certificate, and add the new certificate in system.
- D. Allow authentication for expired certificates within the EAP-TLS section under the allowed protocols.

Answer: A

#### NEW QUESTION 7

An engineer is configuring web authentication and needs to allow specific protocols to permit DNS traffic. Which type of access list should be used for this configuration?

- A. reflexive ACL
- B. extended ACL
- C. standard ACL
- D. numbered ACL

Answer: B

NEW QUESTION 8

What is a valid status of an endpoint attribute during the device registration process?

- A. block listed
- B. pending
- C. unknown
- D. DenyAccess

Answer: B

NEW QUESTION 9

A Cisco device has a port configured in multi-authentication mode and is accepting connections only from hosts assigned the SGT of SGT\_0422048549 The VLAN trunk link supports a maximum of 8 VLANS What is the reason for these restrictions?

- A. The device is performing inline tagging without acting as a SXP speaker
- B. The device is performing mime tagging while acting as a SXP speaker
- C. The IP subnet addresses are dynamically mapped to an SGT.
- D. The IP subnet addresses are statically mapped to an SGT

Answer: C

NEW QUESTION 10

An organization wants to enable web-based guest access for both employees and visitors The goal is to use a single portal for both user types Which two authentication methods should be used to meet this requirement? (Choose two )

- A. LDAP
- B. 802 1X
- C. Certificate-based
- D. LOCAL
- E. MAC based

Answer: DE

NEW QUESTION 10

An administrator is configuring posture with Cisco ISE and wants to check that specific services are present on the workstations that are attempting to access the network. What must be configured to accomplish this goal?

- A. Create a registry posture condition using a non-OPSWAT API version.
- B. Create an application posture condition using a OPSWAT API version.
- C. Create a compound posture condition using a OPSWAT API version.
- D. Create a service posture condition using a non-OPSWAT API version.

Answer: D

NEW QUESTION 15

Select and Place

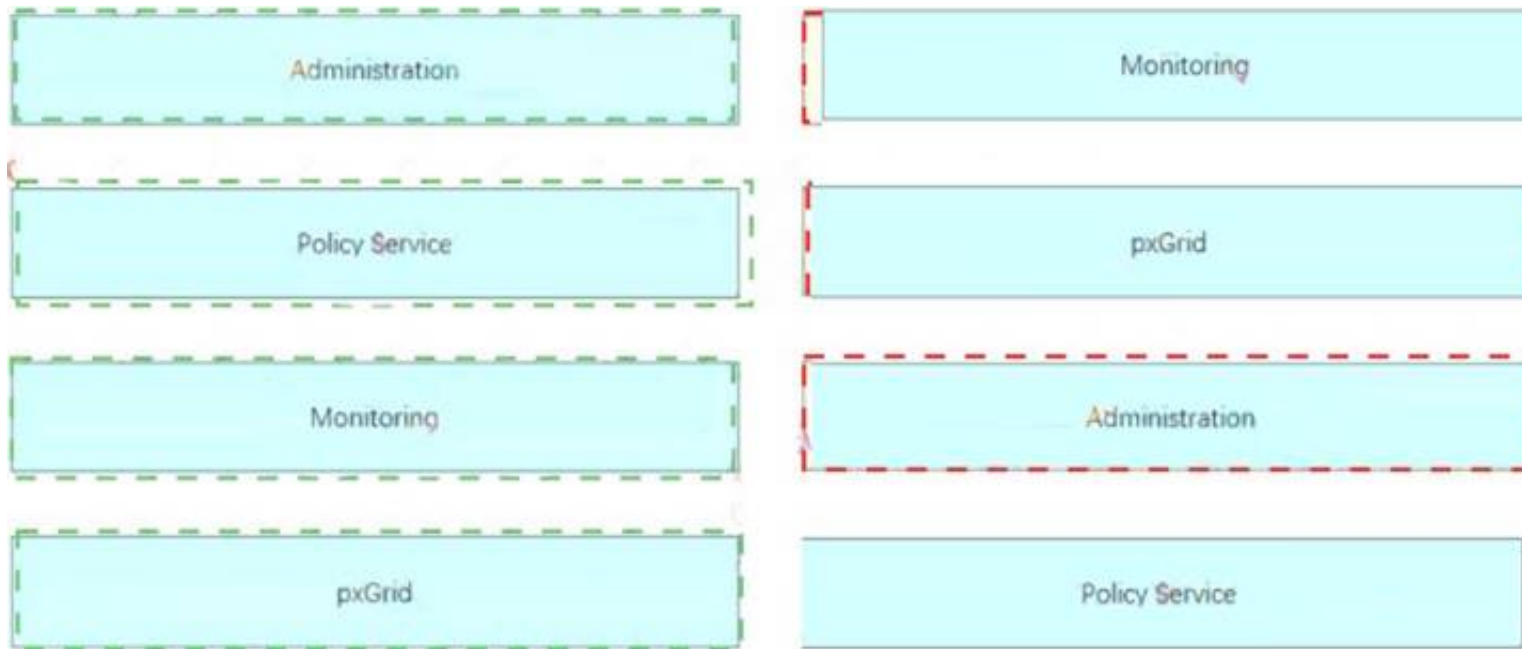
Administration	provides advanced troubleshooting tools that can be used to effectively manage the network and resources
Policy Service	shares context sensitive information from Cisco ISE to subscenes
Monitoring	manages all system-related configuration and configurations that relate to functionality such as authentication, automation, and auditing
pxGrid	provides network access, posture, guest access, client provisioning and profiling services, and evaluates the policies to make all decisions

- A. Mastered
- B. Not Mastered

Answer: A

Explanation:





#### NEW QUESTION 19

A company is attempting to improve their BYOD policies and restrict access based on certain criteria. The company's subnets are organized by building. Which attribute should be used in order to gain access based on location?

- A. static group assignment
- B. IP address
- C. device registration status
- D. MAC address

**Answer:** A

#### Explanation:

[https://www.cisco.com/c/en/us/td/docs/security/ise/2-1/admin\\_guide/b\\_ise\\_admin\\_guide\\_21/b\\_ise\\_admin\\_](https://www.cisco.com/c/en/us/td/docs/security/ise/2-1/admin_guide/b_ise_admin_guide_21/b_ise_admin_)

#### NEW QUESTION 22

A user changes the status of a device to stolen in the My Devices Portal of Cisco ISE. The device was originally onboarded in the BYOD wireless Portal without a certificate. The device is found later, but the user cannot re-onboard the device because Cisco ISE assigned the device to the Blocklist endpoint identity group. What must the user do in the My Devices Portal to resolve this issue?

- A. Manually remove the device from the Blocklist endpoint identity group.
- B. Change the device state from Stolen to Not Registered.
- C. Change the BYOD registration attribute of the device to None.
- D. Delete the device, and then re-add the device.

**Answer:** B

#### NEW QUESTION 27

Refer to the exhibit.

```
Switch(config)# gigabitEthernet 1/0/2

Switch(config)# authentication port-control auto

Switch(config)# authentication host-mode multi-auth
```

In which scenario does this switch configuration apply?

- A. when allowing a hub with multiple clients connected
- B. when passing IP phone authentication
- C. when allowing multiple IP phones to be connected
- D. when preventing users with hypervisor

**Answer:** A

#### Explanation:

[https://www.linkedin.com/pulse/mac-authentication-bypass-priyanka-kumari#:~:text=Multi%2Dauthentication%](https://www.linkedin.com/pulse/mac-authentication-bypass-priyanka-kumari#:~:text=Multi%2Dauthentication%2D)

#### NEW QUESTION 31

An engineer is configuring web authentication using non-standard ports and needs the switch to redirect traffic to the correct port. Which command should be used to accomplish this task?

- A. permit tcp any any eq <port number>
- B. aaa group server radius proxy
- C. ip http port <port number>
- D. aaa group server radius

**Answer:** C

### NEW QUESTION 33

An administrator is configuring the Native Supplicant Profile to be used with the Cisco ISE posture agents and needs to test the connection using wired devices to determine which profile settings are available. Which two configuration settings should be used to accomplish this task? (Choose two.)

- A. authentication mode
- B. proxy host/IP
- C. certificate template
- D. security
- E. allowed protocol

**Answer:** CE

### NEW QUESTION 38

A network engineer has been tasked with enabling a switch to support standard web authentication for Cisco ISE. This must include the ability to provision for URL redirection on authentication Which two commands must be entered to meet this requirement? (Choose two)

- A. Ip http secure-authentication
- B. Ip http server
- C. Ip http redirection
- D. Ip http secure-server
- E. Ip http authentication

**Answer:** BD

### Explanation:

[https://www.cisco.com/en/US/docs/switches/lan/catalyst3850/software/release/3.2\\_0\\_se/multibook/configuratio](https://www.cisco.com/en/US/docs/switches/lan/catalyst3850/software/release/3.2_0_se/multibook/configuratio)

### NEW QUESTION 43

Which supplicant(s) and server(s) are capable of supporting EAP-CHAINING?

- A. Cisco AnyConnect NAM and Cisco Identity Service Engine
- B. Cisco AnyConnect NAM and Cisco Access Control Server
- C. Cisco Secure Services Client and Cisco Access Control Server
- D. Windows Native Supplicant and Cisco Identity Service Engine

**Answer:** A

### NEW QUESTION 46

During a 802 1X deployment, an engineer must identify failed authentications without causing problems for the connected endpoint. Which command will successfully achieve this"

- A. dot1x system-auth-control
- B. dot1x pae authenticator
- C. authentication open
- D. authentication port-control auto

**Answer:** C

### NEW QUESTION 47

Which protocol must be allowed for a BYOD device to access the BYOD portal?

- A. HTTP
- B. SMTP
- C. HTTPS
- D. SSH

**Answer:** C

### NEW QUESTION 52

An administrator is configuring a new profiling policy within Cisco ISE The organization has several endpoints that are the same device type and all have the same Block ID in their MAC address. The profiler does not currently have a profiling policy created to categorize these endpoints. therefore a custom profiling policy must be created Which condition must the administrator use in order to properly profile an ACME AI Connector endpoint for network access with MAC address <MAC ADDRESS>?

- A. MAC\_OUI\_STARTSWITH\_<MACADDRESS>
- B. CDP\_cdpCacheDeviceID\_CONTAINS\_<MACADDRESS>
- C. MAC\_MACAddress\_CONTAINS\_<MACADDRESS>
- D. Radius Called Station-ID STARTSWITH <MACADDRESS>

**Answer:** D

### NEW QUESTION 56

In a Cisco ISE split deployment model, which load is split between the nodes?

- A. AAA

- B. network admission
- C. log collection
- D. device admission

**Answer:** A

**Explanation:**

[https://www.cisco.com/c/en/us/td/docs/security/ise/2-6/install\\_guide/b\\_ise\\_InstallationGuide26.pdf](https://www.cisco.com/c/en/us/td/docs/security/ise/2-6/install_guide/b_ise_InstallationGuide26.pdf)

**NEW QUESTION 58**

A network administrator changed a Cisco ISE deployment from pilot to production and noticed that the JVM memory utilization increased significantly. The administrator suspects this is due to replication between the nodes What must be configured to minimize performance degradation?

- A. Review the profiling policies for any misconfiguration
- B. Enable the endpoint attribute filter
- C. Change the reauthenticate interval.
- D. Ensure that Cisco ISE is updated with the latest profiler feed update

**Answer:** B

**Explanation:**

[https://www.cisco.com/c/en/us/td/docs/security/ise/2-3/admin\\_guide/b\\_ise\\_admin\\_guide\\_23/b\\_ise\\_admin\\_guide](https://www.cisco.com/c/en/us/td/docs/security/ise/2-3/admin_guide/b_ise_admin_guide_23/b_ise_admin_guide)

**NEW QUESTION 59**

What is a requirement for Feed Service to work?

- A. TCP port 3080 must be opened between Cisco ISE and the feed server
- B. Cisco ISE has a base license.
- C. Cisco ISE has access to an internal server to download feed update
- D. Cisco ISE has Internet access to download feed update

**Answer:** C

**NEW QUESTION 61**

An engineer is configuring sponsored guest access and needs to limit each sponsored guest to a maximum of two devices. There are other guest services in production that rely on the default guest types. How should this configuration change be made without disrupting the other guest services currently offering three or more guest devices per user?

- A. Create an ISE identity group to add users to and limit the number of logins via the group configuration.
- B. Create a new guest type and set the maximum number of devices sponsored guests can register
- C. Create an LDAP login for each guest and tag that in the guest portal for authentication.
- D. Create a new sponsor group and adjust the settings to limit the devices for each guest.

**Answer:** D

**NEW QUESTION 64**

When configuring an authorization policy, an administrator cannot see specific Active Directory groups present in their domain to be used as a policy condition. However, other groups that are in the same domain are seen What is causing this issue?

- A. Cisco ISE only sees the built-in groups, not user created ones
- B. The groups are present but need to be manually typed as conditions
- C. Cisco ISE's connection to the AD join point is failing
- D. The groups are not added to Cisco ISE under the AD join point

**Answer:** D

**Explanation:**

[https://www.youtube.com/watch?v=0kuEZEo564s&ab\\_channel=CiscoISE-IdentityServicesEngine](https://www.youtube.com/watch?v=0kuEZEo564s&ab_channel=CiscoISE-IdentityServicesEngine)

**NEW QUESTION 67**

Which two components are required for creating a Native Supplicant Profile within a BYOD flow? (Choose two)

- A. Windows Settings
- B. Connection Type
- C. iOS Settings
- D. Redirect ACL
- E. Operating System

**Answer:** BE

**Explanation:**

[https://www.cisco.com/c/en/us/td/docs/security/ise/2-1/admin\\_guide/b\\_ise\\_admin\\_guide\\_21/b\\_ise\\_admin\\_](https://www.cisco.com/c/en/us/td/docs/security/ise/2-1/admin_guide/b_ise_admin_guide_21/b_ise_admin_)

**NEW QUESTION 70**

What must match between Cisco ISE and the network access device to successfully authenticate endpoints?

- A. SNMP version
- B. shared secret
- C. certificate
- D. profile

**Answer:** B

**Explanation:**

[https://www.cisco.com/en/US/docs/security/ise/1.0/user\\_guide/ise10\\_man\\_network\\_devices.html](https://www.cisco.com/en/US/docs/security/ise/1.0/user_guide/ise10_man_network_devices.html)

**NEW QUESTION 71**

What are two differences of TACACS+ compared to RADIUS? (Choose two.)

- A. TACACS+ uses a connectionless transport protocol, whereas RADIUS uses a connection-oriented transport protocol.
- B. TACACS+ encrypts the full packet payload, whereas RADIUS only encrypts the password.
- C. TACACS+ only encrypts the password, whereas RADIUS encrypts the full packet payload.
- D. TACACS+ uses a connection-oriented transport protocol, whereas RADIUS uses a connectionless transport protocol.
- E. TACACS+ supports multiple sessions per user, whereas RADIUS supports one session per user.

**Answer:** BD

**NEW QUESTION 74**

An engineer is working with a distributed deployment of Cisco ISE and needs to configure various network probes to collect a set of attributes from the used to accomplish this task?

- A. policy service
- B. monitoring
- C. pxGrid
- D. primary policy administrator

**Answer:** B

**NEW QUESTION 76**

When creating a policy within Cisco ISE for network access control, the administrator wants to allow different access restrictions based upon the wireless SSID to which the device is connecting. Which policy condition must be used in order to accomplish this?

- A. Network Access NetworkDeviceName CONTAINS <SSID Name>
- B. DEVICE Device Type CONTAINS <SSID Name>
- C. Radius Called-Station-ID CONTAINS <SSID Name>
- D. Airespace Airespace-Wlan-Id CONTAINS <SSID Name>

**Answer:** C

**Explanation:**

<https://www.cisco.com/c/en/us/support/docs/security/identity-services-engine/115734-ise-policies-ssid-00.h>

**NEW QUESTION 81**

What is a difference between RADIUS and TACACS+?

- A. RADIUS uses connection-oriented transport, and TACACS+ uses best-effort delivery.
- B. RADIUS offers multiprotocol support, and TACACS+ supports only IP traffic.
- C. RADIUS combines authentication and authorization functions, and TACACS+ separates them.
- D. RADIUS supports command accounting, and TACACS+ does not.

**Answer:** C

**NEW QUESTION 83**

Which two fields are available when creating an endpoint on the context visibility page of Cisco IS? (Choose two)

- A. Policy Assignment
- B. Endpoint Family
- C. Identity Group Assignment
- D. Security Group Tag
- E. IP Address

**Answer:** AC

**NEW QUESTION 86**

A network administrator must configura endpoints using an 802 1X authentication method with EAP identity certificates that are provided by the Cisco ISE When the endpoint presents the identity certificate to Cisco ISE to validate the certificate, endpoints must be authorized to connect to the network Which EAP type must be configured by the network administrator to complete this task?

- A. EAP-PEAP-MSCHAPv2
- B. EAP-TTLS
- C. EAP-FAST
- D. EAP-TLS



Answer: D

Explanation:

<https://docs.microsoft.com/en-us/troubleshoot/windows-server/networking/certificate-requirements-eap-tls-peap> about EAP FAST  
<https://www.cisco.com/c/en/us/support/docs/wireless-mobility/eap-fast/200322-Understanding-EAP-FAST-and->

NEW QUESTION 87

An engineer is configuring Cisco ISE for guest services They would like to have any unregistered guests redirected to the guest portal for authentication then have a CoA provide them with full access to the network that is segmented via firewalls Why is the given configuration failing to accomplish this goal?

- A. The Guest Flow condition is not in the line that gives access to the quest portal
- B. The Network\_Access\_Authentication\_Passed condition will not work with guest services for portal access.
- C. The Permit Access result is not set to restricted access in its policy line
- D. The Guest Portal and Guest Access policy lines are in the wrong order

Answer: D

NEW QUESTION 88

Refer to the exhibit.

```
Switch(config)# aaa new-model
Switch(config)# aaa authentication dot1x default group radius
Switch(config)# aaa authorization network default group radius
```

A network engineers configuring the switch to accept downloadable ACLs from a Cisco ISC server Which two commands should be run to complete the configuration? (Choose two)

- A. aaa authorization auth-proxy default group radius
- B. radius server vsa sand authentication
- C. radius-server attribute 8 include-in-access-req
- D. ip device tracking
- E. dot1x system-auth-control

Answer: BC

NEW QUESTION 91

A network engineer must enforce access control using special tags, without re-engineering the network design. Which feature should be configured to achieve this in a scalable manner?

- A. SGT
- B. dACL
- C. VLAN
- D. RBAC

Answer: A

NEW QUESTION 95

An engineer needs to export a file in CSV format, encrypted with the password C1\$c0438563935, and contains users currently configured in Cisco ISE. Drag and drop the steps from the left into the sequence on the right to complete this task.

Click Export Selected, click Key, and enter the password.	1
Click Administration, and then click Identity Management.	2
Click Start Export, and then click OK.	3
Click Identities, click Users, and then select the list of users.	4

- A. Mastered
- B. Not Mastered

Answer: A

Explanation:

Graphical user interface, text, application Description automatically generated

NEW QUESTION 99

An engineer is configuring the remote access VPN to use Cisco ISE for AAA and needs to conduct posture checks on the connecting endpoints After the endpoint connects, it receives its initial authorization result and continues onto the compliance scan What must be done for this AAA configuration to allow compliant access to the network?

- A. Configure the posture authorization so it defaults to unknown status
- B. Fix the CoA port number
- C. Ensure that authorization only mode is not enabled
- D. Enable dynamic authorization within the AAA server group

Answer: D

NEW QUESTION 101

Which two values are compared by the binary comparison (unction in authentication that is based on Active Directory?

- A. subject alternative name and the common name
- B. MS-CHAPv2 provided machine credentials and credentials stored in Active Directory
- C. user-presented password hash and a hash stored in Active Directory
- D. user-presented certificate and a certificate stored in Active Directory

Answer: A

Explanation:

Basic certificate checking does not require an identity source. If you want binary comparison checking for the certificates, you must select an identity source. If you select Active Directory as an identity source, subject and common name and subject alternative name (all values) can be used to look up a user.  
[https://www.cisco.com/c/en/us/td/docs/security/ise/1-3/admin\\_guide/b\\_ise\\_admin\\_guide\\_13/b\\_ise\\_admin\\_guide\\_sample\\_chapter\\_01110.html](https://www.cisco.com/c/en/us/td/docs/security/ise/1-3/admin_guide/b_ise_admin_guide_13/b_ise_admin_guide_sample_chapter_01110.html)

NEW QUESTION 105

An administrator is configuring sponsored guest access using Cisco ISE Access must be restricted to the sponsor portal to ensure that only necessary employees can issue sponsored accounts and employees must be classified to do so What must be done to accomplish this task?

- A. Configure an identity-based access list in Cisco ISE to restrict the users allowed to login
- B. Edit the sponsor portal to only accept members from the selected groups
- C. Modify the sponsor groups assigned to reflect the desired user groups
- D. Create an authorization rule using the Guest Flow condition to authorize the administrators

Answer: C

NEW QUESTION 107

An engineer needs to configure a compliance policy on Cisco ISE to ensure that the latest encryption software is running on the C drive of all endpoints. Drag and drop the configuration steps from the left into the sequence on the right to accomplish this task.

Answer Area

select Posture and Disk Encryption Condition	step 1
access the Disk Encryption Condition window	step 2
select the Encryption settings	step 3
access Policy Elements and Conditions	step 4

- A. Mastered
- B. Not Mastered

Answer: A

Explanation:

Diagram Description automatically generated

NEW QUESTION 110

A laptop was stolen and a network engineer added it to the block list endpoint identity group What must be done on a new Cisco ISE deployment to redirect the laptop and restrict access?

- A. Select DenyAccess within the authorization policy.
- B. Ensure that access to port 8443 is allowed within the ACL.
- C. Ensure that access to port 8444 is allowed within the ACL.

D. Select DROP under If Auth fail within the authentication policy.

**Answer:** C

**Explanation:**

[https://www.cisco.com/c/en/us/td/docs/security/ise/1-3/admin\\_guide/b\\_ise\\_admin\\_guide\\_13/b\\_ise\\_admin\\_guide](https://www.cisco.com/c/en/us/td/docs/security/ise/1-3/admin_guide/b_ise_admin_guide_13/b_ise_admin_guide)

#### NEW QUESTION 112

An engineer needs to configure a new certificate template in the Cisco ISE Internal Certificate Authority to prevent BYOD devices from needing to re-enroll when their MAC address changes. Which option must be selected in the Subject Alternative Name field?

- A. Common Name and GUID
- B. MAC Address and GUID
- C. Distinguished Name
- D. Common Name

**Answer:** B

**Explanation:**

The engineer needs to select the option of MAC Address and GUID in the Subject Alternative Name field when configuring a new certificate template in the Cisco ISE Internal Certificate Authority to prevent BYOD devices from needing to re-enroll when their MAC address changes.

#### NEW QUESTION 116

Which two features must be used on Cisco ISE to enable the TACACS. feature? (Choose two)

- A. Device Administration License
- B. Server Sequence
- C. Command Sets
- D. Enable Device Admin Service
- E. External TACACS Servers

**Answer:** AD

#### NEW QUESTION 120

Which two responses from the RADIUS server to NAS are valid during the authentication process? (Choose two)

- A. access-response
- B. access-request
- C. access-reserved
- D. access-accept
- E. access-challenge

**Answer:** BD

#### NEW QUESTION 122

A company manager is hosting a conference. Conference participants must connect to an open guest SSID and only use a preassigned code that they enter into the guest portal prior to gaining access to the network. How should the manager configure Cisco ISE to accomplish this goal?

- A. Create entries in the guest identity group for all participants.
- B. Create an access code to be entered in the AUP page.
- C. Create logins for each participant to give them sponsored access.
- D. Create a registration code to be entered on the portal splash page.

**Answer:** B

#### NEW QUESTION 125

A network administrator is configuring client provisioning resource policies for client machines and must ensure that an agent pop-up is presented to the client when attempting to connect to the network Which configuration item needs to be added to allow for this'?

- A. the client provisioning URL in the authorization policy
- B. a temporal agent that gets installed onto the system
- C. a remote posture agent proxying the network connection
- D. an API connection back to the client

**Answer:** C

#### NEW QUESTION 127

An administrator needs to allow guest devices to connect to a private network without requiring usernames and passwords. Which two features must be configured to allow for this? (Choose two.)

- A. hotspot guest portal
- B. device registration WebAuth
- C. central WebAuth
- D. local WebAuth
- E. self-registered guest portal

**Answer:** AB

#### NEW QUESTION 129

An administrator is configuring a Cisco WLC for web authentication Which two client profiling methods are enabled by default if the Apply Cisco ISE Default Settings check box has been selected'? (Choose two.)

- A. CDP
- B. DHCP
- C. HTTP
- D. SNMP
- E. LLDP

**Answer:** AE

#### NEW QUESTION 134

A network administrator must use Cisco ISE to check whether endpoints have the correct version of antivirus installed Which action must be taken to allow this capability?

- A. Configure a native supplicant profile to be used for checking the antivirus version
- B. Configure Cisco ISE to push the HostScan package to the endpoints to check for the antivirus version.
- C. Create a Cisco AnyConnect Network Visibility Module configuration profile to send the antivirus information of the endpoints to Cisco ISE.
- D. Create a Cisco AnyConnect configuration within Cisco ISE for the Compliance Module and associated configuration files

**Answer:** A

#### Explanation:

[https://www.cisco.com/c/en/us/td/docs/security/ise/1-2/user\\_guide/ise\\_client\\_prov.html](https://www.cisco.com/c/en/us/td/docs/security/ise/1-2/user_guide/ise_client_prov.html) About Anyconnect Network Visibility Module  
[https://www.cisco.com/c/en/us/td/docs/security/vpn\\_client/anyconnect/anyconnect45/administration/guide/b\\_An](https://www.cisco.com/c/en/us/td/docs/security/vpn_client/anyconnect/anyconnect45/administration/guide/b_An)

#### NEW QUESTION 136

While configuring Cisco TrustSec on Cisco IOS devices the engineer must set the CTS device ID and password in order for the devices to authenticate with each other. However after this is complete the devices are not able to properly authenticate What issue would cause this to happen even if the device ID and passwords are correct?

- A. The device aliases are not matching
- B. The SGT mappings have not been defined
- C. The devices are missing the configuration cts credentials trustsec verify 1
- D. EAP-FAST is not enabled

**Answer:** B

#### NEW QUESTION 139

An engineer is configuring static SGT classification. Which configuration should be used when authentication is disabled and third-party switches are in use?

- A. VLAN to SGT mapping
- B. IP Address to SGT mapping
- C. L3IF to SGT mapping
- D. Subnet to SGT mapping

**Answer:** B

#### Explanation:

<https://community.cisco.com/t5/security-knowledge-base/segmentation-strategy/ta-p/3757424>: "The method of sending out IP to SGT mappings from ISE is particularly useful if the access switch does not support TrustSec"

#### NEW QUESTION 143

An administrator for a small network is configuring Cisco ISE to provide dynamic network access to users. Management needs Cisco ISE to not automatically trigger a CoA whenever a profile change is detected. Instead, the administrator needs to verify the new profile and manually trigger a CoA. What must be configuring in the profiler to accomplish this goal?

- A. Port Bounce
- B. No CoA
- C. Session Query
- D. Reauth

**Answer:** B

#### Explanation:

<https://ciscocustomer.lookbookhq.com/iseguidedjourney/ISE-profiling-policies>

#### NEW QUESTION 145

Drag and drop the configuration steps from the left into the sequence on the right to install two Cisco ISE nodes in a distributed deployment.



Register the secondary node.	1
Define personas for the secondary node.	2
Enable Administration and Monitoring personas on the first node.	3
Configure the first node as the primary node.	4

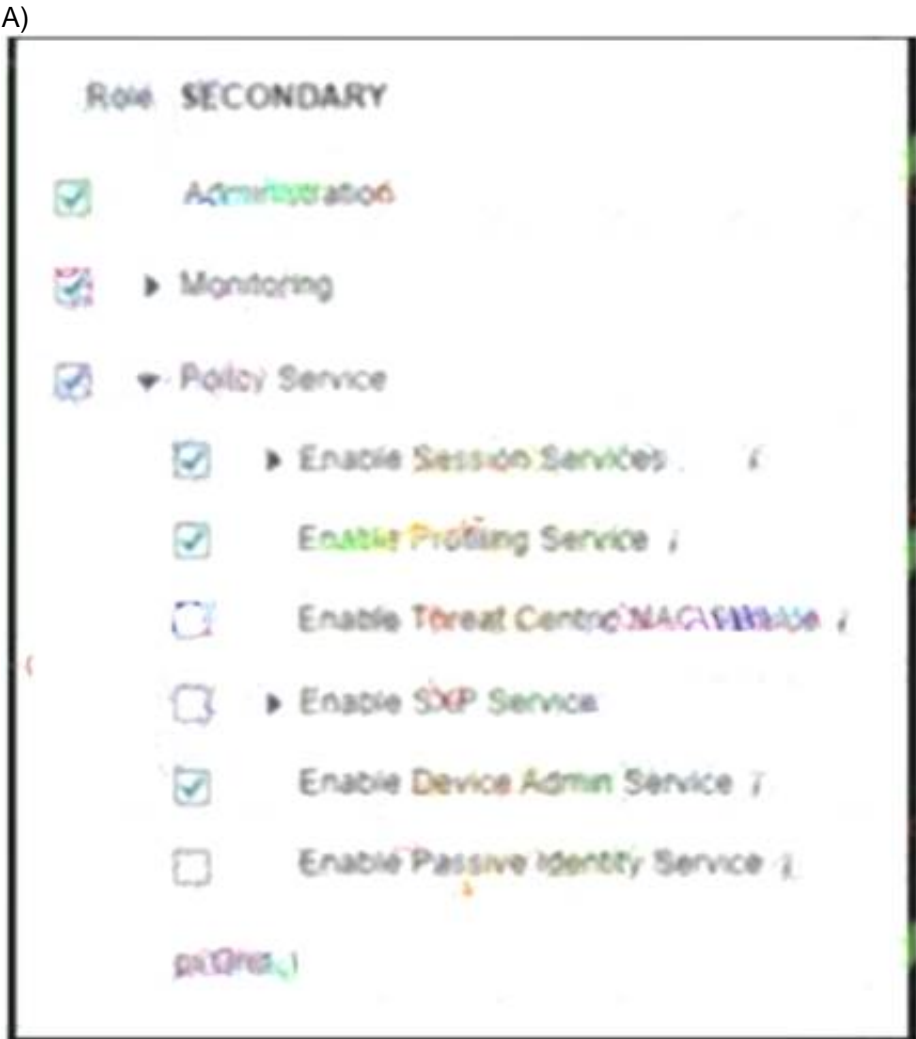
- A. Mastered
- B. Not Mastered

Answer: A

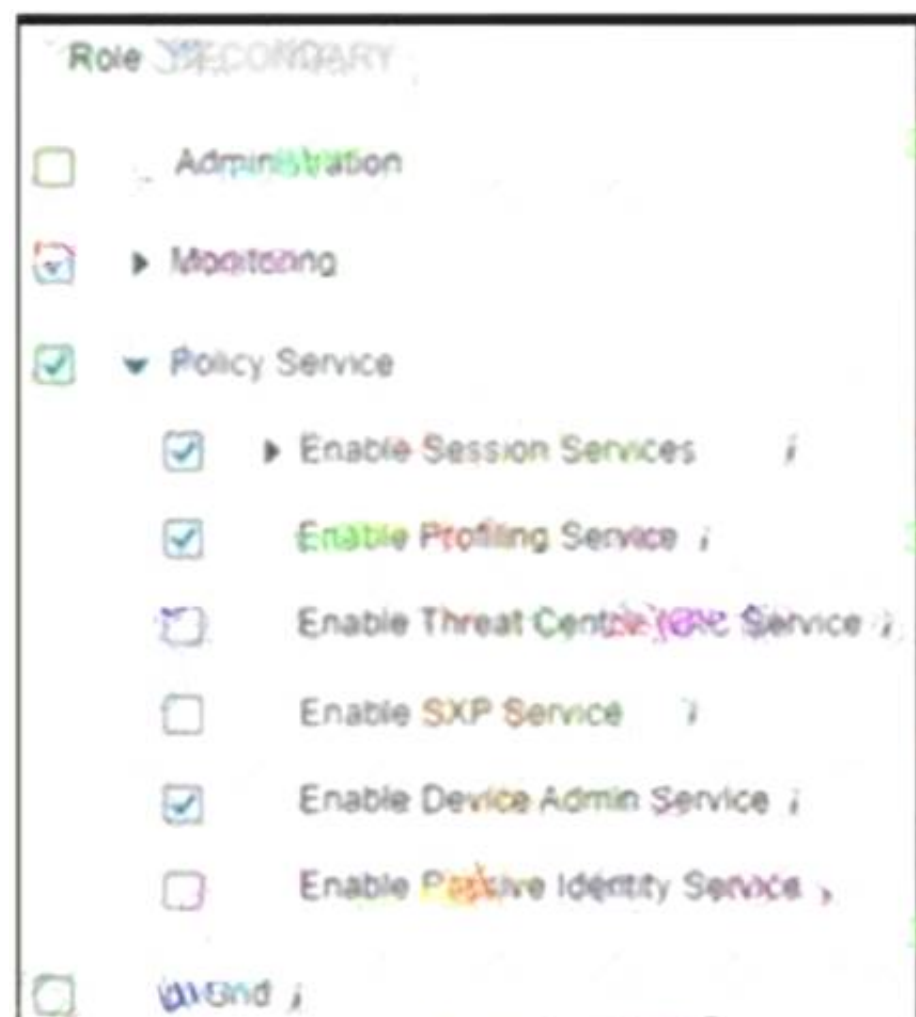
Explanation:  
Graphical user interface, text, application, email Description automatically generated

NEW QUESTION 148

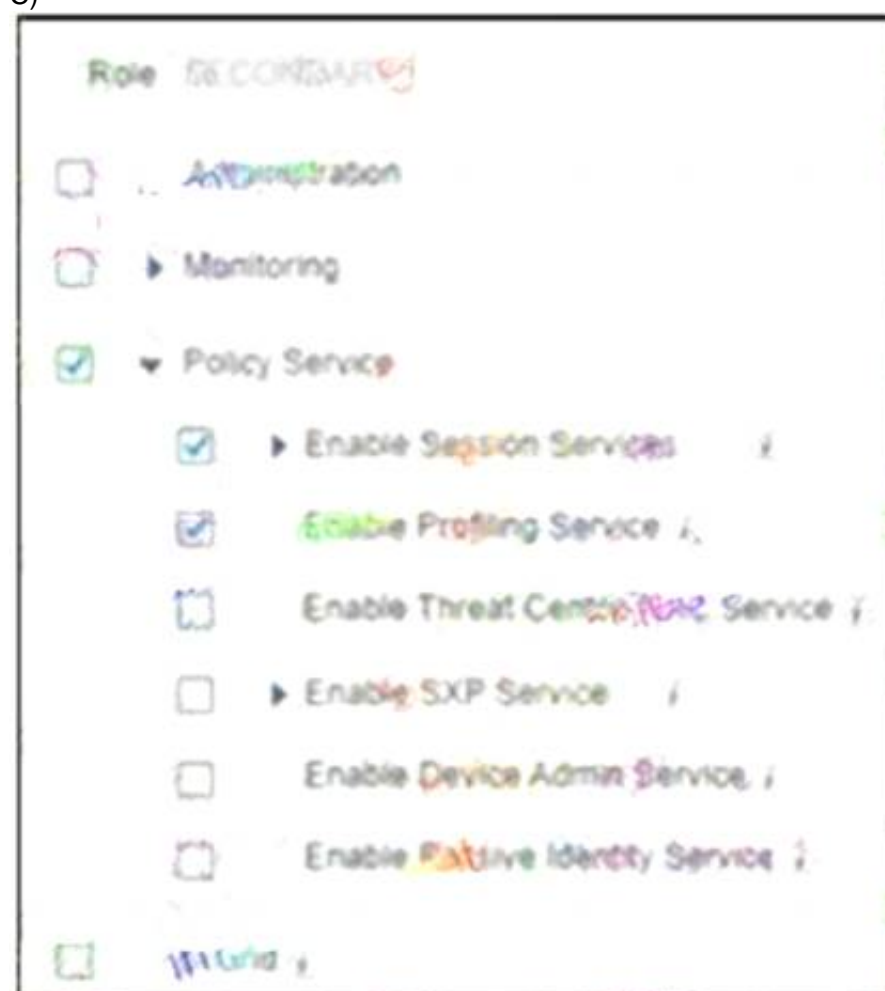
An engineer builds a five-node distributed Cisco ISE deployment The first two deployed nodes are responsible for the primary and secondary administration and monitoring personas Which persona configuration is necessary to have the remaining three Cisco ISE nodes serve as dedicated nodes in the Cisco ISE cube that is responsible only for handling the RADIUS and TACACS+ authentication requests, identity lookups, and policy evaluation?



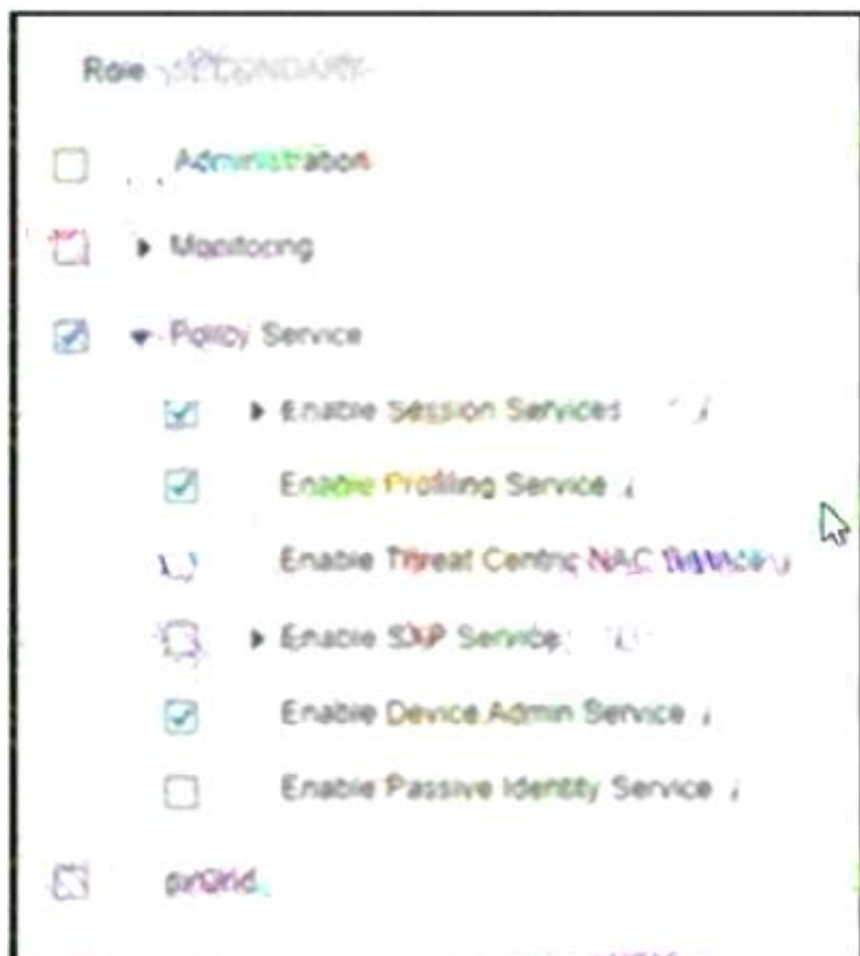
B)



C)



D)



- A. Option A
- B. Option B
- C. Option C
- D. Option D

**Answer:** D

#### NEW QUESTION 149

A network engineer is configuring Cisco TrustSec and needs to ensure that the Security Group Tag is being transmitted between two devices Where in the Layer 2 frame should this be verified?

- A. CMD field
- B. 802.1Q field
- C. Payload
- D. 802.1 AE header

**Answer:** A

#### Explanation:

[https://www.cisco.com/c/dam/global/en\\_ca/assets/ciscoconnect/2014/pdfs/policy\\_defined\\_segmentation\\_with\\_tr](https://www.cisco.com/c/dam/global/en_ca/assets/ciscoconnect/2014/pdfs/policy_defined_segmentation_with_tr) (slide 25)

#### NEW QUESTION 150

An organization is migrating its current guest network to Cisco ISE and has 1000 guest users in the current database There are no resources to enter this information into the Cisco ISE database manually. What must be done to accomplish this task efficiently?

- A. Use a CSV file to import the guest accounts
- B. Use SQL to link me existing database to Ctsco ISE
- C. Use a JSON fie to automate the migration of guest accounts
- D. Use an XML file to change the existing format to match that of Cisco ISE

**Answer:** A

#### NEW QUESTION 153

A network administrator is currently using Cisco ISE to authenticate devices and users via 802.1X There is now a need to also authorize devices and users using EAP-TLS. Which two additional components must be configured in Cisco ISE to accomplish this'? (Choose two.)

- A. Network Device Group
- B. Serial Number attribute that maps to a CA Server
- C. Common Name attribute that maps to an identity store
- D. Certificate Authentication Profile
- E. EAP Authorization Profile

**Answer:** CD

#### NEW QUESTION 156

Which profiling probe collects the user-agent string?

- A. DHCP
- B. AD

- C. HTTP
- D. NMAP

**Answer:** C

#### NEW QUESTION 159

Which two authentication protocols are supported by RADIUS but not by TACACS+? (Choose two.)

- A. MSCHAPv1
- B. PAP
- C. EAP
- D. CHAP
- E. MSCHAPV2

**Answer:** CE

#### NEW QUESTION 160

Which two events trigger a CoA for an endpoint when CoA is enabled globally for ReAuth? (Choose two.)

- A. endpoint marked as lost in My Devices Portal
- B. addition of endpoint to My Devices Portal
- C. endpoint profile transition from Apple-Device to Apple-iPhone
- D. endpoint profile transition from Unknown to Windows 10-Workstation
- E. updating of endpoint dACL.

**Answer:** CD

#### NEW QUESTION 164

What are two requirements of generating a single signing in Cisco ISE by using a certificate provisioning portal, without generating a certificate request? (Choose two )

- A. Location the CSV file for the device MAC
- B. Select the certificate template
- C. Choose the hashing method
- D. Enter the common name
- E. Enter the IP address of the device

**Answer:** BD

#### Explanation:

<https://www.cisco.com/c/en/us/support/docs/security/identity-services-engine/200534-ISE-2-0-Certificate-Provi>

#### NEW QUESTION 168

Which personas can a Cisco ISE node assume'?

- A. policy service, gatekeeping, and monitoring
- B. administration, policy service, and monitoring
- C. administration, policy service, gatekeeping
- D. administration, monitoring, and gatekeeping

**Answer:** B

#### Explanation:

[https://www.cisco.com/en/US/docs/security/ise/1.0/user\\_guide/ise10\\_dis\\_deploy.html](https://www.cisco.com/en/US/docs/security/ise/1.0/user_guide/ise10_dis_deploy.html)

The persona or personas of a node determine the services provided by a node. An ISE node can assume any or all of the following personas: Administration, Policy Service, and Monitoring. The menu options that are available through the administrative user interface are dependent on the role and personas that an ISE node assumes. See Cisco ISE Nodes and Available Menu Options for more information.

#### NEW QUESTION 172

Refer to the exhibit.

Which two configurations are needed on a catalyst switch for it to be added as a network access device in a Cisco ISE that is being used for 802 1X authentications? (Choose two )



- ☐ radius server ISE1  
address ipv4 192.168.255.17 auth-port 1645 acct-port 1646  
key 7 0607542D5F4A0213034C1E0A1F0F2E2122733F3429000D12055A5A52
- ☐ tacacs server ISE1  
address ipv4 192.168.255.15 auth-port 1645 acct-port 1646  
key 7 0607542D5F4A0213034C1E0A1F0F2E2122733F3429000D12055A5A52
- ☐ radius server ISE1  
address ipv4 192.168.255.19 auth-port 1645 acct-port 1646  
key 7 0607542D5F4A0213034C1E0A1F0F2E2122733F3429000D12055A5A52
- ☐ radius server ISE1  
address ipv4 192.168.255.16 auth-port 1645 acct-port 1646  
key 7 0607542D5F4A0213034C1E0A1F0F2E2122733F3429000D12055A5A52
- ☐ tacacs server ISE1  
address ipv4 192.168.255.18 auth-port 1645 acct-port 1646  
key 7 0607542D5F4A0213034C1E0A1F0F2E2122733F3429000D12055A5A52

- A. Option A
- B. Option B
- C. Option C
- D. Option D
- E. Option E

**Answer:** AC

#### NEW QUESTION 175

A new employee just connected their workstation to a Cisco IP phone. The network administrator wants to ensure that the Cisco IP phone remains online when the user disconnects their Workstation from the corporate network Which CoA configuration meets this requirement?

- A. Port Bounce
- B. Reauth
- C. NoCoA
- D. Disconnect

**Answer:** C

#### Explanation:

<https://ciscocustomer.lookbookhq.com/iseguidedjourney/ISE-profiling-design>

#### NEW QUESTION 179

An administrator is attempting to replace the built-in self-signed certificates on a Cisco ISE appliance. The CA is requesting some information about the appliance in order to sign the new certificate. What must be done in order to provide the CA this information?

- A. Install the Root CA and intermediate CA.
- B. Generate the CSR.
- C. Download the intermediate server certificate.
- D. Download the CA server certificate.

**Answer:** B

#### NEW QUESTION 182

What happens when an internal user is configured with an external identity store for authentication, but an engineer uses the Cisco ISE admin portal to select an internal identity store as the identity source?

- A. Authentication is redirected to the internal identity source.
- B. Authentication is redirected to the external identity source.
- C. Authentication is granted.
- D. Authentication fails.

**Answer:** D

#### NEW QUESTION 185

MacOS users are complaining about having to read through wordy instructions when remediating their workstations to gain access to the network Which alternate method should be used to tell users how to remediate?

- A. URL link
- B. message text
- C. executable
- D. file distribution

**Answer:** A

**Explanation:**

<https://www.sciencedirect.com/topics/computer-science/remediation-action>

#### NEW QUESTION 190

An employee logs on to the My Devices portal and marks a currently on-boarded device as 'Lost'. Which two actions occur within Cisco ISE as a result of this action? (Choose two)

- A. Certificates provisioned to the device are not revoked
- B. BYOD Registration status is updated to No
- C. The device access has been denied
- D. BYOD Registration status is updated to Unknown.
- E. The device status is updated to Stolen

**Answer:** AB

**Explanation:**

[https://www.cisco.com/c/en/us/td/docs/security/ise/2-2/admin\\_guide/b\\_ise\\_admin\\_guide\\_22/b\\_ise\\_admin\\_guide](https://www.cisco.com/c/en/us/td/docs/security/ise/2-2/admin_guide/b_ise_admin_guide_22/b_ise_admin_guide)

#### NEW QUESTION 194

What is needed to configure wireless guest access on the network?

- A. endpoint already profiled in ISE
- B. WEBAUTH ACL for redirection
- C. valid user account in Active Directory
- D. Captive Portal Bypass turned on

**Answer:** D

#### NEW QUESTION 197

Which Cisco ISE deployment model provides redundancy by having every node in the deployment configured with the Administration, Policy Service, and Monitoring personas to protect from a complete node failure?

- A. distributed
- B. dispersed
- C. two-node
- D. hybrid

**Answer:** C

#### NEW QUESTION 201

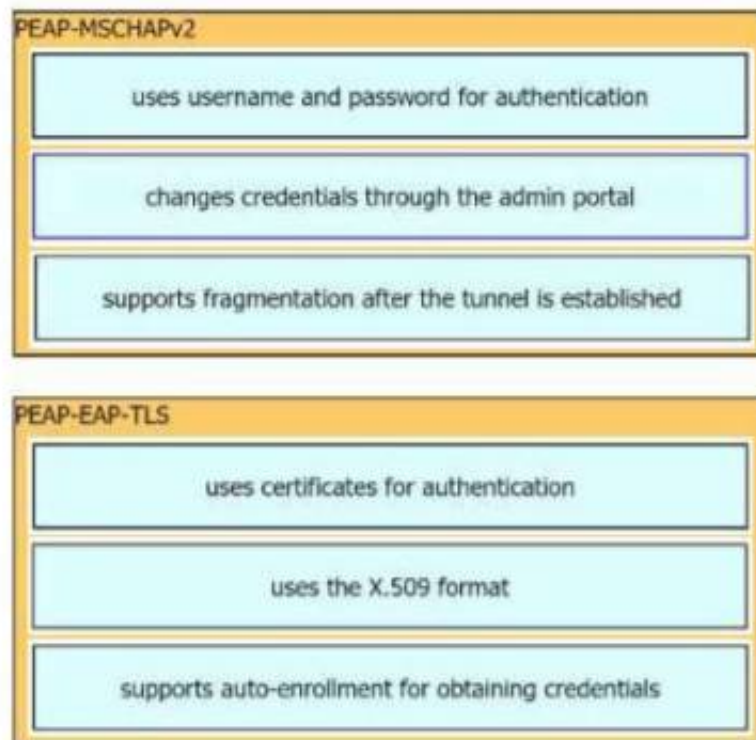
An organization wants to implement 802.1X and is debating whether to use PEAP-MSCHAPv2 or PEAP-EAP-TLS for authentication. Drag the characteristics on the left to the corresponding protocol on the right.

uses username and password for authentication	PEAP-MSCHAPv2
uses certificates for authentication	
changes credentials through the admin portal	
supports fragmentation after the tunnel is established	PEAP-EAP-TLS
uses the X.509 format	
supports auto-enrollment for obtaining credentials	

- A. Mastered
- B. Not Mastered

**Answer:** A

**Explanation:**



#### NEW QUESTION 206

An engineer is tasked with placing a guest access anchor controller in the DMZ. Which two ports or port sets must be opened up on the firewall to accomplish this task? (Choose two.)

- A. UDP port 1812 RADIUS
- B. TCP port 161
- C. TCP port 514
- D. UDP port 79
- E. UDP port 16666

**Answer:** BC

#### NEW QUESTION 210

Which two roles are taken on by the administration person within a Cisco ISE distributed environment? (Choose two.)

- A. backup
- B. secondary
- C. standby
- D. primary
- E. active

**Answer:** BD

#### NEW QUESTION 212

What is a difference between TACACS+ and RADIUS in regards to encryption?

- A. TACACS+ encrypts only the password, whereas RADIUS encrypts the username and password.
- B. TACACS+ encrypts the username and password, whereas RADIUS encrypts only the password.
- C. TACACS+ encrypts the password, whereas RADIUS sends the entire packet in clear text.
- D. TACACS+ encrypts the entire packet, whereas RADIUS encrypts only the password.

**Answer:** D

#### NEW QUESTION 213

An administrator is configuring TACACS+ on a Cisco switch but cannot authenticate users with Cisco ISE. The configuration contains the correct key of Cisc039712287. but the switch is not receiving a response from the Cisco ISE instance What must be done to validate the AAA configuration and identify the problem with the TACACS+ servers?

- A. Check for server reachability using the test aaa group tacacs+ admin <key> legacy command.
- B. Test the user account on the server using the test aaa group radius server CUCS user admin pass <key> legacy command.
- C. Validate that the key value is correct using the test aaa authentication admin <key> legacy command.
- D. Confrm the authorization policies are correct using the test aaa authorization admin drop legacy command.

**Answer:** A

#### Explanation:

<https://medium.com/training-course-ccna-security-210-260/ccna-security-part-3-implementing-aaa-in-cisco-ios>

#### NEW QUESTION 216

What occurs when a Cisco ISE distributed deployment has two nodes and the secondary node is deregistered?

- A. The primary node restarts
- B. The secondary node restarts.

- C. The primary node becomes standalone
- D. Both nodes restart.

**Answer:** D

**Explanation:**

[https://www.cisco.com/c/en/us/td/docs/security/ise/1-1-1/installation\\_guide/ise\\_install\\_guide/ise\\_deploy.html](https://www.cisco.com/c/en/us/td/docs/security/ise/1-1-1/installation_guide/ise_install_guide/ise_deploy.html) if your deployment has two nodes and you deregister the secondary node, both nodes in this primary-secondary pair are restarted. (The former primary and secondary nodes become standalone.)

**NEW QUESTION 220**

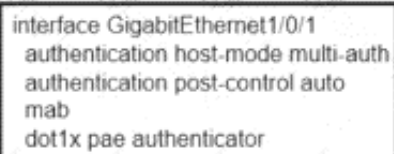
An administrator is configuring a new profiling policy in Cisco ISE for a printer type that is missing from the profiler feed The logical profile Printers must be used in the authorization rule and the rule must be hit. What must be done to ensure that this configuration will be successful^

- A. Create a new logical profile for the new printer policy
- B. Enable the EndPoints:EndPointPolicy condition in the authorization policy.
- C. Add the new profiling policy to the logical profile Printers.
- D. Modify the profiler conditions to ensure that it goes into the correct logical profile

**Answer:** B

**NEW QUESTION 223**

Refer to the exhibit



```
interface GigabitEthernet1/0/1
 authentication host-mode multi-auth
 authentication post-control auto
 mab
 dot1x pae authenticator
```

Which switch configuration change will allow only one voice and one data endpoint on each port?

- A. Multi-auth to multi-domain
- B. Mab to dot1x
- C. Auto to manual
- D. Multi-auth to single-auth

**Answer:** A

**Explanation:**

<https://community.cisco.com/t5/network-access-control/cisco-ise-multi-auth-or-multi-host/m-p/3750907>

**NEW QUESTION 227**

An administrator adds a new network device to the Cisco ISE configuration to authenticate endpoints to the network. The RADIUS test fails after the administrator configures all of the settings in Cisco ISE and adds the proper configurations to the switch. What is the issue"?

- A. The endpoint profile is showing as "unknown."
- B. The endpoint does not have the appropriate credentials for network access.
- C. The shared secret is incorrect on the switch or on Cisco ISE.
- D. The certificate on the switch is self-signed not a CA-provided certificate.

**Answer:** B

**NEW QUESTION 228**

What are the minimum requirements for deploying the Automatic Failover feature on Administration nodes in a distributed Cisco ISE deployment?

- A. a primary and secondary PAN and a health check node for the Secondary PAN
- B. a primary and secondary PAN and no health check nodes
- C. a primary and secondary PAN and a pair of health check nodes
- D. a primary and secondary PAN and a health check node for the Primary PAN

**Answer:** D

**NEW QUESTION 229**

.....



## Thank You for Trying Our Product

### We offer two products:

1st - We have Practice Tests Software with Actual Exam Questions

2nd - Questions and Answers in PDF Format

### 300-715 Practice Exam Features:

- \* 300-715 Questions and Answers Updated Frequently
- \* 300-715 Practice Questions Verified by Expert Senior Certified Staff
- \* 300-715 Most Realistic Questions that Guarantee you a Pass on Your First Try
- \* 300-715 Practice Test Questions in Multiple Choice Formats and Updates for 1 Year

**100% Actual & Verified — Instant Download, Please Click**  
**[Order The 300-715 Practice Test Here](#)**