

Microsoft

Exam Questions PL-100

Microsoft Power Platform App Maker



NEW QUESTION 1

DRAG DROP - (Topic 4)

You have a basic user security role in a test environment. You create a canvas app without customization in the environment. You need to send the app to production administrators for production deployment. Which three actions should you perform in sequence? To answer, move the appropriate actions from the list of actions to the answer area and arrange them in the correct order.

Actions

Add the app to the solution.

Export the solution.

Send the solution to production administrators.

Select the canvas app in the Maker portal.

Export the package.

Send the package to production administrators.

>

<

Answer Area

⬆

⬇

- A. Mastered
- B. Not Mastered

Answer: A

Explanation:

Actions

Add the app to the solution.

Export the solution.

Send the solution to production administrators.

Select the canvas app in the Maker portal.

Export the package.

Send the package to production administrators.

⤴

⤵

Answer Area

Select the canvas app in the Maker portal.

Export the package.

Send the package to production administrators.

⬆

⬇

NEW QUESTION 2

DRAG DROP - (Topic 4)

A company has 500 products. Each product is referenced by a product ID. Each product belongs to one of eight product categories. You are creating an app to manage requests for new products. The product categories will never change. Categories are defined in the column itself, not in a separate table. The data must be structured in a way that does not allow for misspellings. Only two new tables should be created in Microsoft Dataverse: ? Products: Holds the products that can be requested. ? Requests: Holds the requests for the product ID and quantity. The products are filtered by product category. You need to identify the data types to use when building the table columns in Dataverse. Which data type should you use? To answer, drag the appropriate data types to the correct requirements. Each data type may be used once, more than once, or not at all. You may need to drag the split bar between panes or scroll to view content. NOTE: Each correct selection is worth one point.

Data types

Lookup

Choice

Text

Answer Area

Scenario

Create a column in the Products table that displays the category of the product

Create a column in the Products table for the product ID of the product

Create a column in the Requests table that allows the user to select from a list of available products

Data types

Data type

Data type

Data type

- A. Mastered
- B. Not Mastered

Answer: A

Explanation:

Box 1: Text
Text columns can contain text characters. This column type has several format options that will change the presentation of the text.
Box 2: Lookup
When you create a new lookup column you are creating a new Many-to-One (N:1) table relationship between the table you're working with and the Target Row Type defined for the lookup.
Box 3: Choice
You can customize forms (main, quick create, and quick view) and email templates by adding multi-select columns that are called Choices. When you add a choices column, you can specify multiple values that will be available for users to select. When users fill out the form, they can select one, multiple, or all the values displayed in a drop-down list.

NEW QUESTION 3

- (Topic 4)

Passing Certification Exams Made Easy

visit - <https://www.surepassexam.com>

You are using Test Studio to test a Power Apps canvas app. You need to ensure that the app conforms to several use cases. What should you do first?

- A. Save the app to the cloud.
- B. Create test cases for each requirement.
- C. Save the app to your computer.
- D. Create a test suite.
- E. Record test cases for each requirement.

Answer: D

Explanation:

Create a test suite.

By default, a test suite and test case are created for you in Test Studio. Test suites are used to organize your test cases.

Reference:

<https://docs.microsoft.com/en-us/powerapps/maker/canvas-apps/working-with-test-studio>

NEW QUESTION 4

DRAG DROP - (Topic 4)

: 186 DRAG DROP


A company uses Power Apps.

The company requires a canvas app that connects to the following sources:

- SharePoint list
- Microsoft 365 mailbox
- SOAP API

You need to select connector types.

Which connector types should you use? To answer, drag the appropriate connector types to the correct sources. Each connector type may be used once, more than once, or not at all. You may need to drag the split bar between panes or scroll to view content.



- A. Mastered
- B. Not Mastered

Answer: A

Explanation:



NEW QUESTION 5

- (Topic 4)

You create a weekly report app as a canvas app. The data source for the app is a Microsoft SharePoint list.

The file that contains the weekly report must be attached to each submission made in the app. Employees must modify the report through the canvas app after the initial submission.

The manager must be notified by email when an employee updates the report. You need to create cloud flows.

Which SharePoint trigger should you use?

- A. When an item is created
- B. When an item or file is modified
- C. When a file is created (properties only)
- D. When a file is created in a folder

Answer: B

NEW QUESTION 6

- (Topic 4)

A company uses Power Apps in a single Microsoft Dataverse environment.

Users are divided into two groups about not a canvas app should work. The company decides that each group of users will try a version of the app for one week and switch to the other version of the app the following week.

You need to manage the app creation. What should you do?

- A. Create one app with two different version numbers.
- B. Create one app with two different version notes.
- C. Create two apps with the same name.
- D. Create two apps with different app names.

Answer: A

NEW QUESTION 7

HOTSPOT - (Topic 4)

A company uses Power Apps. The company gathers product improvement suggestions at tradeshow by using tablet devices. A product improvement suggestion has two parts: a topic and a comment. Attendees can enter up to 10 suggestions. You create a canvas app to allow attendees to enter suggestions. The wireless network connection inside the tradeshow is unreliable. You need to ensure that the tablet devices save all suggestions. Which solution technologies should you use? To answer, select the appropriate options in the answer area. NOTE: Each correct selection is worth one point.

Answer Area

Action	Solution technology
Save suggestions while visitors enter data.	<div>Collection</div> <div>Collection</div> <div>Variable</div> <div>Connection</div> <div>Text input</div>
Save suggestions for future processing.	<div>Export</div> <div>Export</div> <div>Import</div> <div>Container</div> <div>Data table</div>

- A. Mastered
- B. Not Mastered

Answer: A

Explanation:

Answer Area

Action	Solution technology
Save suggestions while visitors enter data.	<div>Collection</div>
Save suggestions for future processing.	<div>Export</div>

NEW QUESTION 8

DRAG DROP - (Topic 4)

You are developing a Power BI report for a company. The Power BI report must display company performance metrics in Power BI service. The report must include three fields in a visualization. The data for the report exists in a dataset. The company will display the report on a large television screen during team meetings. You need to create the report. Which four actions should you perform in sequence? To answer, move the appropriate actions from the list of actions to the answer and arrange them in the correct order.

Actions		Answer Area
Add the report to a new dashboard		
Create a report		
Add a visualization to the report	<div>></div>	<div>⬆</div>
Create a paginated report	<div><</div>	<div>⬇</div>
Select a dataset		

- A. Mastered
- B. Not Mastered

Answer: A

Explanation:

Box 1: Select a dataset
Sign in to your Power BI online account, or sign up, if you don't have an account yet. Open the Power BI service. Get some data and open it in report view.
Box 2: Create a report
Use that data to create visualizations and save it as a report. Box 3: Add a visualization to the report
Box 4: Add the report to a new dashboard
Visualizations (known as visuals for short) display insights that have been discovered in the data. A Power BI report might have a single page with one visual or it might have pages full of visuals. In the Power BI service, visuals can be pinned from reports to dashboards.

NEW QUESTION 9

DRAG DROP - (Topic 4)

You create a canvas app for a store.

The logo must appear as the background image for the app. A loading spinner must display on the screen as the app loads.

You need to add the features to the app.

What should you modify? To answer, drag the appropriate form areas to the correct requests. Each form area may be used once, more than once, or not at all.

You may need to drag the split bar between panes or scroll to view content.

NOTE: Each correct selection is worth one point.

Screen areas	Feature request	Screen area
<div>Form</div> <div>Gallery</div>	Add logo.	<div></div>
<div>Screen</div>	Add loading spinner.	<div></div>

- A. Mastered
- B. Not Mastered

Answer: A

Explanation:

Box 1: Screen

You can add an image to a screen in several different ways. One way is to upload an image to the app, go to the Media tab, and then click on the image to add it to a screen.

Note: Configure graphical elements in your app, including images, photos, and elements of a pen control.

BackgroundImage – The name of an image file that appears in the background of a screen. Applies to the Screen control.

Box 2: Screen

Out Of Box Canvas App, provide a property called LoadingSpinner and LoadingSpinnerColor.

LoadingSpinner property is used to displaying a Canvas App OOB Loader Image unless your screen finishes loading.

Click on the Screen in your Canvas App and then You'll be able to see LoadingSpinner and LoadingSpinnerColor Property.

NEW QUESTION 10

HOTSPOT - (Topic 4)

A company uses a model-driven app. You create a Power BI sales report.

The executive of the company wants all users to see tiles from the report in the model- driven app.

You need to ensure all users can see the tiles.

What should you do? To answer, select the appropriate options in the answer area.

NOTE: Each correct selection is worth one point.

Step	Setting
Allow addition of Power BI visualization tiles.	<div>▼</div> <div>Power Platform Environment settings</div> <div>Power Apps settings</div> <div>Power BI Service settings</div> <div>Power BI Desktop settings</div>
Add tiles to a dashboard.	<div>▼</div> <div>Create a personal dashboard</div> <div>Create a Power BI dashboard.</div> <div>Create a system dashboard.</div>
Allow users to view tiles.	<div>▼</div> <div>Share tile and share dashboard.</div> <div>Share report and share dashboard.</div> <div>Share tile and publish dashboard.</div> <div>Share report and publish dashboard.</div>

- A. Mastered
- B. Not Mastered

Answer: A

Explanation:

Box 1: Power Platform Environment settings

Before users can embed Power BI visualizations on personal dashboards, the organization-wide setting must be enabled.

? In the Power Platform admin center, select an environment.

? Select Settings > Product > Features.

? Under Embedded content set Power BI visualization embedding to On to enable or Off to disable.

? Select Save.

Box 2: Create a personal dashboard

You can embed Power BI tiles on your personal dashboard.

? Open your app and go to Dashboards.

? Select an existing personal dashboard or select New to create one.
? On the dashboard, select an area where you want the tile to appear, and then select Power BI Tile on the toolbar.
? Add new Power BI tile.
? In the Power BI Tile dialog, select the workspace and then select the Power BI tile that you want to display on your dashboard. Select Enable for mobile if you want to make the tile available for Dynamics 365 for tablets and Dynamics 365 for phones.
? Select another area of the dashboard and repeat this step to add another Power BI tile, or other component, such as a chart or list, to your dashboard.
? Select Save to save your dashboard.
Box 3: Share report and share dashboard.
To share your personal dashboard that contains Power BI visualizations you must same credentials and appropriate level of access in both services. To share your personal dashboard in your app, go to Dashboards. In the list of dashboards, select the personal dashboard you want, and then select SHARE DASHBOARD.

NEW QUESTION 10

- (Topic 4)

You create an app with multiple screens.

Test users report that the size and type of gallery displayed on each screen are different. You must improve the consistency for the app screens.

You need to create a reusable gallery that displays information based on the current record.

Which three actions should you perform?

NOTE: Each correct selection is worth one point.

- A. Add a gallery control
- B. Add an input property
- C. Create a component
- D. Create a form
- E. Add a screen
- F. Add an output property

Answer: ABC

Explanation:

Reference:

<https://docs.microsoft.com/en-us/powerapps/maker/canvas-apps/add-gallery> <https://docs.microsoft.com/en-us/powerapps/maker/canvas-apps/create-component>

NEW QUESTION 11

- (Topic 4)

Note: This question is part of a series of questions that present the same scenario. Each question in the series contains a unique solution that might meet the stated goals. Some question sets might have more than one correct solution, while others might not have a correct solution.

After you answer a question in this section, you will NOT be able to return to it. As a result, these questions will not appear in the review screen.

You build a canvas app for a manufacturing company. The company receives parts and materials from many vendors. You create a form to collect information from packing slips.

Receivers must be able to take a picture of packing slips to receive materials instead of manually entering data in the app.

You need to ensure that users can scan packing slip information into the form. Proposed solution: Use a Category classification model.

Does the solution meet the goal?

- A. Yes
- B. No

Answer: B

Explanation:

A Category classification model categorizes text by its meaning. Reference:

<https://knowledgefrommanish.com/powerplatform/ai-builder-entity-extraction-ai-model/>

NEW QUESTION 16

DRAG DROP - (Topic 4)

DRAG DROP

A company uses Microsoft Power Platform. Users create charts based on specific needs in

You create a solution in a development environment. You rebuild personal charts of the users inside the solution. All charts must appear on one page.

You need to create a single page that includes all charts without switching to classic. Which three steps should you perform in sequence? To answer, move the appropriate

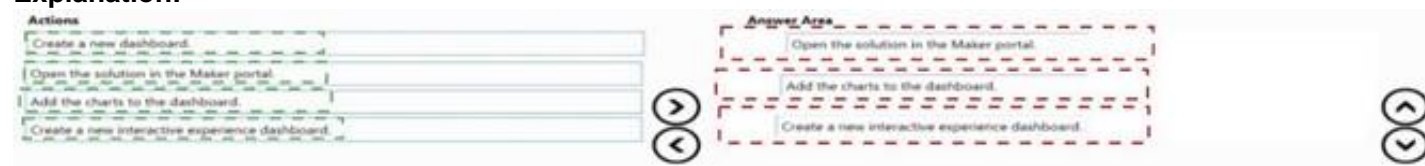
actions from the list of actions to the answer area and arrange them in the correct order.



- A. Mastered
- B. Not Mastered

Answer: A

Explanation:



NEW QUESTION 17

DRAG DROP - (Topic 4)
 DRAG DROP

A commercial bakery uses an inventory system to track ingredients consumed in their production line. The workers use iPads to interact with the system and reserve the ingredients for the next batch. Data from the system is extracted as a .csv file.
 You need to create a Power BI report from the extracted data by using only an iPad. Which five actions should you perform in sequence? To answer, move the appropriate actions from the list of actions to the answer area and arrange them in the correct order.

Actions

Select manual data.

Log into the Power BI service.

Install Power BI Desktop and log in.

Select **Create**.

Select **Use first row as headers**.

Paste the data.

Answer Area

>

<

- A. Mastered
- B. Not Mastered

Answer: A

Explanation:

Actions

Select manual data.

Log into the Power BI service.

Install Power BI Desktop and log in.

Select **Create**.

Select **Use first row as headers**.

Paste the data.

Answer Area

Log into the Power BI service.

Install Power BI Desktop and log in.

Select **Create**.

Select **Use first row as headers**.

Paste the data.

NEW QUESTION 20

- (Topic 4)

A company uses Power Apps and Microsoft Dataverse. The company has a managed solution in the production environment
 You make changes to the solution m the development environment. Some components are unused. The changes to the solution must be reflected in the production environment
 You need to ensure that all unused components are removed. What should you do?

- A. Create a new solution
- B. Upgrade the solution.
- C. Update the solution.
- D. Patch the solution.

Answer: B

NEW QUESTION 22

DRAG DROP - (Topic 4)

A company is building multiple Power Apps apps to support a mobile sales team. The apps must all share a common control that has custom properties.
 You need to create a solution for the apps.
 Which objects should you use? To answer, drag the appropriate objects to the correct to drag the split bar between panes or scroll to view content.
 NOTE: Each correct selection is worth one point.

Objects	Requirement	Object
Entity	Reuse the custom control for multiple canvas apps.	
Component		
Component library	Receive input data through a custom property.	
Component framework		

- A. Mastered
- B. Not Mastered

Answer: A

Explanation:

Box 1: Component library
 Components are reusable building blocks for canvas apps so that app makers can create custom controls to use inside an app, or across apps using a component library. Components can use advanced features such as custom properties and enable complex capabilities.
 By creating a component library, app makers easily share and update one or more components with other makers.
 Component libraries are containers of component definitions that make it easy to: Discover and search components.
 Publish updates.
 Notify app makers of available component updates.
 Box 2: Component

A component can receive input values and emit data if you create one or more custom properties.

NEW QUESTION 26

HOTSPOT - (Topic 2)

You need to resolve the issues found during testing.

Which option should you use? To answer, select the appropriate options in the answer area.

NOTE: Each correct selection is worth one point.

Issue	Option
Testers see all time entries.	<div><div></div><div>Hierarchical security</div><div>Security group</div><div>Security role</div></div>
Testers are able to edit existing time entries.	<div><div></div><div>Control property</div><div>Field-level security</div><div>Security role</div></div>
Managers cannot see required information.	<div><div></div><div>Access team template</div><div>Field-level security</div><div>Hierarchical security</div></div>

- A. Mastered
- B. Not Mastered

Answer: A

Explanation:

Graphical user interface, text, application, email Description automatically generated

Box 1: Security role

Scenario: Employees must only be able to access their own time tracking records from the app.

Testers report that they can see time entries in the Time Tracker app, not just their own.

Box 2: Field-level security

Scenario: Employees must only be able to modify time records for the current and previous day.

Testers report that they can edit any existing time entries.

Box 3: Hierarchical security

You use field security tables to apply field-level security, which restricts field access to specified users and teams.

NEW QUESTION 31

- (Topic 1)

You need to provide all app components of the application to Tailwind Traders. What should you do?

- A. Package the application and flow components into a single solution for export.
- B. Run the app checker and flow checker prior to publishing each component for export.
- C. Export each component separately but use the same version number for each component.
- D. Publish the application and flow solutions at the same time before exporting each one.

Answer: B

Explanation:

Scenario: When identifying versions of the app solution, all dependencies, entities, and user interfaces components must be identified to avoid any unintentional issues caused by reverting individual components to a previous version.

Power Apps has added components to the rule set that encourages best practices in the Power Apps Checker. You can check your canvas apps and flows that are included in solutions and then review all issues in a single, consolidated report.

Reference:

<https://docs.microsoft.com/en-us/power-platform-release-plan/2019wave2/microsoft-powerapps/checker-includes-rules-canvas-apps-flows>

NEW QUESTION 32

HOTSPOT - (Topic 1)

You need to roll back the mobile app to an earlier version.

Requirement	Action
Identify the currently published version and view version notes.	<div><div></div><div>View the session details page for the app in Power Apps Studio.</div><div>View environment details for the app in the Power Admin portal.</div><div>View details for the app in the Power Apps Maker portal.</div></div>
Revert to an earlier version of the app.	<div><div></div><div>Select Restore on the previous version of the app.</div><div>Export the previous version of the app and import as a new version.</div><div>Delete versions of the app until the desired version is the most recent.</div></div>

What should you do? To answer, select the appropriate options in the answer area. NOTE: Each correct selection is worth one point.

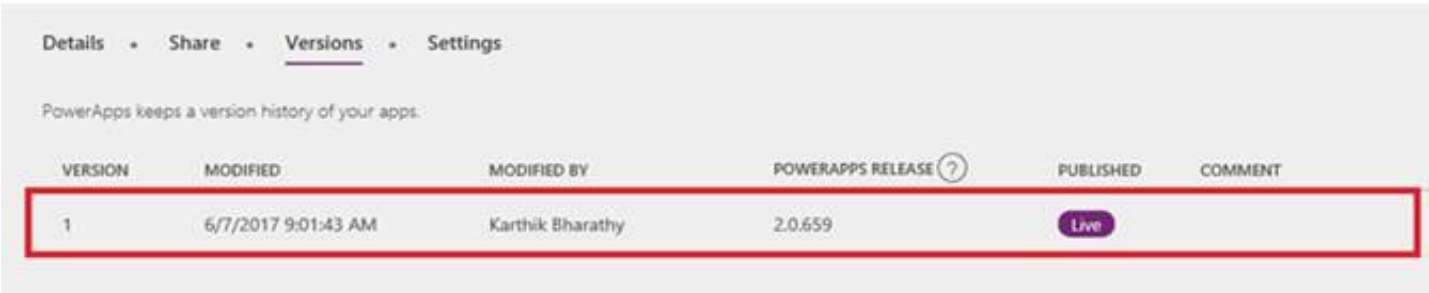
Requirement	Action
Identify the currently published version and view version notes.	<div>▼</div> <div>View the session details page for the app in Power Apps Studio. View environment details for the app in the Power Admin portal. View details for the app in the Power Apps Maker portal.</div>
Revert to an earlier version of the app.	<div>▼</div> <div>Select Restore on the previous version of the app. Export the previous version of the app and import as a new version. Delete versions of the app until the desired version is the most recent.</div>

- A. Mastered
- B. Not Mastered

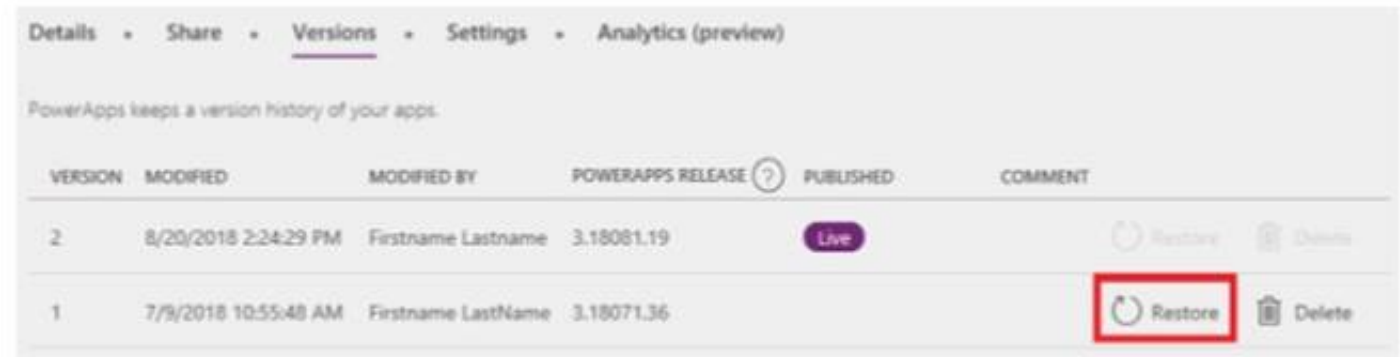
Answer: A

Explanation:

Box 1: View the sessions details page for the app in Power Apps Studio
Use PowerApps Studio, select the App, and choose and you will be directed to the app's Versions tab in PowerApps portal. There should be one version marked Live.



Box 2: Select Restore on the previous version of the app. Restore an app from your account
? Open powerapps.com, and then click or tap Apps in the left navigation bar.
? Near the right edge, click or tap the info icon for the app that you want to restore.
? Click or tap the Versions tab, and then click or tap Restore for the version that you want to restore.



NEW QUESTION 35

- (Topic 1)
You need to meet the requirements for sales representative that submit status reports. How should you configure the flow?

- A. Add a parallel branch that uses the value of a dynamic content variable
- B. Add a number functions action that evaluates the risk value by using a static variable to determine if an email is required
- C. Add a condition that evaluates the risk value by using a dynamic content variable
- D. Add a data operation action that evaluates a dynamic content variable

Answer: C

Explanation:

Salespeople often do not set status of RFQs in the Sales Log to Won when a sale is closed and the customer purchase order is received. Include a dashboard that shows all currently active quotes, their status in the sales cycle, the probability of closing, and estimated manufacturing and installation dates, by customer, product division, status, and salesperson.

NEW QUESTION 40

DRAG DROP - (Topic 1)
You need to modify the app design to meet the accessibility needs of the sales associates.
Which properties should you configure? To answer, drag the appropriate properties to the correct restrictions. Each property may be used once, more than once, or not at all. You may need to drag the split bar between panes or scroll to view content.
NOTE: Each correct selection is worth one point.

Properties	Restriction	Property
TabIndex		
DisplayMode	Design for User2	
AccessibleLabel	Design for User3	
Tooltip		

- A. Mastered
- B. Not Mastered

Answer: A

Explanation:

Graphical user interface, text, application Description automatically generated

Box 1: AccessibleLabel

Scenario: Before deploying the app to production, you must ensure that the app conforms to Microsoft accessibility and performance guidelines.

User2 is visually impaired and cannot see images. AccessibleLabel is a label for screen readers.

An empty value for Image, Icon, and Shape controls will hide the controls from screen reader users.

Box 2: TabIndex

User3 is unable to use a mouse.

TabIndex determines if the control participates in keyboard navigation.

Keyboard navigation is an important aspect of any app. For many, the keyboard is more efficient than using touch or a mouse. The navigation order should: Mirror what is seen visually.

Only have a tab stop at controls that are interactive.

Follow either an intuitive across and then down "Z" order or a down and then across "reverse-N" order.

NEW QUESTION 43

HOTSPOT - (Topic 4)

You are creating a Power Automate flow.

You have an array that contains items with different color attributes. You plan to filter the array by using the following filter expression within the flow: @or(equals(item()['color'], 'red'),contains(item()['color'],'blue')) The filter returns results only when the expression resolves to true.

For each of the following statements, select Yes if the statement is true. Otherwise, select No.

NOTE: Each correct selection is worth one point.

Statements	Yes	No
The filter expression yields a result if the array contains the color orange	<input type="radio"/>	<input type="radio"/>
The filter expression yields a result if the array contains the color red	<input type="radio"/>	<input type="radio"/>
The filter expression yields a result if the array contains the color sky blue	<input type="radio"/>	<input type="radio"/>

- A. Mastered
- B. Not Mastered

Answer: A

Explanation:

Box 1: No

Box 2: Yes

The item color must be red, or item color contains blue. Box 3: Yes

NEW QUESTION 48

- (Topic 4)

A company is consolidating communications processes by using Microsoft Teams and Microsoft Power Platform technologies.

A Power Automate flow monitors social media channels to identify high-impact trends. When the Power Automate flow identifies the trends, consistently formatted and standardized feedback must be collected from the channel members within Teams.

You need to streamline the Power Automate and Teams communication process.

What should you use?

- A. AI Builder
- B. Common Data Service business process flows
- C. Adaptive cards
- D. Integrated approval flows

Answer: A

Explanation:

"Microsoft Power Platform and AI Builder components allowed us to quickly deliver an innovative and well-integrated solution within our Dynamics 365 platform for our marketing and sales business partners. The platform is a game-changer in this new world of rapid app delivery."

Jim Parker: Web and Collaboration Services Manager

Reference:

<https://customers.microsoft.com/en-au/story/810656-hexion-manufacturing-power-platform>

NEW QUESTION 53

- (Topic 4)

A company uses Power Apps. The company creates a solution that contains the following items:

- environment setting
- flow that accesses Microsoft Dataverse
- plug-in with an unsecure configuration
- environment variable with a default value

The company plans to import solutions manually.

You need to document the solution component type that prompts for user input. Which component type should you document?

- A. Environment variable
- B. Environment setting
- C. Connection reference

Answer: D

NEW QUESTION 56

DRAG DROP - (Topic 4)

You are creating a model-driven app for onboarding new employees. You need to implement business logic for the app.

Which tool should you use? To answer, drag the appropriate tools to the correct requirements. Each tool may be used once, more than once, or not at all. You may need to drag the split bar between panes or scroll to view content.

NOTE: Each correct selection is worth one point.

Tools	Requirement	Tools
<div>Business rule</div>	Guide a user through the set of steps needed for onboarding a new employee.	<div></div>
<div>Power Automate</div>	Make date of birth mandatory when creating a new employee record.	<div></div>
<div>Business process flow</div>	Implement an approval flow for expense reports submitted by employees.	<div></div>

- A. Mastered
- B. Not Mastered

Answer: A

Explanation:

Box 1: Business process flow

A business process flow is a visual guide meant to help users complete a business process by using a set of predefined stages. Users are not limited on how long they run a business process or how long they have a stage open.

Box 2: Business rule Box 3: Power Automate

A Power Automate flow does not have any visual components like a business process flow.

Power Automate flows can be configured to work with many different data sources, and a flow can connect to many different data sources within the same flow. A flow can be configured to time out if it is not completed in a certain time and can be triggered to move between steps based on data or user interaction.

NEW QUESTION 58

HOTSPOT - (Topic 4)

A company creates a Power Apps app that allows service representatives to record information about on-site client visits. Service representatives perform a one-hour site visit with each client each quarter.

Service representatives use the app to perform the following activities:

- ? View their scheduled visits for the day.
- ? Record notes from service visits.
- ? Schedule service technicians for issues uncovered during site visits.
- ? Scan and upload service quote forms to a folder named Service Quote folder on Microsoft OneDrive once the customer has signed a service quote.

Service quotes that are over \$10,000 are automatically sent to the service manager for review and approval.

Visits that are not closed at the end of the day are automatically moved to the following day unless it is the last day of the quarter. All client visits not performed for the quarter are escalated to the service manager for follow-up.

You need to create flows to meet the requirements.

Which type of flows should you use? To answer, select the appropriate options in the answer area.

NOTE: Each correct selection is worth one point.

Requirement

Type of flow

Move client visits not completed for the day.

	▼
Scheduled flow	
Automated flow	
Adaptive card flow	
Team flow	

Approve service quote.

	▼
Automated flow	
Button flow	
Scheduled flow	
Team flow	

- A. Mastered
- B. Not Mastered

Answer: A

Explanation:

Box 1: Adaptive card flow

Adaptive Cards are a platform-agnostic method of sharing and displaying blocks of information without the complexity of customizing CSS or HTML to render them.

Directing content to Teams channels:

Post your own adaptive card as the Flow bot to a channel

This action posts an adaptive card as a Flow bot to a specific Teams channel. In this case, you will be prompted for Teams instance, and a channel where the card will be posted. The flow-maker will have to have access to the Teams instance in order to post an adaptive card there. In this case, only URL buttons function by redirecting to the URL configured within the flow.

Box 2: Button flow

Create a button flow to run routine tasks by simply tapping a button. Customize your flow by allowing the user to provide specific details that will be used when the flow runs.

NEW QUESTION 60

HOTSPOT - (Topic 4)

You are a technical assistant for a legal services organization. The company uses SharePoint to manage documents and Microsoft Dataverse as the data store. The company has strict rules about access, permissions, and privacy.

Lawyers and paralegals use Microsoft Teams for communications and collaboration. Employees use personal devices to access legal files. You do not have access to the admin area in Microsoft Power Platform.

You need to ensure that these rules are observed consistently and managed in one place.

Which type of app should you create? To answer, select the appropriate options in the answer area.

NOTE: Each correct selection is worth one point.

Answer Area

Requirement

App type

Access client billing details

	▼
Canvas app in Microsoft Teams	
Canvas app in SharePoint	
Model-driven app in SharePoint	
Model-driven app in Microsoft Teams	

Log phone calls and schedule appointments with clients and the team assigned to them

	▼
Dynamics 365 App for Outlook	
Microsoft Teams calendar	
SharePoint calendar	

- A. Mastered
- B. Not Mastered

Answer: A

Explanation:

Box 1: Model-driven app in Microsoft Teams

A user's ability to see and use apps is controlled by sharing the application with the user. Sharing of canvas apps is done directly with a user or Azure AD group but is still subject to Dataverse security roles. Sharing of model-driven apps is done via Dataverse security roles.

Box 2: Sharepoint Calendar

NEW QUESTION 65

- (Topic 4)

You create a custom table as part of a solution in the development environment. You deploy major version solutions as managed solutions to production. The organization does not allow new solutions to be created in the production environment. When a minor update is made to a column length, users cannot enter entire values. You need to allow users to enter entire values in the column. Solution: Update the column length in the production environment. Does the solution meet the goal?

- A. Yes
- B. No

Answer: B

NEW QUESTION 66

DRAG DROP - (Topic 4)

You create the following apps for a company that provides financial guidance services: a model-driven app for financial advisers that work in the company's offices and a canvas app for remote financial advisers.

You need to create business rules for a custom counselling entity used by all financial advisers.

Who will be affected by the business rules?

To answer, drag the appropriate financial adviser types to the correct business rules. Each financial adviser type may be used once, more than once, or not at all.

You may need to drag the split bar between panes or scroll to view content.

NOTE: Each correct selection is worth one point.

Financial adviser types	Answer Area								
Office-based financial advisers only	<table border="1"><thead><tr><th>Business rule</th><th>Financial adviser type</th></tr></thead><tbody><tr><td>Set a field value with the scope set to Entity</td><td>Financial adviser type</td></tr><tr><td>Clear a field value with the scope set to All Forms</td><td>Financial adviser type</td></tr><tr><td>Set visibility of a field with the scope set to Entity</td><td>Financial adviser type</td></tr></tbody></table>	Business rule	Financial adviser type	Set a field value with the scope set to Entity	Financial adviser type	Clear a field value with the scope set to All Forms	Financial adviser type	Set visibility of a field with the scope set to Entity	Financial adviser type
Business rule	Financial adviser type								
Set a field value with the scope set to Entity	Financial adviser type								
Clear a field value with the scope set to All Forms	Financial adviser type								
Set visibility of a field with the scope set to Entity	Financial adviser type								
Remote financial advisers only									
Office-based and remote financial advisers									

- A. Mastered
- B. Not Mastered

Answer: A

Explanation:

Box 1: Office-based and remote financial advisers

Model driven apps can use all actions available on business rules, however not all business rule actions are available for canvas apps at this time.

Box 2: Office-based financial advisers only

If you're building a Canvas app, you must use table as the scope (not All forms, not a specific form)

Box 3: Office-based financial advisers only

The following actions are not available on Canvas apps :

Show or hide columns Enable or disable columns

Create business recommendations based on business intelligence.

NEW QUESTION 69

- (Topic 4)

A company has ten sales regions. Each salesperson is assigned to one region. You create a set of five standard views that all salespeople will use.

Sales users only want to see information for their own region. Sales users must call sales

leads within a week of receiving a lead.

You need to recommend a solution for sales users.

Which two actions will you recommend? Each correct answer presents a complete solution. NOTE: Each correct selection is worth one point.

- A. Instruct users to create personal views that filter by region.
- B. Instruct users to filter the view by region.
- C. Configure the definition for each view to sort by region.
- D. Configure the definition for each view to filter by region.

Answer: BD

NEW QUESTION 73

- (Topic 4)

You receive ideas from employees in a Microsoft Teams channel. Managers are not members of the Teams channel Submissions must be reviewed by three managers who are determined by submission type. You need approval from the managers to process submissions. What should you create?

- A. approval request in the Teams channel that requires a response from all approvers
- B. approval request in a chat with the three managers that requires a response from all approvers
- C. approval template that requires responses to be completed in order
- D. approval template that requires a response from all approvers

Answer: B

NEW QUESTION 74

- (Topic 4)

An inside sales staff uses three model-driven apps for their sales process. Each app includes the same custom specialized component.

You must standardize the inside and outside sales process by creating a canvas app that has the same functionality as the three model-driven apps. You do not

have administrator permissions.
You need to incorporate the logic of the custom component in the outside sales canvas app.
Where should you build the custom component?

- A. Custom control
- B. Component library
- C. Any of the three apps
- D. Solution

Answer: B

NEW QUESTION 76

- (Topic 4)
Note: This question is part of a series of questions that present the same scenario. Each question in the series contains a unique solution that might meet the stated goals. Some question sets might have more than one correct solution, while others might not have a correct solution.
After you answer a question in this section, you will NOT be able to return to it. As a result, these questions will not appear in the review screen.
You are creating a canvas app that displays a list of accounts.
Users must be able to select an account and view details for the account. The app must include a feature that brings the user back to the list of accounts.
You add a blank screen named Screen_Accounts and add a gallery named Gallery_Accounts to the screen. You set the data source of Gallery_Accounts to Accounts and add another blank screen named Screen_AccountDetail.
You need to complete the app. Solution:
? Add an edit form to Screen_AccountDetail and set the Default Mode of the form to New
? Set the OnSelect property of Gallery_Accounts to Navigate(Screen_AccountDetail).
? Set the data source of the form to Accounts.
? Set the Item property of the form to Selected.
? Add a back icon on Screen_AccountDetail and set its OnSelect property to Navigate(Screen_Accounts).
Does the solution meet the goal?

- A. Yes
- B. No

Answer: B

Explanation:
FormMode.New: the form is populated with default values and the user can modify the values of the fields. Once complete, the user can add the record to the data source.
Reference:
<https://docs.microsoft.com/en-us/powerapps/maker/canvas-apps/functions/function-form>

NEW QUESTION 79

HOTSPOT - (Topic 4)
You create a Power Automate cloud flow that runs when a user creates a Microsoft Dataverse lead record.
The cloud flow must update a custom score column on the lead record based on other column values. The flow must perform the following activities:
• Update the Microsoft Dataverse record.
• Evaluate whether the Microsoft Dataverse record should be updated. You need to configure the flow components.
Which components should you use? To answer, select the appropriate options in the answer area.
NOTE: Each correct selection is worth one point.

Answer Area

Requirement	Component
Update the Microsoft Dataverse record.	<div>Action</div> <div>Action</div> <div>Trigger</div> <div>Function</div>
Evaluate whether the Microsoft Dataverse record should be updated.	<div>Condition</div> <div>Action</div> <div>Condition</div> <div>Data operation</div>

- A. Mastered
- B. Not Mastered

Answer: A

Explanation:
Answer Area

Requirement	Component
Update the Microsoft Dataverse record.	<div>Action</div>
Evaluate whether the Microsoft Dataverse record should be updated.	<div>Condition</div>

NEW QUESTION 82

HOTSPOT - (Topic 4)
A production line app maker at a manufacturing company creates a canvas app that looks for available inventory in a SQL database. The production line workers use the inventory app across all work centers.

The production line workers report the following app issues from the shop floor:
 ? The app reports a delegation warning.
 ? Voice command functionality is unreliable.
 You have minimal information about the issues. You are not allowed to enter the production facility.
 You need to troubleshoot the issues.
 How should you troubleshoot the issues? To answer, select the appropriate options in the answer area.

Issue	Action
The app reports a delegation warning.	<div>▼</div> <div>Use the LookUp function</div> <div>Check the number of items in the collection</div> <div>Check the number of dataset items</div>
Voice command functionality is unreliable.	<div>▼</div> <div>Use the App checker/Runtime feature</div> <div>Use the Advanced Tools/Monitor feature</div> <div>Use the App checker/Accessibility feature</div> <div>Use Advanced Tools/Performance feature</div>

- A. Mastered
- B. Not Mastered

Answer: A

Explanation:

Box 1: Check the number of items in the collection
 If the data in your data source exceeds 500 records and a function can't be delegated, Power Apps might not be able to retrieve all of the data, and your app may have wrong results.
 Note: Delegation is where the expressiveness of Power Apps formulas meets the need to minimize data moving over the network. In short, Power Apps will delegate the processing of data to the data source, rather than moving the data to the app for processing locally.
 Box 2: Use the Advanced Tools/Monitor feature
 Monitor is available by default for all canvas apps. Using Monitor, you can trace events as they occur in a canvas app during the authoring experience in Power Apps Studio, or you can use Monitor to debug the published version of a canvas app.
 Example: Consider the scenario where an app has been deployed, and the initial version of the app experiences performance degradation. The app also intermittently generates errors with no clear pattern. Loading data in the app succeeds most of the time, but fails sometimes.
 When you check Monitor, you see data operations as expected. However, you also see several responses that have HTTP status code 429, indicating that there have been too many requests in a specific timeframe.

NEW QUESTION 86

DRAG DROP - (Topic 4)
 You are creating entities in a Common Data Service database to capture sales data. You create an entity named Sales that includes the following fields:

Field	Description
SalesPerson	The name of the salesperson who made the sale
Quantity	The number of units sold
Rate	The sale price per unit
GrossAmount	A value obtained by multiplying the Quantity times the Rate. This value is for display purposes only
DiscountAmount	An amount that a salesperson enters into the app to discount a sale
NetAmount	A value obtained by subtracting the DiscountAmount from the GrossAmount

You create a new entity that includes a field named TotalSales. The field is used to capture the aggregated sales for each salesperson.
 You need to configure the fields for the entities.
 Which field types should you use? To answer, drag the appropriate field types to the correct field names. Each field type may be used once, more than once, or not at all. You may need to drag the split bar between panes or scroll to view content.
 NOTE: Each correct selection is worth one point.

Field types	Answer Area	
	Field name	Field type
Rollup	GrossAmount	Field type
Calculated	DiscountAmount	Field type
Simple	TotalSales	Field type

- A. Mastered
- B. Not Mastered

Answer: A

Explanation:

Box 1: Calculated

Calculated columns are calculated in real-time when they are retrieved. Calculated columns can be composed using different data types. For example, an Integer calculated column may reference values from Decimal or Currency columns.

Box 2: Simple

A simple column isn't defined as a calculated or rollup column.

Box 3: Rollup

Because rollup columns persist in the database, they can be used for filtering or sorting just like regular columns.

NEW QUESTION 87

- (Topic 4)

A company uses Microsoft Power Apps.

You need to create a canvas app to display a Microsoft Power BI report. The report must use the context of a selected record in the app. Data in a Power BI control must be filtered to display the context of the selected record.

You need to propose the right solution.

Solution: Add a slicer to a Power BI element on the screen where data is selected. Does the solution meet the goal?

A. Yes

B. No

Answer: B

NEW QUESTION 90

- (Topic 4)

A company delivers products to multiple communities. The company creates a canvas app connected to a Common Data Service database. The app tracks communities to see where

Drivers must enter delivery information on a form that uses an entity named Delivery. Depot staff must enter information on a pick-up form that uses an entity named Pick-up. Each form contains a community field that is based on a shared list across both forms.

You need to create the community field. Which type of field should you create?

A. local option set

B. text

C. global option set

D. text area

Answer: C

Explanation:

Can use a global option set, no need to use localized option sets.

Note: In PowerApps Option set is one of the field types you can use in your Entity. The information type that Option Set stores is a list of text values. And here comes the Option Set advantage – once you define its text values you can centrally managed it. Reference:

<https://powerapps.microsoft.com/en-us/blog/option-sets-and-many-to-many-relationships-for-canvas-apps/>

NEW QUESTION 94

- (Topic 4)

Note: This question is part of a series of questions that present the same scenario. Each question in the series contains a unique solution that might meet the stated goals. Some question sets might have more than one correct solution, while others might not have a correct solution.

After you answer a question in this section, you will NOT be able to return to it. As a

A company has locations in multiple countries and regions across four continents. The company stores the total amount of each order in the local currency of the country/region where the customer is located. The company stores the applicable exchange rates in a custom US dollars (USD) exchange rate table.

You need to create a visualization that displays the total amount of orders by country/region in USD.

Proposed solution: Create a model-driven chart on the country/region table that aggregates the total amount of the orders by country/region.

Does the solution meet the goal?

A. Yes

B. No

Answer: B

Explanation:

Instead use a calculated field.

Need to calculate the exchange rate in USD.

Calculated columns are calculated in real-time when they are retrieved.

Reference:

<https://docs.microsoft.com/en-us/powerapps/developer/data-platform/calculated-rollup-attributes>

NEW QUESTION 97

DRAG DROP - (Topic 4)

You have the following Common Data Service entities: BusinessContracts and

You need to configure an N:N relationship between the two entities.

Which three actions should you perform in sequence? To answer, move the appropriate actions from the list of actions to the answer area and arrange them in the correct order.

Actions

Select **Add relationship** and then select the many-to-many relationship option.

Select the BusinessAccounts entity as the related entity.

Open the relationship tab of the BusinessContracts entity.

Choose the Relationship Name and Relationship Entity Prefix.

Answer Area

- A. Mastered
- B. Not Mastered

Answer: A

Explanation:
Step 1: Open the relationship tab of the BusinessContracts entity. View entity relationships
From the Power Apps portal, select either Model-driven or Canvas design mode. Select Data > Entities and select the entity that has the relationships you want to view. With the Relationships tab selected, you can select the following views:
Step 2: Select Add relationship.. Create relationships
While viewing entity relationships, in the command bar, select Add relationship and choose Many-to-many.
Step 3: Select the BusinessAccounts entity as the related entity.

NEW QUESTION 101

- (Topic 4)
You create a canvas app.
You need to ensure that there are no screen reader issues in the app.
Which three actions should you perform in sequence? To answer, move the appropriate actions from the list of actions to the answer area and arrange them in the correct order.

Actions

Open Test Studio.

Select **Formula**.

Open the App checker.

Select **Accessibility**.

Select **Error**.

Answer Area

- A. Mastered
- B. Not Mastered

Answer: A

Actions

Open Test Studio.

Select **Formula**.

Open the App checker.

Select **Accessibility**.

Select **Error**.

Answer Area

Open the App checker.

Select **Accessibility**.

Select **Error**.

NEW QUESTION 104

- (Topic 4)
Note: This question is part of a series of questions that present the same scenario. Each question in the series contains a unique solution that might meet the stated goals. Some question sets might have more than one correct solution, while others might not have a correct solution.
After you answer a question in this section, you will NOT be able to return to it. As a result, these questions will not appear in the review screen.
You are creating a canvas app.
You need to automatically detect bicycles in pictures taken with the camera.
Proposed solution:
? Create a Category Classification custom model in AI Builder.
? Train the model with pictures of bicycles and then publish the trained model.
? Add the Object Detector control to your canvas app.
Does the solution meet the goal?

- A. Yes
- B. No

Answer: B

Explanation:
Instead create an Object Detection custom model Reference:
<https://docs.microsoft.com/en-us/ai-builder/prediction-overview> <https://docs.microsoft.com/en-us/ai-builder/object-detector-component-in-powerapps>

NEW QUESTION 109

DRAG DROP - (Topic 4)
You perform repeatable tasks using software installed on a home computer. The operating system includes Microsoft Power Automate Desktop.
You need to decide which tasks to automate using Power Automate Desktop.
Which tasks can you automate? To answer, drag the appropriate can automate responses to the correct tasks. Each can automate response may be used once, more than once, or not at all. You may need to drag the split bar between panes or scroll to view content
NOTE: Each correct selection is worth one point.

Options

Yes

No

Answer Area

Task

Can automate

Move files from one folder to another, rename them, and put into archive.

When an email arrives, save attachments from Outlook to your OneDrive folder.

Read product prices from an online shop and add them to an Excel file.

Schedule reading currency exchange rates and save them to an Excel file each day at 7:00 a.m.

- A. Mastered
- B. Not Mastered

Answer: A

Explanation:

Options

Yes

No

Answer Area

Task

Can automate

Move files from one folder to another, rename them, and put into archive.

Yes

When an email arrives, save attachments from Outlook to your OneDrive folder.

Yes

Read product prices from an online shop and add them to an Excel file.

Yes

Schedule reading currency exchange rates and save them to an Excel file each day at 7:00 a.m.

Yes

NEW QUESTION 113

- (Topic 4)
You are creating an app for a company. You need to evaluate the default solution.
Which two behaviors should you expect from the default solution? Each correct answer presents a complete solution.
NOTE: Each correct selection is worth one point.

- A. You can change the prefix of the publisher of the default solution
- B. If you create a Power Automate flow in a solution, the flow uses the prefix defined in the publisher in the publisher
- C. You can change the version number of the default solution

Answer: AC

Explanation:

<https://docs.microsoft.com/en-us/dynamics365/customerengagement/on-premises/customize/use-solutions-for-your-customizations?view=op-9-1>

NEW QUESTION 117

DRAG DROP - (Topic 4)
You plan to create apps for a company.
You need to identify the Power Platform tools required.
What should you use? To answer, drag the appropriate tools to the correct requirements. Each tool may be used once, more than once, or not at all. You may need to drag the split bar between panes or scroll to view content.
NOTE: Each correct selection is worth one point.

Tools

Power Virtual Agents bot

Power Automate

Canvas app

Model-driven app

Answer Area

Requirement

Tool

Create an app with a customized user interface that allows users to quickly create support tickets.

Tool

Create an app that uses a guided business process to navigate through all records associated with a support ticket.

Tool

Send an email to a customer support manager every time a support ticket is created.

Tool

Create an automated chat tool that guides a customer through the support ticket creation process.

Tool

- A. Mastered
- B. Not Mastered

Answer: A

Explanation:

Box 1: Canvas App
Box 2: Model-driven app

Model-driven app design is a component-focused approach to app development. Model-driven app design doesn't require code and the apps you make can be simple or very complex. Unlike canvas app development where the designer has complete control over app layout, with model-driven apps much of the layout is determined for you and largely designated by the components you add to the app.

Box 3: Power Automate

Power Automate is a service that helps you create automated workflows between your favorite apps and services to synchronize files, get notifications, collect data, and more.

Box 4: Power Virtual Agents bot

When you create bots with Power Virtual Agents, you author and edit topics.

NEW QUESTION 121

- (Topic 4)

You create a model-driven app for a company. The app will be used to manage events that the company organizes.

The Events entity ownership type is set to User or team. Members of the marketing team are assigned the MarketingTeam security role. All privileges for the role are set to User access.

All employees must be able to view event records. Only members of the marketing team are permitted to create or edit event records. You create a role named OtherEmployees.

You need to configure the MarketingTeam and OtherEmployees security roles.

Which three actions should you perform? Each correct selection presents a part of the

NOTE: Each correct selection is worth one point.

- A. Set the access level for the OtherEmployees security role to Organization for the Read permission.
- B. Set the access level for the MarketingTeam security role to Organization for the Read permission.
- C. Set the access level for the OtherEmployees security role to None Selected for the Read permission.
- D. Set the access level for the MarketingTeam security role to None Selected for the Read permission.
- E. Set the access level for the MarketingTeam security role to None Selected for the Create and Write permission.
- F. Set the access level for the OtherEmployees security role to None Selected for the Create and Write permission.

Answer: ABE

NEW QUESTION 123

- (Topic 4)

Note: This question is part of a series of questions that present the same scenario. Each question in the series contains a unique solution that might meet the stated goals. Some question sets might have more than one correct solution, while others might not have a correct solution.

After you answer a question in this section, you will NOT be able to return to it. As a result, these questions will not appear in the review screen.

A company is deploying Microsoft Power Platform components to streamline a job candidate screening process.

The human resources (HR) representatives of the company plan to attend school career fairs. The HR representatives must qualify and enter potential job candidates into a Power Apps app. The HR representatives must enter the following information for each candidate:

Field name	Data type	Criteria for follow up
Name	Text	No
Degree	Text	Yes
First available hire date	Date	Yes
Initial impression	Integer 0-10	Yes
Resume	Picture	No
Not currently viable	Boolean	Yes
Follow up	Boolean	NA

If a candidate is currently unqualified for a job position but would eventually qualify based on follow-up criteria, the follow-up checkbox must be selected or cleared in the system immediately.

The company plans to create a similar Power Apps app that will contain the same business use case, but for internal employees and promotions.

You need to create a Power Apps app solution to automatically mark the candidate for follow up.

Proposed solution: Create a Power Automate flow with conditions that use entered data as default data.

Does the solution meet the goal?

- A. Yes
- B. No

Answer: B

Explanation:

Instead use Common Data Service workflow with a PowerQuery on the data entity.

Note: Process (Workflow) table/entity reference is a set of logical rules that define the steps necessary to automate a specific business process, task, or set of actions to be performed. Common Data Service workflow support: Filter triggers based on which attributes change - You can control which field changes trigger your automated flows. For example, trigger your flow only when the status field changes while ignoring all other fields that may change.

Reference:

<https://docs.microsoft.com/en-us/business-applications-release-notes/april19/microsoft-flow/automated-parity-classic-common-data-service-workflows>

NEW QUESTION 127

DRAG DROP - (Topic 4)

DRAG DROP

A company uses Power Apps. The company has a SharePoint list that contains the names of partner organizations and the country/region of the partners. The company requires a canvas app that has a gallery screen to display the information in the SharePoint list. Users must be able to:

- * Return results for the exact word that was searched.
- * View the latest records at the top of the gallery.
- * Use a dropdown control to list the countries/regions of the partners. The list must display each country/region only once.

You need to create the gallery screen in a canvas app. Which functions should you use? To answer, drag the appropriate functions to the correct activities. Each function may be used once, more than once, or not at all. You may need to drag the split bar between panes or scroll to view content.

Functions

Match

Sort

Distinct

IsMatch

Answer Area

Activity

Return results for the exact word that was searched.

View latest entry at the top

Display duplicate countries/regions only once.

Function

- A. Mastered
- B. Not Mastered

Answer: A

Explanation:

Functions

Match

Sort

Distinct

IsMatch

Answer Area

Activity

Return results for the exact word that was searched.

View latest entry at the top

Display duplicate countries/regions only once.

Function

Match

Sort

Distinct

NEW QUESTION 129

- (Topic 4)
You create an automated flow by using Power Automate. The flow appears under My Flows and is connected to the development environment. The development environment has a solution to move components into a production environment. You need to ensure that you can transfer the flow to another environment. What should you do?

- A. Add the flow to the default solution of the development environment and export as a managed solution.
- B. Change the environment for the flow.
- C. Add the flow to the existing solution.
- D. Add the flow to the default solution of the production environment.

Answer: A

Explanation:

It is very normal for a developer to build the power automate in one environment and then export that automate & import it to another destination environment. Exporting our Solution
After validating our flows work in our test environment, we now want to promote it to our production environment. We can export our solution by finding it in our Solutions experience, clicking on the ..., selecting Export.
Reference:
<https://flow.microsoft.com/en-us/blog/solutions-in-microsoft-flow/>

NEW QUESTION 133

DRAG DROP - (Topic 4)
You are designing a canvas app that will be used by all users including users who have
Which outcome is achieved by each action? To answer, drag the appropriate outcomes to the correct actions. Each outcome may be used once, more than once, or not at all. You may need to drag the split bar between panes or scroll to view content.
NOTE: Each correct selection is worth one point.

Outcomes

Not visible to any users

Visible to sighted users only

Visible to screen-reader users only

Visible to both sighted and screen-reader users

Answer Area

Action

Set the values for the X and Y properties of a control to move the control off-screen.

Set the Color and other related properties of a control to transparent.

Set the Height and Width properties of a control to 1.

Outcome

Outcome

Outcome

Outcome

- A. Mastered
- B. Not Mastered

Answer: A

Explanation:

Outcomes

Not visible to any users

Visible to sighted users only

Visible to screen-reader users only

Visible to both sighted and screen-reader users

Answer Area

Action

Set the values for the X and Y properties of a control to move the control off-screen.

Set the Color and other related properties of a control to transparent.

Set the Height and Width properties of a control to 1.

Outcome

Visible to sighted users only

Visible to screen-reader users only

Not visible to any users

NEW QUESTION 136

- (Topic 4)
A company uses Microsoft Teams. A coworker creates a chatbot. The coworker observes unexpected behavior with the chatbot. You need to troubleshoot the chatbot.
Which two actions should you recommend to the coworker? Each correct answer presents part of the solution.

NOTE: Each correct selection is worth one point.

- A. Ask the coworker to assign you to the owner role for the team.
- B. In Advanced tools, select Monitor.
- C. Ask the coworker to add you to their team.
- D. Select the chatbot and then select the Share button.

Answer: AB

NEW QUESTION 139

- (Topic 4)

A company uses Power Apps. You embed a canvas app in a model-driven app form. You need to bind the app to a form component. Which form component should you use?

- A. Section
- B. View
- C. Column
- D. Tab

Answer: C

NEW QUESTION 140

DRAG DROP - (Topic 4)

An insurance broker uses a Microsoft Dataverse environment with custom tables. You create a Power Apps app to manage vehicle insurance policies. The app has a drop-down field that allows users to categorize a policy holder's driving record. This category field is not mandatory. You need to ensure that insurance agents enter the correct categories when creating a new vehicle policy. Which three actions should you perform in sequence? To answer, move the appropriate actions from the list of actions to the answer area and arrange them in the correct order.

Actions

In the vehicle policy table, click on Add subcomponents and navigate to Business rules.

Add a Recommendation card, select the driver record drop-down field and enter the recommendation details.

In the vehicle policy table, navigate to Business rules.

Add a business rule and enter a meaningful business rule name.

Click on the Condition card, select the Vehicle Policy and check for new driver.

>

<

Answer area

&u2191

&u2193

- A. Mastered
- B. Not Mastered

Answer: A

Explanation:

Actions

In the vehicle policy table, click on Add subcomponents and navigate to Business rules.

Add a Recommendation card, select the driver record drop-down field and enter the recommendation details.

>

<

Answer area

1 In the vehicle policy table, navigate to Business rules.

2 Add a business rule and enter a meaningful business rule name.

3 Click on the Condition card, select the Vehicle Policy and check for new driver.

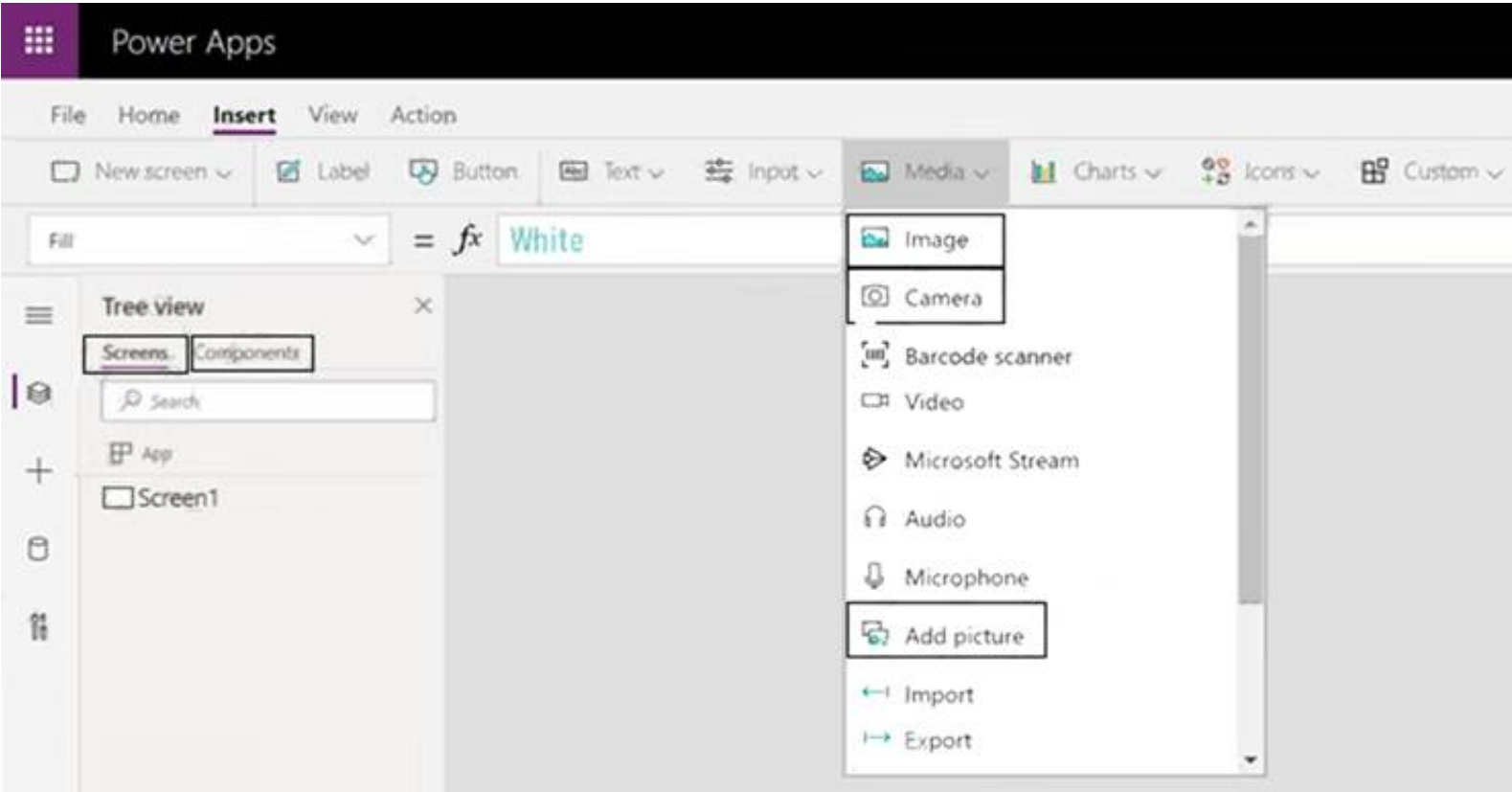
&u2191

&u2193

NEW QUESTION 142

HOTSPOT - (Topic 4)

You are developing an app for a package delivery company. Delivery team members will use the app on their phones. Distribution center team members will use a web-based version of the app that runs on tablet devices. When a delivery person arrives at a location and the package recipient is present, the app must capture the recipient's signature. If the recipient is not available, the app must capture a picture of the drop-off location or the person receiving the package. You need to design phone-based and web-based versions of the app. Which app type and media control should you use? To answer, configure the appropriate options in the answer area. NOTE: Each correct selection is worth one point.



- A. Mastered
- B. Not Mastered

Answer: A

Explanation:

App Type: Screens
To insert the Camera control in your PowerApps program you can use the blank screen, and select Insert->Media->Camera.
Media Type: Camera
Use the Camera control to capture pictures with a device's camera. The device must have a camera and the user must authorize the app to use the camera.
Tap or select the camera control to capture a picture from the camera.
The most recently captured picture is available through the Photo property. With this property, the images can be:
? Viewed with the Image control. Use the Image control to view the captured image.
? Temporarily put in a variable or a collection.
? Stored in a database.
? Transmitted as a base64 encoded text string.

NEW QUESTION 145

DRAG DROP - (Topic 4)
DRAG DROP

You are Designing a Power Virtual Agents chatbot in Microsoft Teams. You create an outline to describe how a conversation should be structured.
You need to configure the chatbot.
Which chatbot component should you use? To answer, drag the appropriate components to the correct conversation elements. Each component may be used once, more than once, or not at all. You may need to drag the spirt bar between panes or scroll to view content.
NOTE: Each correct selection is worth one point.

Components	Answer Area
Topic	
Trigger phrase	
Conversation node	

Conversation element	Component
A user enters the following text in the chatbot: What is the weather?	
The chatbot responds: Where do you live?	

- A. Mastered
- B. Not Mastered

Answer: A

Explanation:

Components	Answer Area
Topic	
Trigger phrase	
Conversation node	

Conversation element	Component
A user enters the following text in the chatbot: What is the weather?	Topic
The chatbot responds: Where do you live?	Conversation node

NEW QUESTION 146

HOTSPOT - (Topic 4)
A user named Bill Jones creates a canvas app and shares it with other users in his company as shown in SharePowerUsers and ShareJimSmith exhibits. (Click the SharePowerUsers tab and the ShareJimSmith tab.)

Share Company App

Enter a name, email address, or Everyone

Shared with
Sort by Name

BJ
Bill Jones
Owner

JS
Jim Smith
Co-owner

PU
Power Users
User

Power Users
This User can use this app
☐ Co-owner
Can use, edit, share app but not delete or change owner.

Data permissions
Make sure your users have access to the data used in your app, including gateways, APIs, connectors, and entities.

Share Company App

Enter a name, email address, or Everyone

Shared with
Sort by Name

BJ
Bill Jones
Owner

JS
Jim Smith
Co-owner

PU
Power Users
User

Jim Smith
This User can use this app
☒ Co-owner
Can use, edit, share app but not delete or change owner.

Data permissions
Make sure your users have access to the data used in your app, including gateways, APIs, connectors, and entities.

There are multiple versions of the app. Users must only be able to run the most recently published version of the app as shown in the table below:

Version	Modified	Modified by	Power Apps release	Published	Version note
Version 4	09/05/2020 17:32	Bill Jones	3.20023.8		Changed fonts
Version 3	09/05/2020 17:30	Bill Jones	3.20023.8	Live	Changed business logic
Version 2	09/05/2020 17:22	Bill Jones	3.20023.8		Updated background color
Version 1	09/05/2020 17:20	Bill Jones	3.20023.8		

You need to ensure that sharing is configured correctly.
For each of the following statements, select Yes if the statement is true. Otherwise, select No.
NOTE: Each correct selection is worth one point.

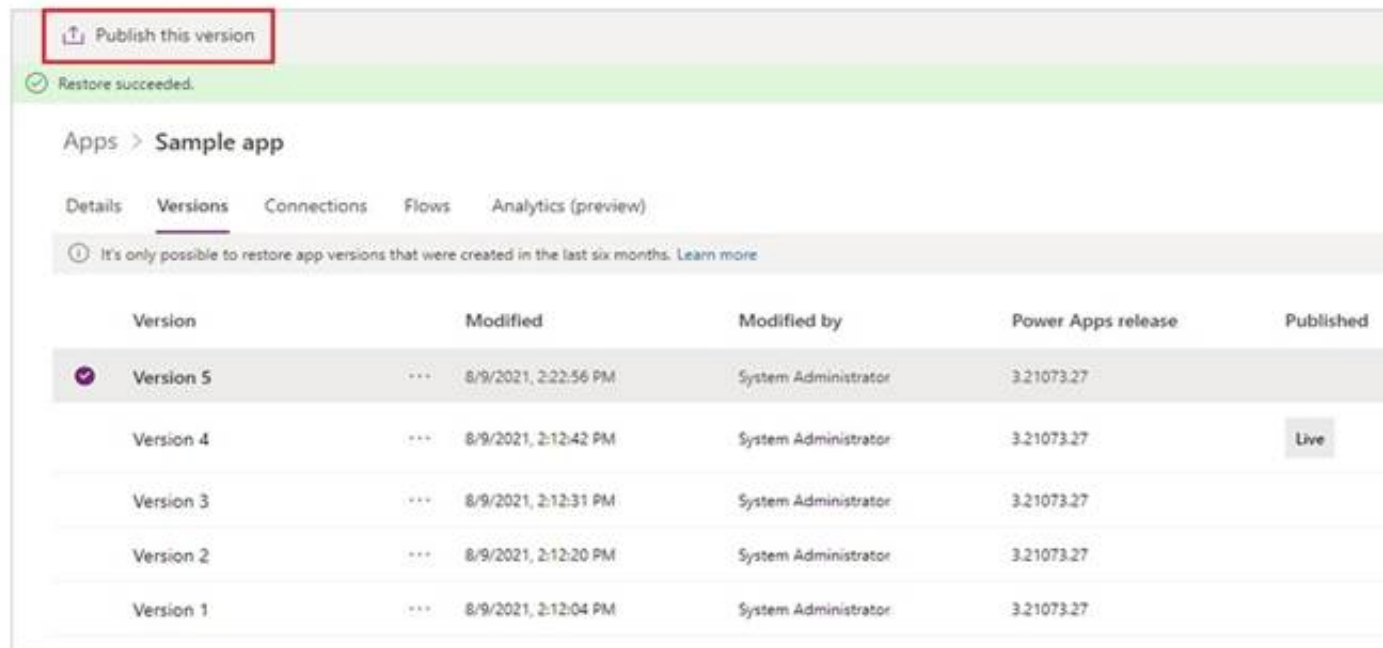
	Yes	No
Member of the Power Users group are able to publish version 4 of the canvas app.	<input type="radio"/>	<input type="radio"/>
When using the canvas app, a member of the Power Users group can see version 4.	<input type="radio"/>	<input type="radio"/>
If version 2 of the canvas app is restored, it will be labelled as the Live version.	<input type="radio"/>	<input type="radio"/>
If Jim Smith edits the canvas app he will be editing version 4.	<input type="radio"/>	<input type="radio"/>

- A. Mastered
- B. Not Mastered

Answer: A

Explanation:

Box 1: No
They can only use the app.
Box 2: Yes
Box 3: No
You would need to publish Version 2 to make it live.
Note: If you want to publish the restored version, select Publish this version, and then select Publish this version when prompted to confirm.



Notice the published restore version that shows up as Live.

Version	Modified	Modified by	Power Apps release	Published
Version 5	8/9/2021, 2:22:56 PM	System Administrator	3.21073.27	Live

Box 4: Yes

The most recent version of any app is available only to those who have edit permissions for it.

NEW QUESTION 150

- (Topic 4)

Note: This question is part of a series of questions that present the same scenario.

Each question in the series contains a unique solution that might meet the stated might not have a correct solution.

After you answer a question in this section, you will NOT be able to return to it. As a result, these questions will not appear in the review screen.

You build a canvas app for a manufacturing company. The company receives parts and materials from many vendors. You create a form to collect information from packing slips.

Receivers must be able to take a picture of packing slips to receive materials instead of manually entering data in the app.

You need to ensure that users can scan packing slip information into the form. Proposed solution: Use a Text Recognition model.

Does the solution meet the goal?

A. Yes

B. No

Answer: A

Explanation:

Create a canvas app and add the text recognizer AI Builder component to your screen. This component takes a photo or loads an image from the local device, and then processes it to detect and extract text based on the text recognition prebuilt model. If it detects text in the image, the component outputs the text and identifies the instances by showing a rectangle for each instance in the image.

Reference:

<https://docs.microsoft.com/en-us/ai-builder/prebuilt-text-recognizer-component-in-powerapps>

NEW QUESTION 153

- (Topic 4)

You create a personal view.

You need to ensure that other users can access the view. What should you do?

A. Email the users a link to the view.

B. Set the view as the default view.

C. Share the view with the users.

D. Assign the view to the users.

Answer: C

NEW QUESTION 157

- (Topic 4)

You are creating an employee directory canvas app. The app must display name, address, and a photo of each employee. You need to select a control type that will display the

A. Address input

B. List box

C. Gallery

D. Data table

Answer: C

NEW QUESTION 158

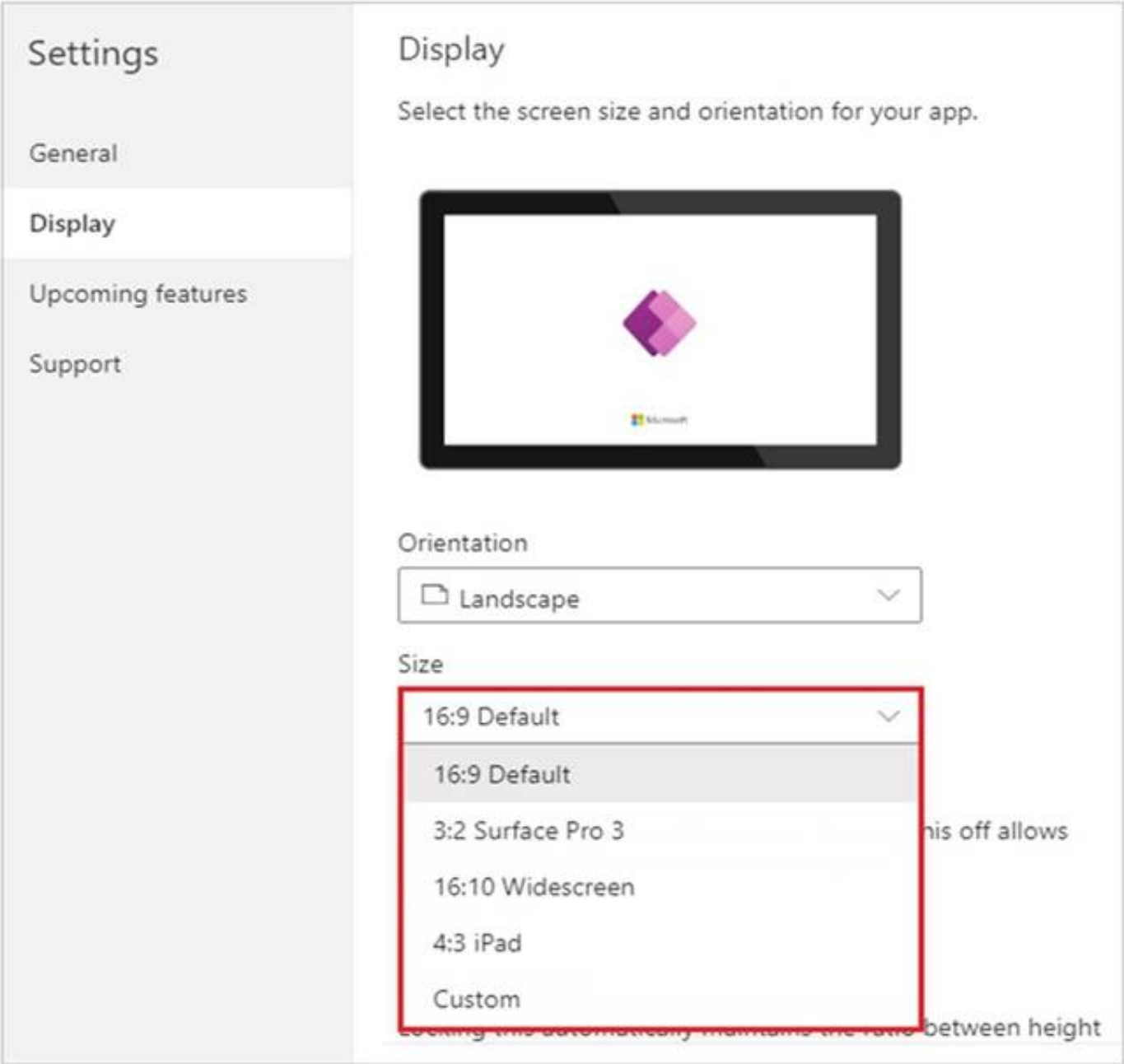
HOTSPOT - (Topic 4)
A company is creating new app for use by technicians.
Previous versions of the app do not render properly on tablets and phones. You need to ensure that the new app renders properly on all devices.
Which design element should you use? To answer, select the appropriate options in the answer area.
NOTE: Each correct selection is worth one point.

Requirement	Design element
Create an app that does not specify a screen size in the design	<div><div></div><div>Phone form factor</div><div>Tablet form factor</div><div>Blank canvas app</div><div>Model-driven app</div></div>
Lock the screen size for an app that needs to be set to a specific resolution	<div><div></div><div>Aspect ratio</div><div>Orientation</div><div>Image positioning</div><div>Display mode</div></div>

- A. Mastered
- B. Not Mastered

Answer: A

Explanation:
Box 1: Tablet form factor Box 2: Aspect version
Customize a canvas app by changing its screen size.
? Sign in to Power Apps.
? Open the app to edit.
? Select Settings.
? Select Display.
? (Tablet apps only) Under Aspect ratio, perform either of these steps:
? Select the ratio that matches the target device for this app.
? Select Custom to set your own size, and then specify a width between 50 - 3840 and a height between 50 - 2160.



- (Topic 4)

Note: This question is part of a series of questions that present the same scenario. Each question in the series contains a unique solution that might meet the stated goals. Some question sets might have more than one correct solution, while others might not have a correct solution.

After you answer a question in this section, you will NOT be able to return to it. As a result, these questions will not appear in the review screen.

A company has locations in multiple countries and regions across four continents. The company stores the total amount of each order in the local currency of the country/region where the customer is located. The company stores the applicable exchange rates in a custom US dollars (USD) exchange rate table.

You need to create a visualization that displays the total amount of orders by country/region in USD.

Proposed solution:

Create a custom calculated field of type currency on the order table that converts the order total to USD and displays the total amounts by region in a Power BI chart.

Does the solution meet the goal?

A. Yes

Answer: A

Explanation:

Instead use a calculated field.

Need to calculate the exchange rate in USD.

Calculated columns are calculated in real-time when they are retrieved. Reference:

<https://docs.microsoft.com/en-us/powerapps/developer/data-platform/calculated-rollup-attributes>

NEW QUESTION 166

HOTSPOT - (Topic 4)

A company is building a canvas app.

A user needs to understand which data they can make available for the 500 contacts that are present in the Contact table. All relevant data must be shown in the app. Single fields must show one record and grids must show multiple records. Only the primary fields for each related table should be shown for a contact.

Display name	Relationship name	Related table	Relationship type	Type	Customizable
Company Name	contact_customer_contacts	Contact	Many-to-one	Managed	Yes
Connected From	contact_connections1	Connection	One-to-many	Managed	Yes
Owning Team	Team_contacts	Team	Many-to-one	Standard	Yes

Use the drop-down menus to select the answer choice that answers each question based on the information presented in the graphic.

NOTE: Each correct selection is worth one point.

How should you design a screen to display the Connection table information for each contact in the Contacts table?

▼

Use a grid for the Contact table and a grid for the Connection table

Use a single field for the Contact table and a grid for the Connection table

Use a grid for the Contact table and a single field for the Connection table

Use a single field for the Contact table and a single field for the Connection table

How should you design a screen to display the Team table information for each contact in the Contact table?

▼

Use a grid for the Contact table and a grid for the Team table

Use a single field for the Contact table and a grid for the Team table

Use a grid for the Contact table and a single field for the Team table

Use a single field for the Contact table and a single field for the Team table

A. Mastered

B. Not Mastered

Answer: A

Explanation:

Box 1: Use a single field for Contact table and a grid for the Connection table The Contact table is on 1-side of the 1-to-many relation to the Connection table.

Box 2: Use a single field for Team table and a grid for the Connect table The Team table is on 1-side of the 1-to-many relation to Contact.

NEW QUESTION 170

DRAG DROP - (Topic 4)

The company is adding a multi-stream interactive dashboard to a model-driven app.

The company requires configuration of the dashboard to filter the table data based on modified accounts over the last month.

You need to configure the filters for the model-driven app dashboard.

Which configuration should you use? To answer, drag the appropriate locations to the correct requirements. Each configuration may be used once, more than once, or not at all. You may need to drag the split bar between panes or scroll to view content.

NOTE: Each correct selection is worth one point.

Configurations	Answer Area	
<div>Filter by</div> <div>Table view</div> <div>Filter table</div> <div>Time frame</div>	<div>Requirement</div> <div>Configure visual filter attributes that the dashboard can use.</div> <div>Configure the field that the dashboard uses to filter the table data monthly.</div>	<div>Configuration</div> <div></div> <div></div>

- A. Mastered
- B. Not Mastered

Answer: A

Explanation:

Box 1: Filter table
Filter Table: The visual filters and global filter attributes are based on this table.
Box 2: Filter By
Filter By: The column that the time frame filter applies to.

NEW QUESTION 175

HOTSPOT - (Topic 4)
HOTSPOT
Inspectors for a city building department use a Microsoft Teams channel, inspectors use SharePoint to view construction bylaws, rules, and regulations. The city clerk email inspectors links to new bylaw proposal, inspectors vote on the proposals and provide additional feedback. You need to demonstrate to the city clerk how they can automate the process
Which option should you use? To answer, select the appropriate options in the answer area.
NOTE: Each correct selection is worth one point.

Answer Area	
<div>Flow element</div> <div>Type of flow.</div>	<div>Option</div> <div>Cloud flow</div> <div>Desktop flow</div> <div>Business process flow</div>
<div>Trigger type.</div>	<div>Manually trigger a flow.</div> <div>For a selected message in Microsoft Teams.</div> <div>For a selected file in SharePoint.</div> <div>When a flow is run from a business process flow.</div>
<div>Flow step to replace emailing the links.</div>	<div>Get changes for an item in SharePoint.</div> <div>Post an adaptive card to a channel and wait for a response.</div> <div>Post a choice of options to a user in Teams.</div> <div>Send an email with options.</div>

- A. Mastered
- B. Not Mastered

Answer: A

Explanation:

Answer Area

Flow element

Type of flow.

Option

Cloud flow
Desktop flow
Business process flow

Manually trigger a flow.
For a selected message in Microsoft Teams.
For a selected file in SharePoint.
When a flow is run from a business process flow.

Get changes for an item in SharePoint.
Post an adaptive card to a channel and wait for a response.
Post a choice of options to a user in Teams.
Send an email with options.

Trigger type.

Flow step to replace emailing the links.

NEW QUESTION 179

- (Topic 4)

You are designing an interactive report for a model-driven app. The report will use more than five million records. The query that retrieves data for the report requires more than five minutes to complete.

You need to create the report. Which option should you use?

- A. Interactive dashboard
- B. Power BI
- C. Standard dashboard

Answer: B

NEW QUESTION 182

- (Topic 4)

A company is implementing the Microsoft Power Platform to assist with consolidation of onsite inspections and audits of retail stores. Currently, the data used by the retail store inspections is located across multiple systems.

The canvas app must use one database to view and record all data used in the inspection process.

You need to design the solution.

Which three capabilities should you implement? Each correct answer presents part of the solution.

NOTE: Each correct selection is worth one point.

- A. Use an embedded access management framework for user security.
- B. Execute real-time data operations against external data sources through virtual entities.
- C. Store data used by a Power Apps app on both iOS and Android mobile platforms.
- D. Use Azure Data Lake storage to host the transactional data.

Answer: BCE

Explanation:

B: Virtual tables (also known as virtual entities) enable the integration of data residing in external systems by seamlessly representing that data as tables in Microsoft Dataverse, without replication of data and often without custom coding.

CE: Authenticating to a Gen 1 DataLakeStore Account Gen 1 uses OAuth 2.0 in Azure AD for authentication.

Reference:

<https://www.cdata.com/kb/tech/azuredatalake-odata-powerapps.rst>

NEW QUESTION 183

- (Topic 4)

Note: This question is part of a series of questions that present the same scenario. Each question in the series contains a unique solution that might meet the stated goals. Some question sets might have more than one correct solution, while others might not have a correct solution.

After you answer a question in this section, you will NOT be able to return to it. As a result, these questions will not appear in the review screen.

You are developing a model-driven app that uses a Common Data Service database. App users will have a variety of different security roles.

Development and testing must be performed using production data. Multiple testers must be used at each testing stage.

You need to provision and configure new environments for development and testing. Solution:

? Provision a trial environment named T1 and a sandbox environment named S1.

? Copy the production environment to T1 and S1.

? Use T1 for development and S1 for testing.

Does the solution meet the goal?

- A. Yes
- B. No

Answer: B

Explanation:

Using trial environments, companies and customers can try out new features and solutions. Do not use a trial environment for development.

A sandbox environment is any non-production environment of Microsoft Dataverse. Isolated from production, a sandbox environment is the place to safely develop

and test application changes with low risk.

Reference:

<https://docs.microsoft.com/en-us/power-platform/admin/trial-environments> <https://docs.microsoft.com/en-us/power-platform/admin/sandbox-environments>

NEW QUESTION 187

DRAG DROP - (Topic 4)

DRAG DROP

A company uses Power Apps and Microsoft Dataverse.

The company has model driven apps across multiple Microsoft Dataverse environments in the same tenant. You must grant privileges to Power Apps makers to achieve the following:

- Share model-driven apps in multiple Microsoft Dataverse environments.
- Share model-driven apps in only one of the Microsoft Dataverse environments and view only table records that they create themselves.

You need to share the model-driven app with users by using the principle of least privilege. Which security role privilege should you grant for each requirement? To answer, drag the

appropriate security roles to the correct requirements. Each security role may be used once,

more than once, or not at all. You may need to drag the split bar between panes or scroll to view content.

NOTE: Each correct answer is worth one point.



A. Mastered

B. Not Mastered

Answer: A

Explanation:



NEW QUESTION 188

- (Topic 4)

A company creates an app that uses Microsoft Dataverse tables.

The app creator wants to verify that the app is operating as expected by using a sample set of real-world data.

You need to import the sample data into Dataverse tables.

Which two technologies can you use? Each correct answer presents a complete solution.

NOTE: Each correct selection is worth one point.

A. Power BI

B. SharePoint

C. Power Query

D. Dataflows

Answer: CD

Explanation:

C: You can create a table in Dataverse and fill that table with data from an OData feed by using Power Query. You can use the same techniques to integrate data from these online and on-premises sources, among others:

SQL Server Salesforce IBM DB2

Access

Excel Web APIs

OData feeds Text files

D: You can create a new Dataverse table that stores all the metadata from the dataflow run. For every refresh of a dataflow, a record is added to this table. You can also store metadata for multiple dataflow runs in the same table.

Reference:

<https://docs.microsoft.com/en-us/power-query/dataflows/load-dataflow-metadata-into-dataverse-table>

<https://docs.microsoft.com/en-us/power-query/dataflows/add-data-power-query>

NEW QUESTION 193

HOTSPOT - (Topic 4)

You need to store a list of products and their colors. You have a Power Apps app that includes the following elements:

? a text box for the product name

? a drop-down list for the product color

? a button to add a product to the list

? a status message that shows whether the addition of a product to the list was successful

The button uses the following formula:

```
Collect(  
colProductList,  
{  
Product: txtProductName.Text, Color: drpColors.Selected.Value  
}  
);  
Set(  
vStatusMessage, "Added '" & txtProductName.Text & "'"  
);  
timStatusMessage.Start;
```

For each of the following statements, select Yes if the statement is true. Otherwise, select No.
NOTE: Each correct selection is worth one point.

Statements	Yes	No
You must explicitly declare the collection before you can add product names and colors to the collection.	<input type="radio"/>	<input type="radio"/>
The formula stores the product name and the color in a collection.	<input type="radio"/>	<input type="radio"/>
vStatusMessage is a context variable that is used to store the status message.	<input type="radio"/>	<input type="radio"/>

- A. Mastered
- B. Not Mastered

Answer: A

Explanation:

Box 1: No
The Collect function adds records to a data source. If the data source doesn't already exist, a collection is created.
Box 2: Yes
Box 3: No
Use the Set function to set the value of a global variable, which temporarily holds a piece of information, such as the number of times the user has selected a button or the result of a data operation.

NEW QUESTION 197

DRAG DROP - (Topic 4)
A company uses Power Automate and Power Apps to streamline business processes. You need to use AI Builder to analyze customer reviews of the company's products.
In which order should you perform the actions? To answer, move all actions from the list of actions to the answer area and arrange them in the correct order.

Action

Publish the model.

Connect data to the model.

Train the model.

Use the model in a Power Automate flow.

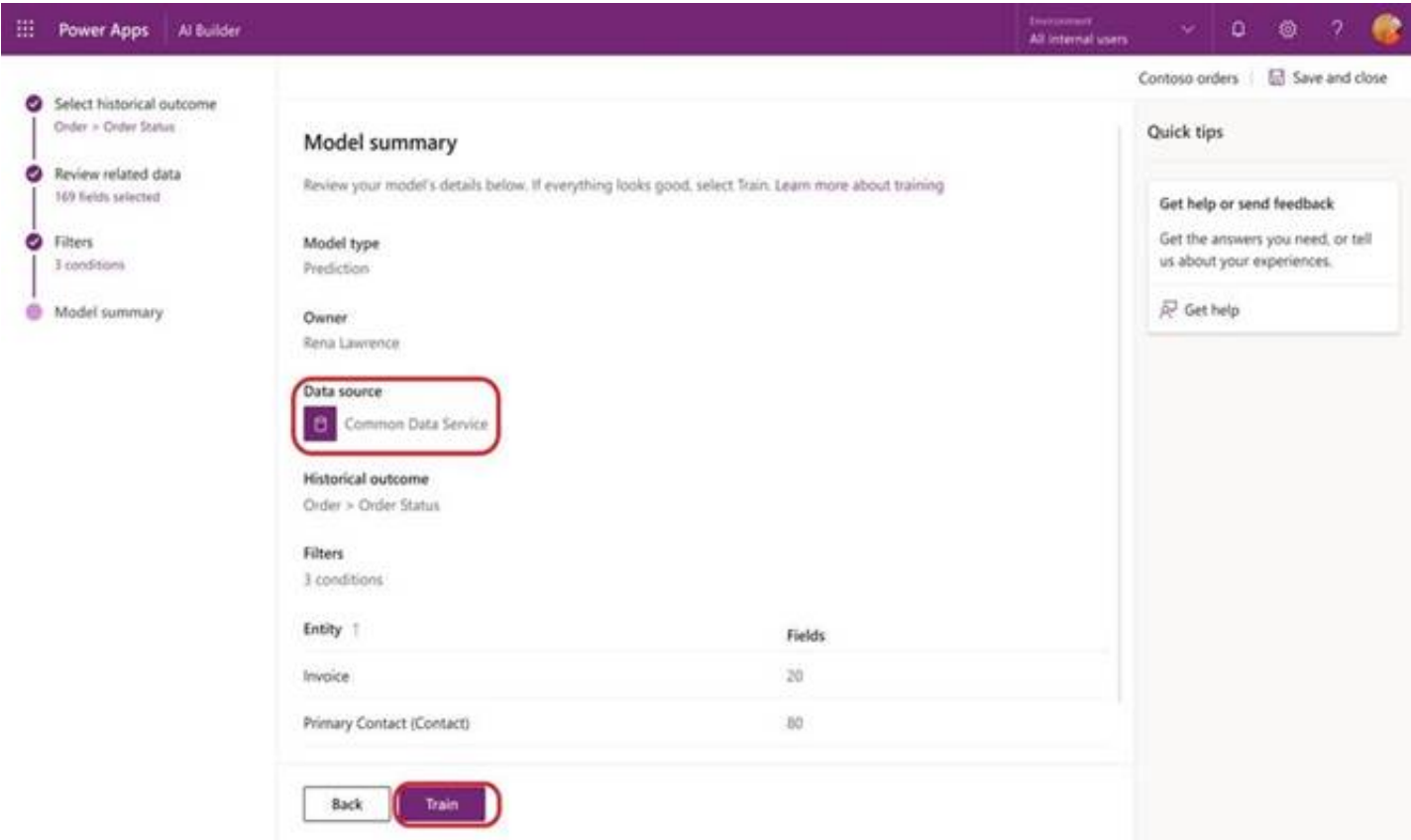
Answer Area

- A. Mastered
- B. Not Mastered

Answer: A

Explanation:

Step 1: Connect data to the model.
First create an AI Builder form processing model for the customer reviews you want to process.



Step 2: Train the model. Step 3: Publish the model.
Step 4: Use the model in a Power Automate flow.
Once you train and publish the model, create a solution-aware flow in Power Automate.

NEW QUESTION 201

- (Topic 4)
You have a Power Apps solution that includes three model-driven apps, a business process flow, and a scheduled flow. The solution is deployed to a datacentre in the United States.
You plan to deploy the solution to Canada.
You need to identify applicable government regulations for all components of the solution. Which three actions should you perform? Each correct answer presents part of the solution.
NOTE: Each correct selection is worth one point.

- A. View results in the Service Trust portal.
- B. Check the results of the Solution checker.
- C. Identify regulations for the region where the tenant resides.
- D. Identify all regulations for the region where the Common Data Service database resides.
- E. Configure data loss prevention (DLP) policies in the Power Platform Admin center.

Answer: ADE

Explanation:

A: The Microsoft Service Trust Portal provides a variety of content, tools, and other resources about Microsoft security, privacy, and compliance practices.
D: The Service Trust Portal contains details about Microsoft's implementation of controls and processes that protect our cloud services and the customer data therein.
Reference:
<https://docs.microsoft.com/en-us/microsoft-365/compliance/get-started-with-service-trust-portal>

NEW QUESTION 202

HOTSPOT - (Topic 4)
HOTSPOT
A bicycle shop uses Microsoft Dataverse to track bicycle rentals and renter information. The bicycle shop has a standalone tablet with a canvas app. Renters use the app to check out bicycles. Only one renter at a time can check out bicycles.
Multiple renters can rent as a team. You must expand the app to allow team rentals in one step. All team members must be registered under a single phone number.
You need to modify the canvas app to display team and team member information, along with bicycle information
Which UI elements should you use for each requirement? To answer, select the appropriate options in the answer area.
NOTE: Each correct selection is worth one point.

Answer Area

Requirement	UI element
Phone number lookup	Choice
	Text input
	Choice
	Pin input
Team members and their bicycles	Gallery
	List box
	Container
	Data table
	Gallery

A. Mastered

B. Not Mastered

Answer: A

Explanation:

Answer Area

Requirement	UI element
Phone number lookup	Choice
Team members and their bicycles	Gallery

NEW QUESTION 206

- (Topic 4)

You create a custom table as part of a solution in the development environment. You deploy major version solutions as managed solutions to production. The organization does not allow new solutions to be created in the production environment.

When a minor update is made to a column length, users cannot enter entire values. You need to allow users to enter entire values in the column.

Solution: Update the column length in the development environment. Export the solution as a managed solution, import the solution into production

Does the solution meet the goal?

A. Yes

B. No

Answer: B

NEW QUESTION 211

- (Topic 4)

You have a Power Automate flow that processes files in a Microsoft SharePoint document files.

Before leaving the office for the day, the manager must initiate the flow. The flow must not start processing files before 11:00 PM.

You need to configure the flow.

Which two actions should you perform? Each correct answer presents part of the solution.

NOTE: Each correct selection is worth one point.

A. Add a recurrence trigger and configure to run daily at 11 00 PM.

B. Add a Condition actio

C. If the time greater than 11:00 PM use a Terminate action prevent further processing.

D. Manually trigger the flow.

E. Add a Delay Until action and enter the timestamp for 11 00 PM.

Answer: CD

Explanation:

Delay an action until a specific timestamp.

Note: The Microsoft Dataverse connector provides four ways to add wait conditions. Use these wait conditions when you need to delay processing in your flows until a particular condition is met.

? Postpone triggering the flow and the first action until a specific time: Wait condition using Postpone Until.

? Add a fixed delay before the next step.

? Delay an action until a specific timestamp.

? Delay an action until a specific event occurs.

Reference:

<https://docs.microsoft.com/en-us/power-automate/dataverse/wait-conditions>

NEW QUESTION 212

- (Topic 4)

A company uses Microsoft Power Apps.

You need to create a canvas app to display a Microsoft Power BI report. The report must use the context of a selected record in the app. Data in a Power BI control must be filtered to display the context of the selected record.

You need to propose the right solution.

Solution: Append filter parameter to Power BI report URL. Does the solution meet the goal?

A. Yes

B. No

Answer: A

NEW QUESTION 213

- (Topic 4)

A company has hundreds of warehouses. You are developing an app for the shipping department at the company. The app must be able to provide the warehouse address for shipments. You need to create the warehouse field on the app form. Which field type should you use?

A. Chores

B. Choice

C. Text

D. Lookup

Answer: D

NEW QUESTION 217

.....

Thank You for Trying Our Product

We offer two products:

1st - We have Practice Tests Software with Actual Exam Questions

2nd - Questions and Answers in PDF Format

PL-100 Practice Exam Features:

- * PL-100 Questions and Answers Updated Frequently
- * PL-100 Practice Questions Verified by Expert Senior Certified Staff
- * PL-100 Most Realistic Questions that Guarantee you a Pass on Your First Try
- * PL-100 Practice Test Questions in Multiple Choice Formats and Updates for 1 Year

100% Actual & Verified — Instant Download, Please Click
[Order The PL-100 Practice Test Here](#)