



Fortinet

Exam Questions NSE5_FMG-7.2

Fortinet NSE 5 - FortiManager 7.2

About ExamBible

[Your Partner of IT Exam](#)

Found in 1998

ExamBible is a company specialized on providing high quality IT exam practice study materials, especially Cisco CCNA, CCDA, CCNP, CCIE, Checkpoint CCSE, CompTIA A+, Network+ certification practice exams and so on. We guarantee that the candidates will not only pass any IT exam at the first attempt but also get profound understanding about the certificates they have got. There are so many alike companies in this industry, however, ExamBible has its unique advantages that other companies could not achieve.

Our Advances

* 99.9% Uptime

All examinations will be up to date.

* 24/7 Quality Support

We will provide service round the clock.

* 100% Pass Rate

Our guarantee that you will pass the exam.

* Unique Gurantee

If you do not pass the exam at the first time, we will not only arrange FULL REFUND for you, but also provide you another exam of your claim, ABSOLUTELY FREE!

NEW QUESTION 1

- (Exam Topic 1)

Which configuration setting for FortiGate is part of a device-level database on FortiManager?

- A. VIP and IP Pools
- B. Firewall policies
- C. Security profiles
- D. Routing

Answer: D

Explanation:

The FortiManager stores the FortiGate configuration details in two distinct databases. The device-level database includes configuration details related to device-level settings, such as interfaces, DNS, routing, and more. The ADOM-level database includes configuration details related to firewall policies, objects, and security profiles.

NEW QUESTION 2

- (Exam Topic 1)

Which two statements about the scheduled backup of FortiManager are true? (Choose two.)

- A. It does not back up firmware images saved on FortiManager.
- B. It can be configured using the CLI and GUI.
- C. It backs up all devices and the FortiGuard database.
- D. It supports FTP, SCP, and SFTP.

Answer: AD

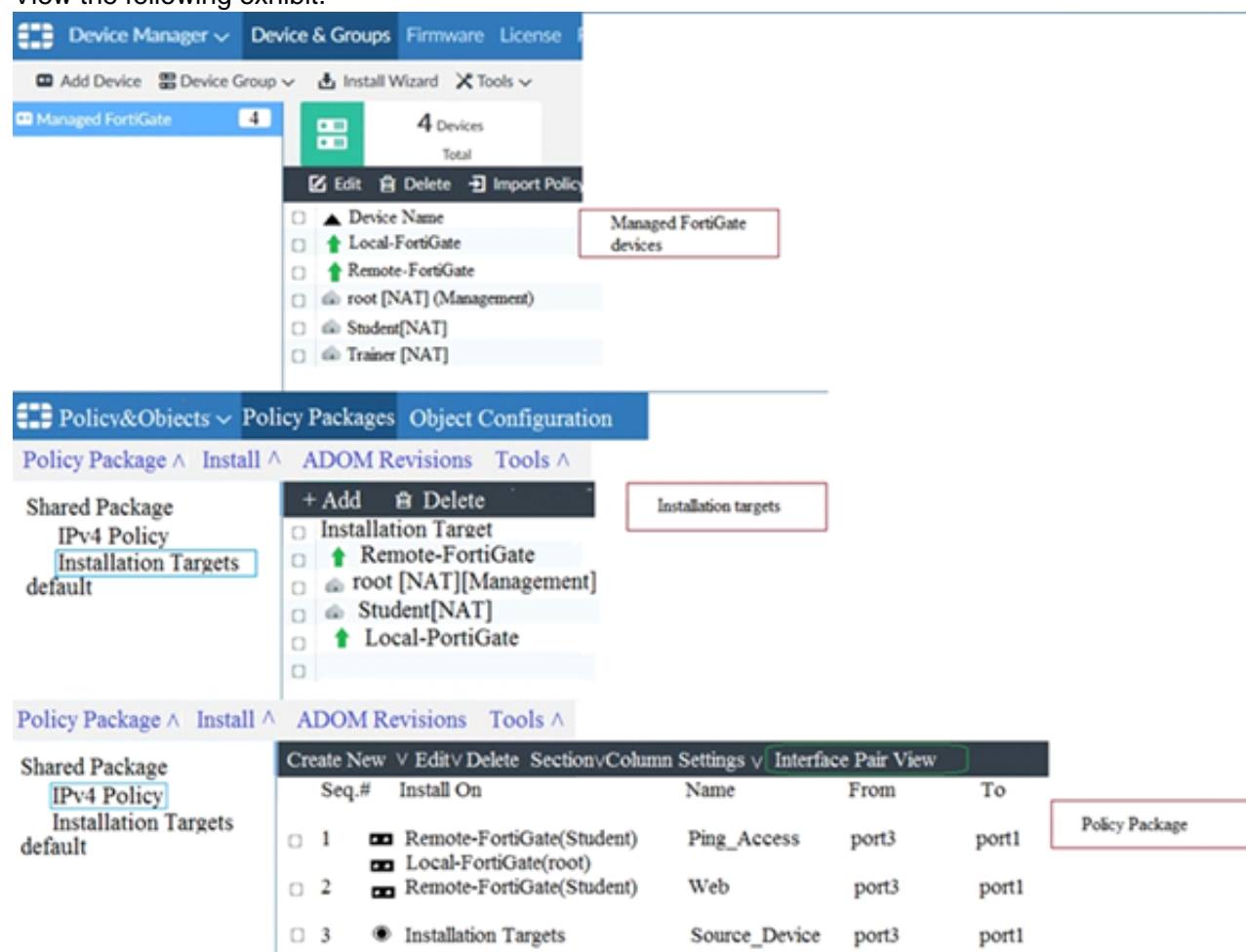
Explanation:

Reference: https://docs.ansible.com/ansible/latest/collections/fortinet/fortimanager/fmgr_system_backup_allsettings_modul

NEW QUESTION 3

- (Exam Topic 1)

View the following exhibit.



The screenshot displays the FortiManager GUI. The top navigation bar includes 'Device Manager', 'Device & Groups', 'Firmware', and 'License'. The 'Device Manager' section shows a list of devices under 'Managed FortiGate'. The 'Policy Packages' section shows a list of installation targets. The 'Policy Package' section shows a table of installation targets.

Seq.#	Install On	Name	From	To
1	Remote-FortiGate(Student)	Ping_Access	port3	port1
2	Local-FortiGate(root)	Web	port3	port1
3	Installation Targets	Source_Device	port3	port1

Given the configurations shown in the exhibit, what can you conclude from the installation targets in the Install On column?

- A. The Install On column value represents successful installation on the managed devices
- B. Policy seq#3 will be installed on all managed devices and VDOMs that are listed under Installation Targets
- C. Policy seq#3 will be installed on the Trainer[NAT] VDOM only
- D. Policy seq#3 will be not installed on any managed device

Answer: B

NEW QUESTION 4

- (Exam Topic 1)

An administrator with the Super_User profile is unable to log in to FortiManager because of an authentication failure message. Which troubleshooting step should you take to resolve the issue?

- A. Make sure FortiManager Access is enabled in the administrator profile

- B. Make sure Offline Mode is disabled
- C. Make sure the administrator IP address is part of the trusted hosts.
- D. Make sure ADOMs are enabled and the administrator has access to the Global ADOM

Answer: C

Explanation:

Even if a user entered the correct userid/password, the FMG denies access if a user is logging in from an untrusted source IP subnets.
Reference: <https://docs.fortinet.com/document/fortimanager/6.0.3/administration-guide/107347/trusted-hosts>

NEW QUESTION 5

- (Exam Topic 1)

Refer to the exhibit.

```
FortiManager # diagnose dvm device list
--- There are currently 1 devices/vdoms managed ---

TYPE      OID    SN      HA    IP      NAME      ADOM    IPS      FIRMWARE
fmq/faz enabled 157  FGVM01.. -    10.200.1.1  Local-FortiGate  My_ADOM  14.00641 (regular) 6.0 MR2 (866)
|- STATUS: dev-db: modified; conf: in sync; cond: pending; dm: retrieved; conn: up
|- vdom:[3]root flags:0 adom:My_ADOM pkg:[imported]Local-FortiGate
```

Which two statements about the output are true? (Choose two.)

- A. The latest revision history for the managed FortiGate does match with the FortiGate running configuration
- B. Configuration changes have been installed to FortiGate and represents FortiGate configuration has been changed
- C. The latest history for the managed FortiGate does not match with the device-level database
- D. Configuration changes directly made on the FortiGate have been automatically updated to device-level database

Answer: AC

Explanation:

STATUS: dev-db: modified; conf: in sync; cond: pending; dm: retrieved; conn: up – dev-db: modified –

This is the device setting status which indicates that configuration changes were made on FortiManager.

– conf: in sync – This is the sync status which shows that the latest revision history is in sync with Fortigate's configuration. – cond: pending – This is the configuration status which says that configuration changes need to be installed.

Most probably a retrieve was done in the past (dm: retrieved) updating the revision history DB (conf: in sync) and FortiManager device level DB, now there is a new modification on FortiManager device level DB (dev-db: modified) which wasn't installed to FortiGate (cond: pending), hence; revision history DB is not aware of that modification and doesn't match device DB.

Conclusion: – Revision DB does match FortiGate. – No changes were installed to FortiGate yet. – Device DB doesn't match Revision DB. – No changes were done on FortiGate (auto-update) but configuration was retrieved instead

After an Auto-Update or Retrieve: device database = latest revision = FGT

Then after a manual change on FMG end (but no install yet): latest revision = FGT (still) but now device database has been modified (is different).

After reverting to a previous revision in revision history: device database = reverted revision != FGT

NEW QUESTION 6

- (Exam Topic 1)

Refer to the exhibit.

```
Start to import config from device(Local-FortiGate) vdom(root) to
adom(My_ADOM), package(Local-FortiGate_root)

"firewall service category",SKIPPED,"(name=General, oid=697, DUPLICATE)"

"firewall address",SUCCESS,"(name=LOCAL_SUBNET, oid=684, new object)"

"firewall service custom",SUCCESS,"(name=ALL, oid=863, update previous
object)"

"firewall policy",SUCCESS,"(name=1, oid = 1090, new object)"
```

Which statement about the object named ALL is true?

- A. FortiManager updated the object ALL using the FortiGate value in its database.
- B. FortiManager installed the object ALL with the updated value.
- C. FortiManager created the object ALL as a unique entity in its database, which can be only used by this managed FortiGate.
- D. FortiManager updated the object ALL using the FortiManager value in its database.

Answer: A

NEW QUESTION 7

- (Exam Topic 1)

View the following exhibit.

Starting Log (Run the device)

```
Start installing
Local-FortiGate $ config user device
Local-FortiGate (device) $ edit "mydevice"
new entry 'mydevice' added
Local-FortiGate (mydevice) $ next
MAC address can not be 0
Node_check_object fail!for mac 00:00:00:00:00:00
Attribute 'mac' value '00:00:00:00:00:00' checkingfail -33
Command fail. Return code 1
Local-FortiGate (device) $ end
...
Local-FortiGate $ config firewall policy
Local-FortiGate (policy) $ edit 2
New entry '2' added
Local-FortiGate (2) $ set name "Device_policy"
Local-FortiGate (2) $ set uuid 64...
Local-FortiGate (2) $ set srcintf "port3"
Local-FortiGate (2) $ set dstintf "port1"
Local-FortiGate (2) $ set srcaddr "all"
Local-FortiGate (2) $ set dstaddr "all"
Local-FortiGate (2) $ set action accept
Local-FortiGate (2) $ set schedule "always"
Local-FortiGate (2) $ set service "ALL"
Local-FortiGate (2) $ set devices "mydevice"
Entry not found in datasource
Value parse error before 'mydevice'
Command fail. Return code -3
Local-FortiGate (2) $ set nat enable
Local-FortiGate (2) $ next
Local-FortiGate (policy) $ end
...
```

Which statement is true regarding this failed installation log?

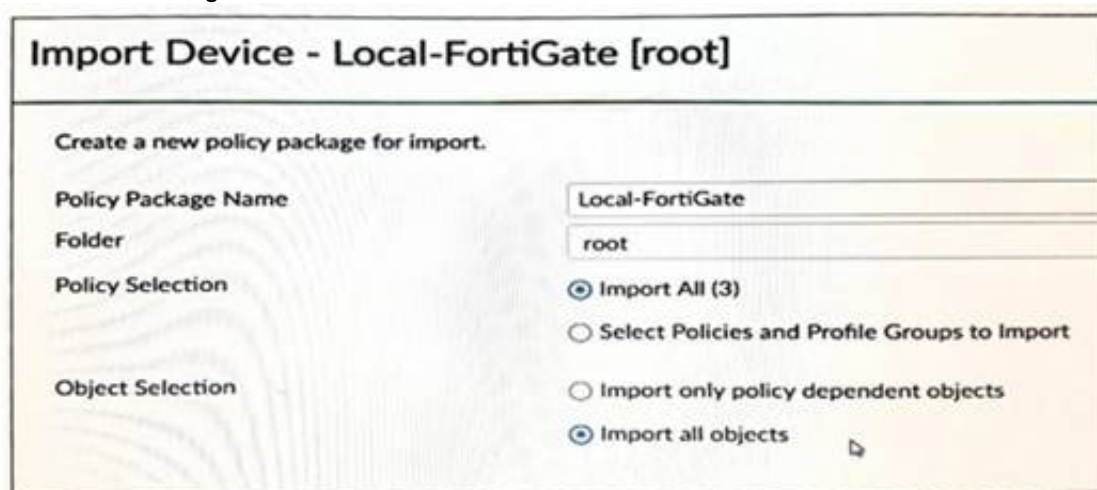
- A. Policy ID 2 is installed without a source address
- B. Policy ID 2 will not be installed
- C. Policy ID 2 is installed in disabled state
- D. Policy ID 2 is installed without a source device

Answer: D

NEW QUESTION 8

- (Exam Topic 1)

View the following exhibit.



Import Device - Local-FortiGate [root]	
Create a new policy package for import.	
Policy Package Name	Local-FortiGate
Folder	root
Policy Selection	<input checked="" type="radio"/> Import All (3) <input type="radio"/> Select Policies and Profile Groups to Import
Object Selection	<input type="radio"/> Import only policy dependent objects <input checked="" type="radio"/> Import all objects

An administrator is importing a new device to FortiManager and has selected the shown options. What will happen if the administrator makes the changes and installs the modified policy package on this managed FortiGate?

- A. The unused objects that are not tied to the firewall policies will be installed on FortiGate
- B. The unused objects that are not tied to the firewall policies will remain as read-only locally on FortiGate
- C. The unused objects that are not tied to the firewall policies locally on FortiGate will be deleted
- D. The unused objects that are not tied to the firewall policies in policy package will be deleted from the FortiManager database

Answer: C

Explanation:

Reference:

<https://community.fortinet.com/t5/FortiManager/Import-all-objects-Versus-Import-only-policy-dependent-objec>

NEW QUESTION 9

- (Exam Topic 2)

What will be the result of reverting to a previous revision version in the revision history?

- A. It will install configuration changes to managed device automatically
- B. It will tag the device settings status as Auto-Update
- C. It will generate a new version ID and remove all other revision history versions
- D. It will modify the device-level database

Answer: D

NEW QUESTION 10

- (Exam Topic 2)

What does a policy package status of Conflict indicate?

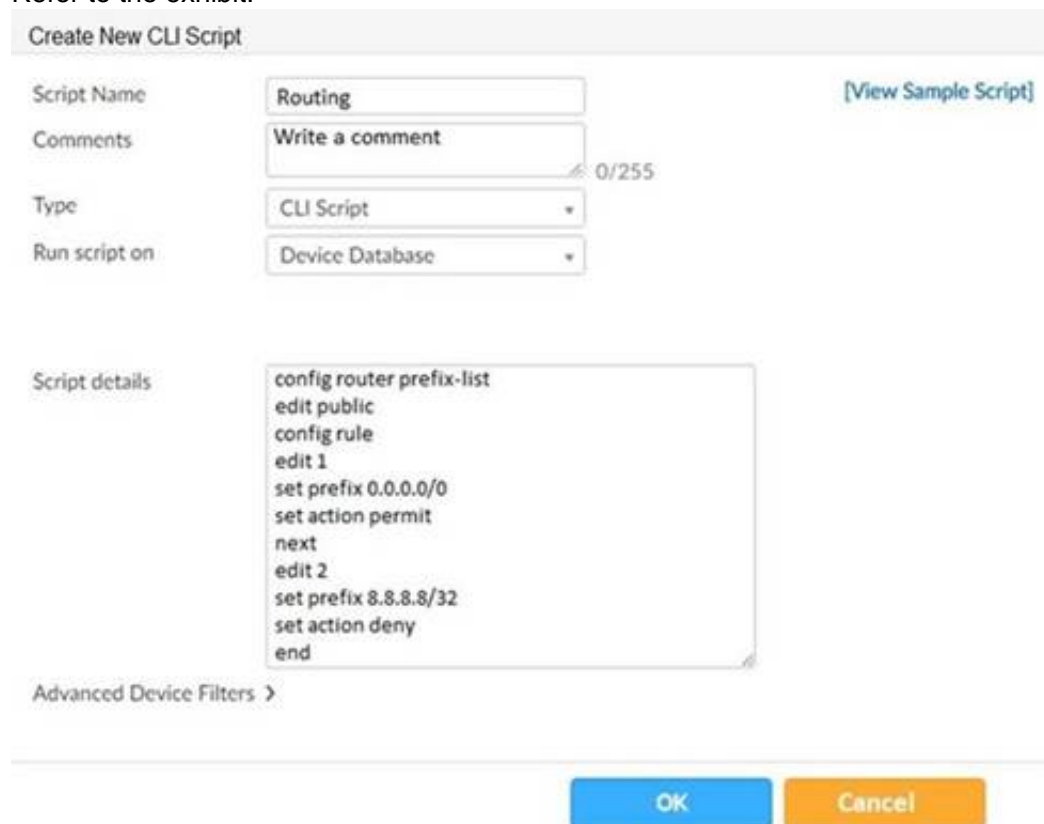
- A. The policy package reports inconsistencies and conflicts during a Policy Consistency Check.
- B. The policy package does not have a FortiGate as the installation target.
- C. The policy package configuration has been changed on both FortiManager and the managed device independently.
- D. The policy configuration has never been imported after a device was registered on FortiManager.

Answer: C

NEW QUESTION 10

- (Exam Topic 2)

Refer to the exhibit.



Which two statements are true if the script is executed using the Device Database option? (Choose two.)

- A. You must install these changes using the Install Wizard to a managed device
- B. The successful execution of a script on the Device Database will create a new revision history
- C. The script history will show successful installation of the script on the remote FortiGate
- D. The Device Settings Status will be tagged as Modified

Answer: AD

NEW QUESTION 11

- (Exam Topic 3)

What does the diagnose dvm check-integrity command do? (Choose two.)

- A. Internally upgrades existing ADOMs to the same ADON version in order to clean up and correct the ADOM syntax
- B. Verifies and corrects unregistered, registered, and deleted device states
- C. Verifies and corrects database schemas in all object tables
- D. Verifies and corrects duplicate VDOM entries

Answer: BD

Explanation:

* 6.2 Study Guide page 305 verify and correct parts of the device manager databases, including:– inconsistent device-to-group and group-to-ADOM memberships– unregistered, registered, and deleted device states– device lock statuses– duplicate VDOM entries

NEW QUESTION 12

- (Exam Topic 3)

Which of the following statements are true regarding schedule backup of FortiManager? (Choose two.)

- A. Backs up all devices and the FortiGuard database.
- B. Does not back up firmware images saved on FortiManager
- C. Supports FTP, SCP, and SFTP
- D. Can be configured from the CLI and GUI

Answer: BC

NEW QUESTION 17

- (Exam Topic 3)

In addition to the default ADOMs, an administrator has created a new ADOM named Training for FortiGate devices. The administrator authorized the FortiGate device on FortiManager using the Fortinet Security Fabric.

Given the administrator's actions, which statement correctly describes the expected result?

- A. The FortiManager administrator must add the authorized device to the Training ADOM using the Add Device wizard only.
- B. The authorized FortiGate will be automatically added to the Training ADOM.
- C. The authorized FortiGate will appear in the root ADOM.
- D. The authorized FortiGate can be added to the Training ADOM using FortiGate Fabric Connectors.

Answer: C

NEW QUESTION 20

- (Exam Topic 3)

Which two settings are required for FortiManager Management Extension Applications (MEA)? (Choose two.)

- A. When you configure MEA, you must open TCP or UDP port 540.
- B. You must open the ports to the Fortinet registry
- C. You must create a MEA special policy on FortiManager using the super user profile
- D. The administrator must have the super user profile.

Answer: CD

NEW QUESTION 24

- (Exam Topic 3)

An administrator is in the process of moving the system template profile between ADOMs by running the following command: execute improfile import-profile ADOM2 3547 /tmp/myfile Where does the administrator import the file from?

- A. File system
- B. ADOM1
- C. ADOM2 object database
- D. ADOM2

Answer: D

NEW QUESTION 29

- (Exam Topic 3)

What does a policy package status of Modified indicate?

- A. FortiManager is unable to determine the policy package status
- B. The policy package was never imported after a device was registered on FortiManager
- C. The Policy configuration has been changed on a managed device and changes have not yet been imported into FortiManager
- D. The Policy package configuration has been changed on FortiManager and changes have not yet been installed on the managed device.

Answer: D

Explanation:

Reference: http://help.fortinet.com/fmgr/50hlp/56/5-6-1/FortiManager_Admin_Guide/1200_Policy%20and%20Objects/0800_Managing%20policy%20packages/2200_Policy%20Packag

NEW QUESTION 32

- (Exam Topic 3)

Refer to the exhibit.

```
Start to import config from device(Local-FortiGate) vdom(root) to
adom(My_ADOM), package(Local-FortiGate_root)

"firewall service category",SKIPPED,"(name=General, oid=697, DUPLICATE)"

"firewall address",SUCCESS,"(name=LOCAL_SUBNET, oid=684, new object)"

"firewall service custom",SUCCESS,"(name=ALL, oid=863, update previous
object)"

"firewall policy",SUCCESS,"(name=1, oid=1090, new object)"
```

Given the configuration shown in the exhibit, how did FortiManager handle the service category named General?

- A. FortiManager ignored the firewall service category General but created a new service category in its database.
- B. FortiManager ignored the firewall service category general and deleted the duplicate value In Its database
- C. FortiManager ignored the firewall service category General and updated the FortiGate duplicate value in the FortiGate database.
- D. FortiManager ignored the firewall service category General and did not update Its database with the value

Answer: C

NEW QUESTION 34

.....

Relate Links

100% Pass Your NSE5_FMG-7.2 Exam with ExamBible Prep Materials

https://www.exambible.com/NSE5_FMG-7.2-exam/

Contact us

We are proud of our high-quality customer service, which serves you around the clock 24/7.

Viste - <https://www.exambible.com/>