

# Microsoft

## Exam Questions AZ-700

Designing and Implementing Microsoft Azure Networking Solutions



### NEW QUESTION 1

SIMULATION - (Topic 4)

Task 1

You plan to deploy a firewall to subnetl-2. The firewall will have an IP address of 10.1.2.4. You need to ensure that traffic from subnetl-1 to the IP address range of 192.168.10.0/24 is routed through the firewall that will be deployed to subnetl-2. The solution must be achieved without using dynamic routing protocols.

- A. Mastered
- B. Not Mastered

**Answer:** A

#### Explanation:

? To deploy a firewall to subnetl-2, you need to create a network virtual appliance (NVA) in the same virtual network as subnetl-2. An NVA is a virtual machine that performs network functions, such as firewall, routing, or load balancing1.

? To create an NVA, you need to create a virtual machine in the Azure portal and select an image that has the firewall software installed. You can choose from the Azure Marketplace or upload your own image2.

? To assign the IP address of 10.1.2.4 to the NVA, you need to create a static private IP address for the network interface of the virtual machine. You can do this in the IP configurations settings of the network interface3.

? To ensure that traffic from subnetl-1 to the IP address range of 192.168.10.0/24 is routed through the NVA, you need to create a user-defined route (UDR) table and associate it with subnetl-1. A UDR table allows you to override the default routing behavior of Azure and specify custom routes for your subnets4.

? To create a UDR table, you need to go to the Route tables service in the Azure portal and select + Create. You can give a name and a resource group for the route table5.

? To create a custom route, you need to select Routes in the route table and select + Add. You can enter the following information for the route5:

? To associate the route table with subnetl-1, you need to select Subnets in the route table and select + Associate. You can select the virtual network and subnet that you want to associate with the route table5.

### NEW QUESTION 2

SIMULATION - (Topic 4)

Task 9

You need to ensure that subnet4-3 can accommodate 507 hosts.

- A. Mastered
- B. Not Mastered

**Answer:** A

#### Explanation:

Here are the steps and explanations for ensuring that subnet4-3 can accommodate 507 hosts:

? To determine the subnet size that can accommodate 507 hosts, you need to use the formula: number of hosts =  $2^{(32 - n)} - 2$ , where n is the number of bits in the subnet mask1. You need to find the value of n that satisfies this equation for 507 hosts.

? To solve this equation, you can use trial and error or a binary search method. For example, you can start with n = 24, which is the default subnet mask for Class C networks. Then, plug in the value of n into the formula and see if it is too big or too small for 507 hosts.

? If you try n = 24, you get number of hosts =  $2^{(32 - 24)} - 2 = 254$ , which is too small. You need to increase the value of n to get a larger number of hosts.

? If you try n = 25, you get number of hosts =  $2^{(32 - 25)} - 2 = 510$ , which is just enough to accommodate 507 hosts. You can stop here or try a smaller value of n to see if it still works.

? If you try n = 26, you get number of hosts =  $2^{(32 - 26)} - 2 = 254$ , which is too small again. You need to decrease the value of n to get a larger number of hosts.

? Therefore, the smallest value of n that can accommodate 507 hosts is n = 25. This means that the subnet mask for subnet4-3 should be /25 or 255.255.255.128 in dot-decimal notation1.

? To change the subnet mask for subnet4-3, you need to go to the Azure portal and select your virtual network. Then select Subnets under Settings and select subnet4-3 from the list2.

? On the Edit subnet page, under Address range (CIDR block), change the value from /24 to /25. Then select Save2.

### NEW QUESTION 3

SIMULATION - (Topic 4)

Task 8

You need to ensure that the storage34280945 storage account will only accept connections from hosts on VNET1

- A. Mastered
- B. Not Mastered

**Answer:** A

#### Explanation:

Here are the steps and explanations for ensuring that the storage34280945 storage account will only accept connections from hosts on VNET1:

? To restrict network access to your storage account, you need to configure the Azure Storage firewall and virtual network settings for your storage account. You can do this in the Azure portal by selecting your storage account and then selecting Networking under Settings1.

? On the Networking page, select Firewalls and virtual networks, and then select Selected networks under Allow access from1. This will block all access to your storage account except from the networks or resources that you specify.

? Under Virtual networks, select + Add existing virtual network. Then select VNET1 from the list of virtual networks and select the subnet that contains the hosts that you want to allow access to your storage account1. This will enable a service endpoint for Storage in the subnet and configure a virtual network rule for that subnet through the Azure storage firewall2.

? Select Add to add the virtual network and subnet to your storage account1.

? Select Save to apply your changes1.

### NEW QUESTION 4

SIMULATION - (Topic 4)

Task 11

You are preparing to connect your on-premises network to VNET4 by using a Site-to-Site VPN. The on-premises endpoint of the VPN will be created on a firewall named Firewall 1.

The on-premises network has the following configurations:

- Internal address range: 10.10.0.0/16.
- Firewall 1 internal IP address: 10.10.1.1.
- Firewall1 public IP address: 131.107.50.60. BGP is NOT used.

You need to create the object that will provide the IP addressing configuration of the on- premises network to the Site-to-Site VPN. You do NOT need to create a virtual network gateway to complete this task.

- A. Mastered
- B. Not Mastered

**Answer:** A

**Explanation:**

Here are the steps and explanations for creating the object that will provide the IP addressing configuration of the on-premises network to the Site-to-Site VPN:

? The object that you need to create is called a local network gateway. A local network gateway represents your on-premises network and VPN device in Azure. It contains the public IP address of your VPN device and the address prefixes of your on-premises network that you want to connect to the Azure virtual network1.

? To create a local network gateway, you need to go to the Azure portal and select Create a resource. Search for local network gateway, select Local network gateway, then select Create2.

? On the Create local network gateway page, enter or select the following information and accept the defaults for the remaining settings:

? Select Review + create and then select Create to create your local network gateway2.

**NEW QUESTION 5**

SIMULATION - (Topic 4)

Task 5

You need to ensure that requests for wwwjelecloud.com from any of your Azure virtual networks resolve to frontdoor1.azurefd.net.

- A. Mastered
- B. Not Mastered

**Answer:** A

**Explanation:**

Here are the steps and explanations for ensuring that requests for wwwjelecloud.com from any of your Azure virtual networks resolve to frontdoor1.azurefd.net:

? To use a custom domain with your Azure Front Door, you need to create a

CNAME record with your domain provider that points to the Front Door default frontend host. A CNAME record is a type of DNS record that maps a source domain name to a destination domain name1.

? To create a CNAME record, you need to sign in to your domain registrar's website

and go to the page for managing DNS settings1.

? Create a CNAME record with the following information1:

? Save your changes and wait for the DNS propagation to take effect1.

? To verify the custom domain, you need to go to the Azure portal and select your Front Door profile. Then select Domains under Settings and select Add2.

? On the Add a domain page, select Non-Azure validated domain as the Domain type and enter wwwjelecloud.com as the Domain name. Then select Add2.

? On the Domains page, select wwwjelecloud.com and select Verify. This will check if the CNAME record is correctly configured2.

? Once the domain is verified, you can associate it with your Front Door endpoint.

On the Domains page, select wwwjelecloud.com and select Associate

endpoint. Then select your Front Door endpoint from the drop-down list and select Associate2.

**NEW QUESTION 6**

- (Topic 3)

You have the Azure virtual networks shown in the following table.

Name	Resource group	Location
Vnet1	RG1	East US
Vnet2	RG1	UK West
Vnet3	RG1	East US
Vnet4	RG1	UK West

You have the Azure resources shown in the following table.

Name	Type	Virtual network	Resource group	Location
VM1	Virtual machine	Vnet1	RG1	East US
VM2	Virtual machine	Vnet2	RG2	UK West
VM3	Virtual machine	Vnet3	RG3	East US
App1	App Service	Vnet1	RG4	East US
st1	Storage account	<i>Not applicable</i>	RG5	UK West

You need to check latency between the resources by using connection monitors in Azure Network Watcher.

What is the minimum number of connection monitors that you must create?

- A. 1
- B. 2
- C. 3

- D. 4
- E. 5

Answer: C

NEW QUESTION 7

HOTSPOT - (Topic 3)

Your on-premises network contains the subnets shown in the following table.

Name	IPv4 network address
Subnet1	192.168.10.0/24
Subnet2	192.168.20.0/24

The network contains a firewall named FW1 that uses a public IP address of 131.107.100.200. You have an Azure subscription that contains the resources shown in the following table.

Name	Type	Description
VNet1	Virtual network	Uses an address space of 10.1.0.0/16
GW1	Virtual network gateway	<ul style="list-style-type: none"><li>Uses a public IP address of 20.231.231.174</li><li>Uses a private IP address of 10.1.255.10</li></ul>
GatewaySubnet	Subnet	Uses an address space of 10.1.255.0/27
LNG1	Local network gateway	None

You plan to configure a Site-to-Site (S2S) VPN named VPN1 that will connect GW1 to FW1.

You need to configure LNG1 to support VPN1. The solution must meet the following requirements:

- Ensure that the resources on Subnet1 and Subnet2 can communicate with the resources on VNet1.
- Minimize administrative effort.

How should you configure LNG1? To answer, select the appropriate options in the answer area. NOTE: Each correct selection is worth one point.

Answer Area

Address space:

10.1.255.0/27

10.1.0.0/16

10.1.255.0/27

192.168.10.0/23

192.168.10.0/24 and 192.168.20.0/24

IP address:

20.231.231.174

10.1.0.1

10.1.255.10

20.231.231.174

131.107.100.200

- A. Mastered
- B. Not Mastered

Answer: A

Explanation:

Answer Area

Address space:

10.1.255.0/27

IP address:

20.231.231.174

NEW QUESTION 8

HOTSPOT - (Topic 3)

You have an Azure subscription that contains the virtual networks shown in the following table.

Name	Subnet	Peered with
VNet1	Subnet11, Subnet12	VNet2
VNet2	Subnet21	VNet1

The subscription contains the virtual machines shown in the following table.



Name	Connected to	Availability set
VM1	Subnet11	AS1
VM2	Subnet11	AS1
VM3	Subnet12	None
VM4	Subnet21	None

You create a load balancer named LB1 that has the following configurations:

- SKU: Basic
- Type: Internal
- Subnet: Subnet12
- Virtual network VNet1

For each of the following statements, select Yes if the statement is true. Otherwise, select No. NOTE: Each correct selection is worth one point.

Answer Area

Statements	Yes	No
LB1 can balance requests between VM1 and VM2.	<input type="radio"/>	<input type="radio"/>
LB1 can balance requests between VM2 and VM3.	<input type="radio"/>	<input type="radio"/>
LB1 can balance requests between VM3 and VM4.	<input type="radio"/>	<input type="radio"/>

- A. Mastered  
B. Not Mastered

Answer: A

Explanation:

Answer Area

Statements	Yes	No
LB1 can balance requests between VM1 and VM2.	<input checked="" type="radio"/>	<input type="radio"/>
LB1 can balance requests between VM2 and VM3.	<input type="radio"/>	<input checked="" type="radio"/>
LB1 can balance requests between VM3 and VM4.	<input type="radio"/>	<input checked="" type="radio"/>

### NEW QUESTION 9

HOTSPOT - (Topic 3)

You configure a route table named RT1 that has the routes shown in the following table.

Name	Prefix	Next hop type	Next hop IP address
Route1	0.0.0.0/0	Network virtual appliance (NVA)	192.168.0.4
Route2	10.0.0.0/24	Network virtual appliance (NVA)	192.168.0.4

You have an Azure virtual network named Vnet1 that has the subnets shown in the following table.

Name	Prefix	Route table
DMZ	192.168.0.0/24	None
FrontEnd	192.168.1.0/24	RT1
BackEnd	192.168.2.0/24	None

You have the resources shown in the following table.

Name	IP address	Type
NVA1	192.168.0.4	NVA
VM1	192.168.1.4	Virtual machine
VM2	192.168.2.4	Virtual machine

Vnet1 connects to an ExpressRoute circuit. The on-premises router advertises the following routes:

- \* 0.0.0.0/0
- \* 10.0.0.0/16

For each of the following statements, select Yes if the statement is true. Otherwise, select No. NOTE: Each correct selection is worth one point.

Answer Area

Statements	Yes	No
Internet traffic from NVA1 is routed to the on-premises network.	<input type="radio"/>	<input type="radio"/>
Traffic from VM1 is routed to the on-premises network through NVA1.	<input type="radio"/>	<input type="radio"/>
Traffic from VM1 is routed to VM2 through NVA1.	<input type="radio"/>	<input type="radio"/>

- A. Mastered
- B. Not Mastered

**Answer:** A

**Explanation:**

Answer Area	Statements	Yes	No
	Internet traffic from NVA1 is routed to the on-premises network.	<input checked="" type="radio"/>	<input type="radio"/>
	Traffic from VM1 is routed to the on-premises network through NVA1.	<input checked="" type="radio"/>	<input type="radio"/>
	Traffic from VM1 is routed to VM2 through NVA1.	<input checked="" type="radio"/>	<input type="radio"/>

#### NEW QUESTION 10

- (Topic 3)

You have an Azure subscription that contains multiple virtual machines in the West US Azure region.

You need to use Traffic Analytics.

Which two resources should you create? Each correct answer presents part of the solution. (Choose two.)

NOTE: Each correct answer selection is worth one point.

- A. an Azure Monitor workbook
- B. a Log Analytics workspace
- C. a storage account
- D. an Azure Sentinel workspace
- E. an Azure Monitor data collection rule

**Answer:** BC

**Explanation:**

Reference:

<https://docs.microsoft.com/en-us/azure/network-watcher/traffic-analytics> A storage account is used to store network security group flow logs.

A Log Analytics workspace is used by Traffic Analytics to store the aggregated and indexed data that is then used to generate the analytics.

<https://docs.microsoft.com/en-us/azure/network-watcher/traffic-analytics#enable-flow-log-settings>

#### NEW QUESTION 10

- (Topic 3)

Note: This question is part of a series of questions that present the same scenario. Each question in the series contains a unique solution that might meet the stated goals. Some question sets might have more than one correct solution, while others might not have a correct solution.

After you answer a question in this section, you will NOT be able to return to it. As a result, these questions will not appear in the review screen.

You have an Azure application gateway that has Azure Web Application Firewall (WAF) enabled.

You configure the application gateway to direct traffic to the URL of the application gateway.

You attempt to access the URL and receive an HTTP 403 error. You view the diagnostics log and discover the following error.

```
{
  "timestamp": "2021-04-02T18:13:45+00:00",
  "resourceID": "/SUBSCRIPTIONS/489f2hht-se7y-987v-g57l-463hw3479512/RESOURCEGROUPS/RG1/PROVIDERS/MICROSOFT.NETWORK/APPLICATIONGATEWAYS/AGW1",
  "operationName": "ApplicationGatewayFirewall",
  "category": "ApplicationGatewayFirewallLog",
  "properties": {
    "instanceId": "appgw_0",
    "clientIp": "137.135.10.24",
    "clientPort": "",
    "requestUri": "/login",
    "ruleSetType": "OWASP_CRS",
    "ruleSetVersion": "3.0.0",
    "ruleId": "920300",
    "message": "Request Missing an Accept Header",
    "action": "Matched",
    "site": "Global",
    "details": {
      "message": "Warning. Match of '\\\\*pm AppleWebKit Android\\\\*' against '\\\\*REQUEST_HEADER:User-Agent\\\\*' required. ",
      "data": "",
      "file": "rules\\REQUEST-920-PROTOCOL-ENFORCEMENT.conf",
      "line": "1247"
    }
  },
  "hostname": "appl.contoso.com",
  "transactionId": "f7546159yhjk7wall4568if5131t68h7",
  "policyId": "default",
  "policyScope": "Global",
  "popolicyScopeName": "Global",
}
```

You need to ensure that the URL is accessible through the application gateway. Solution: You add a rewrite rule for the host header.

Does this meet the goal?

- A. Yes
- B. No

**Answer:** B

**Explanation:**

<https://docs.microsoft.com/en-us/azure/application-gateway/rewrite-http-headers-url#limitations>

#### NEW QUESTION 15

HOTSPOT - (Topic 3)

You have an Azure virtual network named Vnet1 that contains two subnets named Subnet1 and Subnet2. You have the NAT gateway shown in the NATgateway1 exhibit, (Click the NATgateway1 tab)

NATgateway1

NAT gateway

✦

...

✕

»

🗑️ Delete

🔄 Refresh

^ Essentials

JSON View

Resource group (change)

:

RG1

Location

:

North Europe (Zone 1)

Subscription (change)

:

Subscription1

Subscription ID

:

169d1bba-ba4c-471c-b513-092eb7063265

Virtual network

:

Vnet1

Subnets

:

1

Public IP addresses

:

0

Public IP prefixes

:

1

Tags (change)

:

Click here to add tags

You have the virtual machine shown in the VM1 exhibit, (Click the VM1 tab)

VM1

Virtual machine

✦

...

✕

»

🔗 Connect

▶ Start

🔄 Restart

⏏ Stop

📡 Capture

🗑️ Delete

🔄 Refresh

...

^ Essentials

Resource group (change)

RG1

Operating system

Windows

Status

Running

Size

Standard B1s (1 vcpus, 1 GiB memory)

Location

North Europe (Zone 2)

Public IP address

-

Subscription (change)

Subscription1

Virtual network/subnet

Vnet1/Subnet1

Subscription ID

169d1bba-ba4c-471c-b513-092eb7063265

DNS name

-

Availability zone

2

Tags (change)

Click here to add tags

Subnet1 is configured as shown in the Subnet1 exhibit, (Click the Subnet1 tab)

Subnet1

Vnet1

Name

Subnet1

Subnet address range \*

10.100.1.0/24

10.100.1.0 - 10.100.1.255 (251 + 5 Azure reserved addresses)

☐

Add IPv6 address space

NAT gateway

NATgateway1

Network security group

None

Route table

None

SERVICE ENDPOINTS

Create service endpoint policies to allow traffic to specific azure resources from your virtual network over service endpoints. [Learn more](#)

Services

0 selected

SUBNET DELEGATION

Delegate subnet to a service

None

For each of the following statements, select Yes if the statement is true. Otherwise, select No

Statements	Yes	No
VM1 can communicate outbound by using NATgateway1.	<input type="radio"/>	<input type="radio"/>
The virtual machines in Subnet2 communicate outbound by using NATgateway1.	<input type="radio"/>	<input type="radio"/>
All the virtual machines that use NATgateway1 to connect to the internet use the same public IP address.	<input type="radio"/>	<input type="radio"/>

- A. Mastered
- B. Not Mastered

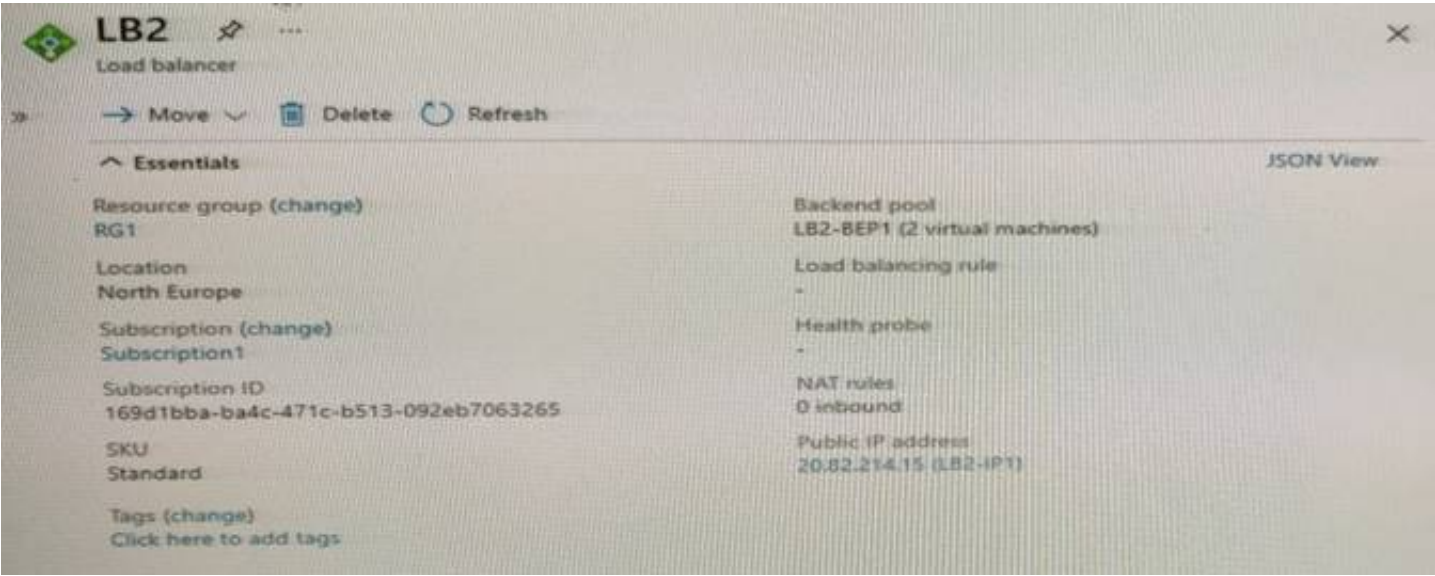
Answer: A

Explanation:  
Yes, Yes, No

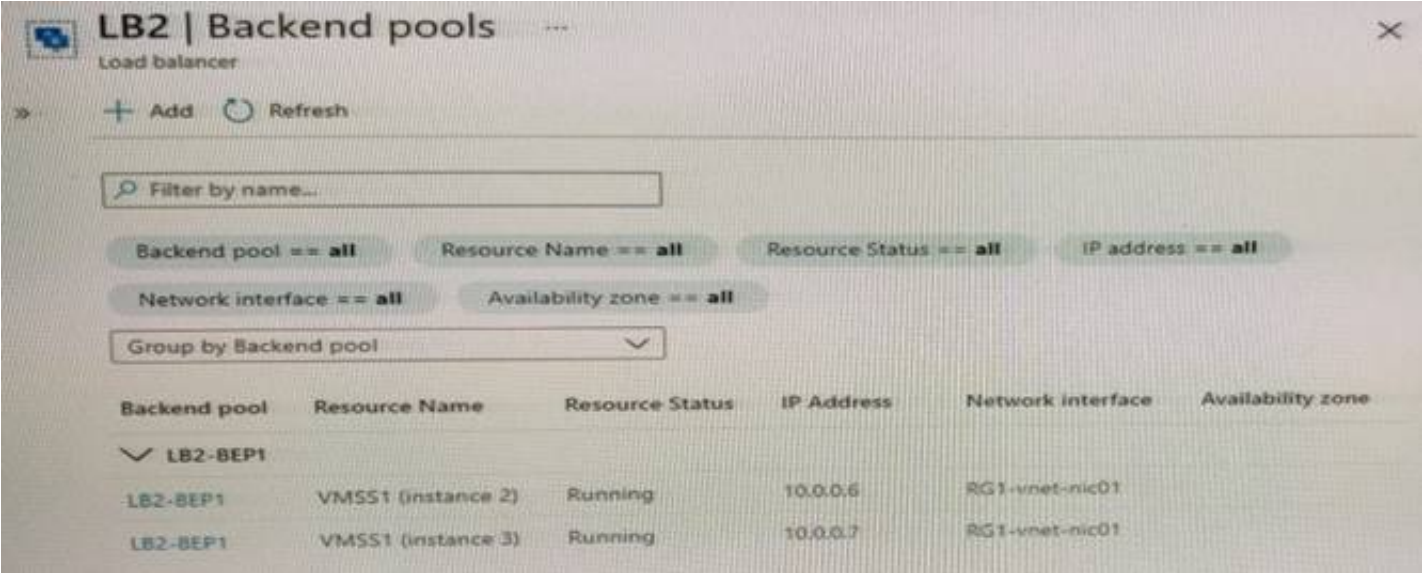
NEW QUESTION 18

- (Topic 3)  
You have the Azure load balancer shown in the Load Balancer exhibit.





LB2 has the backend pools shown in the Backend Pools exhibit.



You need to ensure that LB2 distributes traffic to all the members of VMSS1.  
Which two actions should you perform? Each correct answer presents part of the solution.  
NOTE: Each correct selection is worth one point.

- A. Add a network interface to VMSS1.
- B. Configure a health probe.
- C. Add a public IP address to each member of VMSS1.
- D. Add a load balancing rule.

Answer: BD

Explanation:


Reference:  
<https://docs.microsoft.com/en-us/azure/load-balancer/quickstart-load-balancer-standard-public-portal?tabs=option-1-create-load-balancer-standard>

NEW QUESTION 21

HOTSPOT - (Topic 3)

You have an Azure subscription that contains two virtual networks named Vnet1 and Vnet2.  
You register a public DNS zone named fabrikam.com. The zone is configured as shown in the Public DNS Zone exhibit.




**Fabrikam.com**
✕
...
✕

DNS zone

+ Record set
 + Child zone
 → Move ▼
🗑️ Delete zone
 🔄 Refresh

^ Essentials
 JSON View


Resource group (change) : rg1  
 Subscription (change) : Subscription1  
 Subscription ID : 169d1bba-ba4c-471c-b513-092eb7063265  
 Name server 1 : ns1-06.azure-dns.com.  
 Name server 2 : ns2-06.azure-dns.net.  
 Name server 3 : ns3-06.azure-dns.org.  
 Name server 4 : ns4-06.azure-dns.info.  
 Tags (change) : [Click here to add tags](#)

You can search for record sets that have been loaded on this page. If you don't see what you're looking for, you can try scrolling to allow more record sets to load.

🔍 Search record sets

Name	Type	TTL	Value
@	NS	172800	ns1-06.azure-dns.com. ns2-06.azure-dns.net. ns3-06.azure-dns.org. ns4-06.azure-dns.info.
@	SOA	3600	Email: azuredns-hostmaster.microsoft.com Host: ns1-06.azure-dns.com. Refresh: 3600 Retry: 300 Expire: 2419200 Minimum TTL: 300 Serial number: 1
appservice1	A	3600	131.107.1.1
www	CNAME	3600	appservice1.fabrikam.com

You have a private DNS zone named fabrikam.com. The zone is configured as shown in the Private DNS Zone exhibit.


**Fabrikam.com**
✕
...
✕

Private DNS zone

+ Record set
 → Move ▼
🗑️ Delete zone
 🔄 Refresh

^ Essentials
 JSON View

Resource group (change) : rg1  
 Subscription (change) : Subscription1  
 Subscription ID : 169d1bba-ba4c-471c-b513-092eb7063265  
 Tags (change) : [Click here to add tags](#)

You can search for record sets that have been loaded on this page. If you don't see what you're looking for, you can try scrolling to allow more record sets to load.

🔍 Search record sets

Name	Type	TTL	Value	Auto registered
@	SOA	3600	Email: azureprivatedns-host.microsoft.co... Host: azureprivatedns.net Refresh: 3600 Retry: 300 Expire: 2419200 Minimum TTL: 10 Serial number: 1	False
appservice1	A	3600	131.107.100.10	False
server1	A	3600	131.107.100.1	False
server2	A	3600	131.107.100.2	False
server3	A	3600	131.107.100.3	False
www	CNAME	3600	appservice1.fabrikam.com	False

You have a virtual network link configured as shown in the Virtual Network Link exhibit.





For each of the following statements, select Yes if the statement is true. Otherwise, select No.  
NOTE: Each correct selection is worth one point.

Answer Area		Statements	Yes	No
		Queries for www.fabrikam.com from the internet are resolved to 131.107.1.1.	<input type="radio"/>	<input type="radio"/>
		Queries for server1.fabrikam.com can be resolved from the internet.	<input type="radio"/>	<input type="radio"/>
		Queries for www.fabrikam.com from Vnet2 are resolved to 131.107.100.10.	<input type="radio"/>	<input type="radio"/>

- A. Mastered
- B. Not Mastered

Answer: A

Explanation:

Box 1: Yes  
DNS queries from the internet use the public DNS zone. In the public DNS zone, www.fabrikam.com is a CNAME record that resolves to appservice1.fabrikam.com which resolves to 131.107.1.1.  
Box 2: No  
DNS queries from the internet use the public DNS zone. There is no DNS record for server1.fabrikam.com in the public DNS zone.  
Box 3: No  
The private DNS zone is linked to VNet1, not VNet2. Therefore, resources in VNet2 cannot query the private DNS zone.

NEW QUESTION 26

HOTSPOT - (Topic 3)  
You have an Azure subscription.  
You have the on-premises sites shown the following table.

Name	Number of users	Connection type to Azure
Site1	500	ExpressRoute
Site2	100	Site-to-Site VPN
Site3	1	Point-to-Site (P2S) VPN

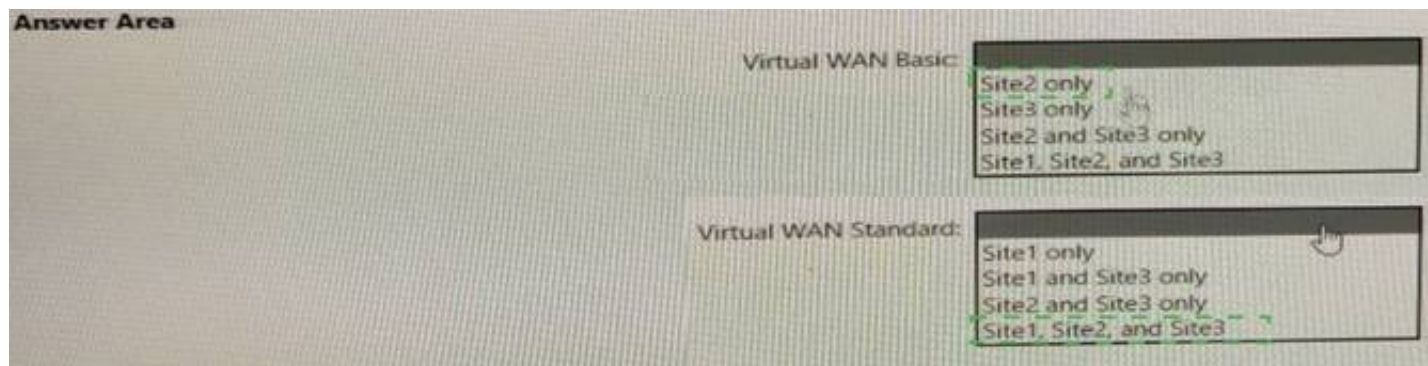
You plan to deploy Azure Virtual WAN.  
You are evaluating Virtual WAN Basic and Virtual WAN Standard.  
Which type of Virtual WAN can you use for each site? To answer, select the appropriate options in the answer area.  
NOTE: Each correct selection is worth one point.

Answer Area	
Virtual WAN Basic:	<div><div>Site2 only</div><div>Site3 only</div><div>Site2 and Site3 only</div><div>Site1, Site2, and Site3</div></div>
Virtual WAN Standard:	<div><div>Site1 only</div><div>Site1 and Site3 only</div><div>Site2 and Site3 only</div><div>Site1, Site2, and Site3</div></div>

- A. Mastered
- B. Not Mastered

Answer: A

Explanation:



#### NEW QUESTION 31

- (Topic 3)

Note: This question is part of a series of questions that present the same scenario. Each question in the series contains a unique solution that might meet the stated goals. Some question sets might have more than one correct solution, while others might not have a correct solution.

After you answer a question in this section, you will NOT be able to return to it as a result, these questions will not appear in the review screen.

You have an Azure subscription that contains an Azure Front Door Premium profile named AFD1 and an Azure Web Application Firewall (WAF) policy named WAF1. AFD1 is associated with WAF1.

You need to configure a rate limit for incoming requests to AFD1. Solution: You modify the policy settings of WAF1.

Does this meet the goal?

- A. Yes
- B. No

**Answer: B**

#### NEW QUESTION 36

- (Topic 3)

You need to use Traffic Analytics to monitor the usage of applications deployed to Azure virtual machines.

Which Azure Network Watcher feature should you implement first?

- A. Connection monitor
- B. Packet capture
- C. NSG flow logs
- D. IP flow verify

**Answer: C**

#### NEW QUESTION 39

- (Topic 3)

You have an Azure subscription that is linked to an Azure AD tenant named contoso.onmicrosoft.com. The subscription contains the following resources:

- A virtual network named Vnet1
- An App Service plan named ASPI
- An Azure App Service named webapp1
- An Azure private DNS zone named private.contoso.com
- Virtual machines on Vnet1 that cannot communicate outside the virtual network

You need to ensure that the virtual machines on Vnet1 can access webapp1 by using a URL of https://wwwprivate.contosocom.

Which two actions should you perform? Each correct answer presents part of the solution. NOTE: Each correct selection is worth one point.

- A. Create a private endpoint for webapp1.
- B. Create a service endpoint for webapp1.
- C. Create a CNAME record that maps www.pnivate.contoso.com to webapp1.privatelink.azurewebsites.net.
- D. Create a CNAME record that maps wwwprivatemntoso.com to webapp1.contoso.onmicrosoft.com.
- E. Register an enterprise application in Azure AD for webapp1.
- F. Create a CNAME record that maps wow.private.contoso.com to webapp 1 private@ntoso.com.

**Answer: AD**

#### NEW QUESTION 43

- (Topic 3)

Note: This question is part of a series of questions that present the same scenario. Each question in the series contains a unique solution that might meet the stated goals. Some question sets might have more than one correct solution, while others might not have a correct solution.

After you answer a question in this section, you will NOT be able to return to it. As a result, these questions will not appear in the review screen.

You have an Azure application gateway that has Azure Web Application Firewall (WAF) enabled.

You configure the application gateway to direct traffic to the URL of the application gateway.

You attempt to access the URL and receive an HTTP 403 error. You view the diagnostics log and discover the following error.



```
{
  "timestamp": "2021-06-02T18:13:45+00:00",
  "resourceId": "/SUBSCRIPTIONS/6efbb4a5-d91a-4e4a-b6bf-5bdd6efea73c/RESOURCEGROUPS/RG1/PROVIDERS/MICROSOFT.NETWORK/APPLICATIONGATEWAYS/AGW1",
  "operationName": "ApplicationGatewayFirewall",
  "category": "ApplicationGatewayFirewallLog",
  "properties": {
    "instanceId": "appgw_0",
    "clientIp": "137.135.10.24",
    "clientPort": "",
    "requestUri": "/login",
    "ruleSetType": "OWASP CRS",
    "ruleSetVersion": "3.0.0",
    "ruleId": "920300",
    "message": "Request Missing an Accept Header",
    "action": "Matched",
    "site": "Global",
    "details": {
      "message": "Warning: Match of '\\\\\"pm AppleWebKit Android\\\\\"' against '\\\\\"REQUEST_HEADERS:User-Agent\\\\\"' required. ",
      "data": "",
      "file": "rules\\REQUEST-920-PROTOCOL-ENFORCEMENT.conf",
      "line": "1247"
    },
    "hostname": "app1.cdnfuzz.com",
    "transactionId": "465481dd8hgqlwa108165hg742dd7shc",
    "policyId": "default",
    "policyScope": "Global",
    "policyScopeName": "Global"
  }
}
```

You need to ensure that the URL is accessible through the application gateway. Solution: You disable the WAF rule that has a ruleId of 920300. Does this meet the goal?

- A. Yes  
B. No

**Answer: A**

#### NEW QUESTION 44

- (Topic 3)

You have an Azure virtual network that contains two subnets named Subnet1 and Subnet2. Subnet1 contains a virtual machine named VM1. Subnet2 contains a virtual machine named VM2.

You have two network security groups (NSGs) named NSG1 and NSG2. NSG1 has 100 inbound security rules and is associated to VM1. NSG2 has 200 inbound security rules and is associated to Subnet1.

VM2 cannot connect to VM1.

You suspect that an NSG rule blocks connectivity.

You need to identify which rule blocks the connection. The issue must be resolved as quickly as possible.

Which Azure Network Watcher feature should you use?

- A. Effective security rules  
B. Connection troubleshoot  
C. NSG diagnostic  
D. NSG flow logs

**Answer: C**

#### NEW QUESTION 45

- (Topic 3)

You plan to implement an Azure virtual network that will contain 10 virtual subnets. The subnets will use IPv6 addresses. Each subnet will host up to 200 load-balanced virtual machines.

You need to recommend a load balancing solution for the virtual network. The solution must meet the following requirements:

- The virtual machines and the load balancer must be accessible only from the virtual network.
- Costs must be minimized.

What should you include in the recommendation?

- A. Basic Azure Load Balancer  
B. Azure Application Gateway v1 Azure Application Gateway v2  
C. Azure Standard Load Balancer  
D. Azure Application Gateway v2

**Answer: C**

#### NEW QUESTION 48

- (Topic 3)

You plan to configure BGP for a Site-to-Site VPN connection between a datacenter and Azure.

Which two Azure resources should you configure? Each correct answer presents a part of the solution. (Choose two.)

NOTE: Each correct selection is worth one point.

- A. a virtual network gateway  
B. Azure Application Gateway  
C. Azure Firewall  
D. a local network gateway  
E. Azure Front Door

**Answer: AD**

**Explanation:**

Reference:

<https://docs.microsoft.com/en-us/azure/vpn-gateway/bgp-howto>

NEW QUESTION 53

HOTSPOT - (Topic 3)

You are planning an Azure solution that will contain the following types of resources in a single Azure region:

- ? Virtual machine
- ? Azure App Service
- ? Virtual Network gateway
- ? Azure SQL Managed Instance

App Service and SQL Managed Instance will be delegated to create resources in virtual networks.

You need to identify how many virtual networks and subnets are required for the solution. The solution must minimize costs to transfer data between virtual networks.

What should you identify? To answer, select the appropriate options in the answer area. NOTE: Each correct selection is worth one point.

Virtual Networks:

1
2
3
4

Subnets:

1
2
3
4

- A. Mastered
- B. Not Mastered

Answer: A

Explanation:

Virtual Networks:

1
2
3
4

Subnets:

1
2
3
4

NEW QUESTION 54

- (Topic 3)

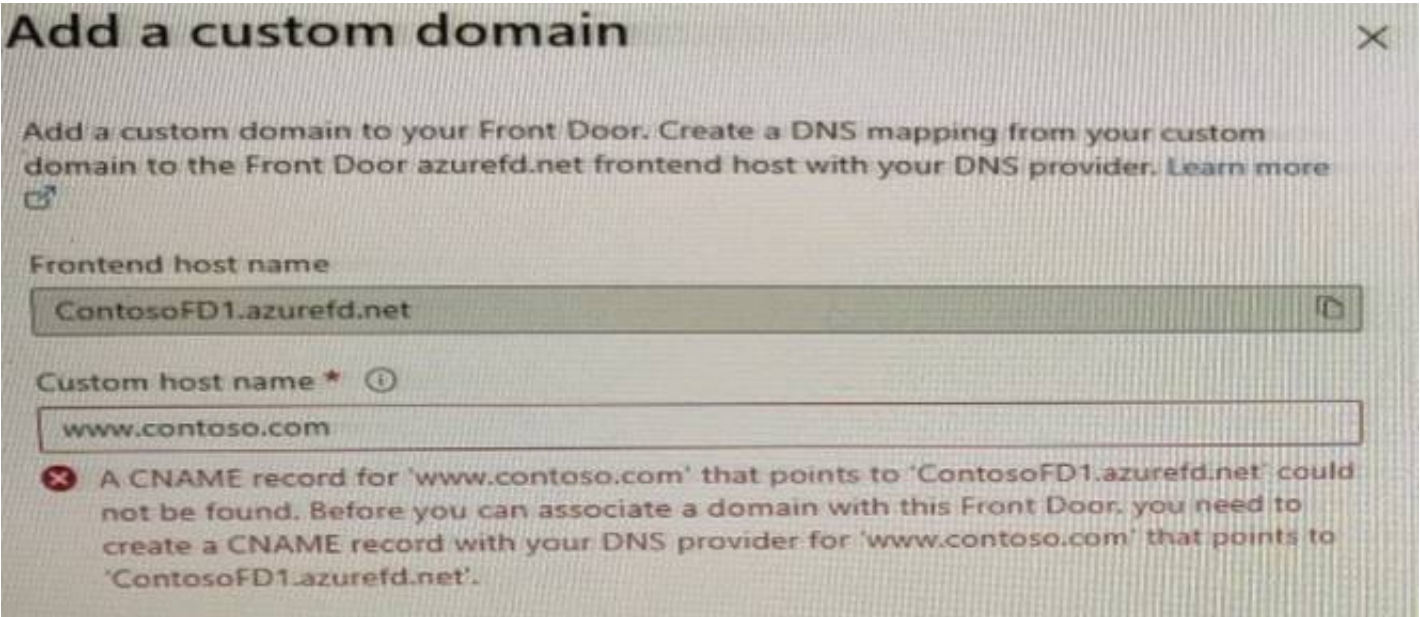
You have a website that uses an FQDN of www.contoso.com. The DNS record for www.contoso.com resolves to an on-premises web server.

You plan to migrate the website to an Azure web app named Web1. The website on Web1 will be published by using an Azure Front Door instance named ContosoFD1.

You build the website on Web1.

You plan to configure ContosoFD1 to publish the website for testing.

When you attempt to configure a custom domain for www.contoso.com on ContosoFD1, you receive the error message shown in the exhibit.



You need to test the website and ContosoFD1 without affecting user access to the on- premises web server. Which record should you create in the contoso.com DNS domain?

- A. a CNAME record that maps www.contoso.com to ContosoFD1.azurefd.net
- B. a CNAME record that maps www.contoso.com to Web1.contoso.com
- C. a CNAME record that maps afdverify.www.contoso.com to ContosoFD1.azurefd.net
- D. a CNAME record that maps afdverify.www.contoso.com to afdverify.ContosoFD1.azurefd.net

Answer: D

Explanation:

Reference:  
<https://docs.microsoft.com/en-us/azure/frontdoor/front-door-custom-domain#map-the-temporary-afdverify-subdomain>

NEW QUESTION 57

HOTSPOT - (Topic 3)

You have an Azure subscription that contains the resources shown in the following table.

Name	Type	Description
appservice1	Azure App Service	Hosts an app named App1
contoso.com	Azure DNS zone	Resolves name requests from the internet
FD1	Azure Front Door	Standard profile with App1 configured as the origin
KeyVault1	Azure Key Vault	Key vault with Permission model set to <b>Vault access policy</b>
KeyVault2	Azure Key Vault	Key vault with Permission model set to <b>Azure role-based access control</b>

You purchase a certificate for app1.contoso.com from a public certification authority (CA) and install the certificate on appservice1. You need to ensure that App1 can be accessed by using a URL of https://app1.contoso.com. The solution must ensure that all the traffic for App1 is routed via FD1. Which type of DNS record should you create, and where should you store the certificate? To answer, select the appropriate options in the answer area. NOTE: Each correct selection is worth one point

Answer Area

DNS record type:

TXT

A

CNAME

SRV

TXT

Store the certificate in:

KeyVault2

FD1

KeyVault1

KeyVault2

- A. Mastered
- B. Not Mastered

Answer: A

Explanation:

Answer Area

DNS record type:

TXT

A

CNAME

SRV

TXT

Store the certificate in:

KeyVault2

FD1

KeyVault1

KeyVault2



#### NEW QUESTION 59

- (Topic 3)

You have an Azure subscription that contains the following resources:

? A virtual network named Vnet1

? Two subnets named subnet1 and AzureFirewallSubnet

? A public Azure Firewall named FW1

? A route table named RT1 that is associated to Subnet1

? A rule routing of 0.0.0.0/0 to FW1 in RT1

After deploying 10 servers that run Windows Server to Subnet1, you discover that none of the virtual machines were activated.

You need to ensure that the virtual machines can be activated.

What should you do?

- A. Deploy an application security group that allows outbound traffic to 1688.
- B. Deploy an Azure Standard Load Balancer that has an outbound NAT rule
- C. On FW1, configure a DNAT rule for port 1688.
- D. Add an internet route to RT1 for the Azure Key Management Service (KMS).

**Answer:** D

#### Explanation:

Reference:

<https://ryanmangansitblog.com/2020/05/11/firewall-considerations-windows-virtual-desktop- wvd/>

#### NEW QUESTION 64

- (Topic 3)

You have an Azure Web Application Firewall (WAF) policy in prevention mode that is associated to an Azure Front Door instance.

You need to configure the policy to meet the following requirements:

? Log all connections from Australia.

? Deny all connections from New Zealand.

? Deny all further connections from a network of 131.107.100.0/24 if there are more than 100 connections during one minute.

What is the minimum number of objects you should create?

- A. three custom rules that each has one condition
- B. one custom rule that has three conditions
- C. one custom rule that has one condition
- D. one rule that has two conditions and another rule that has one condition

**Answer:** A

#### Explanation:

Reference:

<https://docs.microsoft.com/en-us/azure/web-application-firewall/afds/afds-overview>

#### NEW QUESTION 68

- (Topic 3)

You have the Azure resources shown in the following table.

Name	Type	Location	Description
storage1	Storage account	East US	Read-access geo-redundant storage (RA-GRS)
Vnet1	Virtual network	East US	Contains one subnet

You configure storage1 to provide access to the subnet in Vnet1 by using a service endpoint.

You need to ensure that you can use the service endpoint to connect to the read-only endpoint of storage1 in the paired Azure region.

What should you do first?

- A. Configure the firewall settings for storage1.
- B. Fail over storage1 to the paired Azure region.
- C. Create a virtual network in the paired Azure region.
- D. Create another service endpoint.

**Answer:** A

#### NEW QUESTION 71

- (Topic 3)

You plan to deploy an Azure virtual network. You need to design the subnets.

Which three types of resources require a dedicated subnet? Each correct answer presents a complete solution.

NOTE: Each correct selection is worth one point.

- A. VPN gateway
- B. Azure Bastion
- C. Azure Active Directory Domain Services (Azure AD DS)
- D. Azure Application Gateway v2
- E. Azure Private Link

**Answer:** ABD

#### Explanation:

Reference:



<https://docs.microsoft.com/en-us/azure/virtual-network/virtual-network-for-azure-services>

NEW QUESTION 74

- (Topic 3)

You have an Azure virtual network that contains the subnets shown in the following table.

Name	IP address space
AzureFirewallSubnet	192.168.1.0/24
Subnet2	192.168.2.0/24

You deploy an Azure firewall to AzureFirewallSubnet. You route all traffic from Subnet2 through the firewall. You need to ensure that all the hosts on Subnet2 can access an external site located at [https://\\*.contoso.com](https://*.contoso.com). What should you do?

- A. Create a network security group (NSG) and associate the NSG to Subnet2.
- B. In a firewall policy, create an application rule.
- C. In a firewall policy, create a DNAT rule.
- D. In a firewall policy, create a network rule.

Answer: B

NEW QUESTION 75

HOTSPOT - (Topic 3)

Your company has 10 instances of a web service. Each instance is hosted in a different Azure region and is accessible through a public endpoint. The development department at the company is creating an application named App1. Every 10 minutes, App1 will use a list of end points and connect to the first available endpoint. You plan to use Azure Traffic Manager to maintain the list of endpoints. You need to configure a Traffic Manager profile that will minimize the impact of DNS caching. What should you configure? To answer, select the appropriate options in the answer area. NOTE: Each correct selection is worth one point.

Answer Area

Traffic Manager algorithm:

- Geographic
- Multivalue
- Priority
- Subnet

Endpoint type:

- Azure endpoint
- External endpoint
- Nested endpoint

- A. Mastered
- B. Not Mastered

Answer: A

Explanation:

Answer Area

Traffic Manager algorithm:

- Geographic
- Multivalue
- Priority
- Subnet

Endpoint type:

- Azure endpoint
- External endpoint
- Nested endpoint

NEW QUESTION 78

- (Topic 3)

You have an Azure subscription that is linked to an Azure Active Directory (Azure AD) tenant named contoso.onmicrosoft.com. The subscription contains the following resources:

- \* An Azure App Service app named App1
- \* An Azure DNS zone named contoso.com
- \* An Azure private DNS zone named private.contoso.com
- \* A virtual network named Vnet1

You create a private endpoint for App1. The record for the endpoint is registered automatically in Azure DNS. You need to provide a developer with the name that is registered in Azure DNS for the private endpoint. What should you provide?

- A. app1.privatelink.azurewebsites.net
- B. app1.contoso.com
- C. app1.contoso.onmicrosoft.com
- D. app1.private.contoso.com

Answer: A

**NEW QUESTION 82**

HOTSPOT - (Topic 3)

You have an Azure Traffic Manager parent profile named TM1. TM1 has two child profiles named TM2 and TM3. TM1 uses the performance traffic-routing method and has the endpoints shown in the following table.

Name	Location
App1	North Europe
App2	East US
App3	Central US
TM2	West Europe
TM3	West US

TM2 uses the weighted traffic-routing method with MinChildEndpoint = 2 and has the endpoints shown in the following table.

Name	Location	Weight
App4	West Europe	99
App5	West Europe	1

TM3 uses priority traffic-routing method and has the endpoints shown in the following table.

Name	Location
App6	West US
App2	East US

The App2, App4, and App6 endpoints have a degraded monitoring status.  
 To which endpoint is traffic directed? To answer, select the appropriate options in the answer area.  
 NOTE: Each correct selection is worth one point

Traffic from West Europe:

▼

☐ App1

☐ App2

☐ App4

☐ App5

Traffic from West US:

▼

☐ App1

☐ App2

☐ App3

☐ App6

- A. Mastered
- B. Not Mastered

Answer: A

Explanation:

Traffic from West Europe:

▼

App1

App2

App4

App5

Traffic from West US:

▼

App1

App2

App3

App6

NEW QUESTION 87

- (Topic 3)  
You have an Azure subscription that contains the virtual networks shown in the following table.

Name	In resource group	Location
Vnet1	RG1	West US
Vnet2	RG1	Central US
Vnet3	RG2	Central US
Vnet4	RG2	West US
Vnet5	RG3	East US

You plan to deploy an Azure firewall named AF1 to RG1 in the West US Azure region. To which virtual networks can you deploy AF1?

- A. Vnet1 only
- B. Vnet1 and Vnet2 only
- C. Vnet1, Vnet2, and Vnet4 only
- D. Vnet1 and Vnet4 only
- E. Vnet1, Vnet2. Vnet3, and Vnet4

Answer: A

NEW QUESTION 91

HOTSPOT - (Topic 3)  
You have an Azure virtual network named Vnet1 that contains two subnets named Subnet1 and Subnet2.  
You have the NAT gateway shown in the NATgateway1 exhibit.

NATgateway1

NAT gateway

»

Delete

Refresh

^

Essentials

Resource group (change)

Location

Subscription (change)

Subscription ID

Virtual network

Subnets

Public IP addresses

Public IP prefixes

Tags (change)

: RG1

: North Europe (Zone 1)

: Subscription1

: 489f2hht-se7y-987v-g571-463hw3679512

: Vnet1

: 1

: 0

: 1

: Click here to add tags

JSON View

You have the virtual machine shown in the VM1 exhibit.



VM1

Virtual machine

Connect

Start

Restart

Stop

Capture

Delete

Refresh

Essentials

Resource group (change)  
RG1

Status  
Running

Location  
North Europe (Zone 2)

Subscription (change)  
Subscription1

Subscription ID  
489f2hht-se7y-987v-g571-463hw3679512

Availability zone  
2

Tags (change)  
[Click here to add tags](#)

Operating system  
Windows

Size  
Standard B1s (1 vcpus, 1 GiB memory)

Public IP address

Virtual network/subnet  
Vnet1/Subnet1

DNS name

Subnet1 is configured as shown in the Subnet1 exhibit.

Subnet1

Vnet1

Name

Subnet1

Subnet address range \* ⓘ

10.100.1.0/24

10.100.1.0 – 10.100.1.255 (251 + 5 Azure reserved addresses)

☐ Add IPv6 address space ⓘ

NAT gateway ⓘ

NATgateway1

▼

Network security group

None

▼

Route table

RouteTable1

▼

SERVICE ENDPOINTS

Create service endpoint policies to allow traffic to specific azure resources from your virtual network over service endpoints. [Learn more](#)

Services ⓘ

Microsoft.Storage

▼

Service

Status

Microsoft.Storage

Succeeded



Service endpoint policies

0 selected

▼

SUBNET DELEGATION

Delegate subnets to a service ⓘ

None

▼

For each of the following statements, select Yes if the statement is true. Otherwise, select No.  
NOTE: Each correct selection is worth one point.

Statements	Yes	No
VM1 can communicate outbound by using NATgateway1	<input type="radio"/>	<input type="radio"/>
The virtual machines in Subnet2 communicate outbound by using NATgateway1	<input type="radio"/>	<input type="radio"/>
All the virtual machines that use NATgateway1 to connect to the internet use the same public IP address	<input type="radio"/>	<input type="radio"/>



- A. Mastered  
B. Not Mastered

**Answer:** A

**Explanation:**

Box 1: No

VM1 is in Zone2 whereas the NAT Gateway is in Zone1. The VM would need to be in the same zone as the NAT Gateway to be able to use it. Therefore, VM1 cannot use the NAT gateway.

Box 2: Yes

NATgateway1 is configured in the settings for Subnet2.

Box 3: No

The NAT gateway does not have a single public IP address, it has an IP prefix which means more than one IP address. The VMs the use the NAT Gateway can use different public IP addresses contained within the IP prefix.

**NEW QUESTION 94**

HOTSPOT - (Topic 3)

You have an Azure subscription that contains an Azure key vault named Vault1 and an app registration for an Azure AD app named App1.

You have a DNS domain named contoso.com that is hosted by a third-party DNS provider. You plan to deploy App1 by using Azure App Service. App1 will have the following configurations:

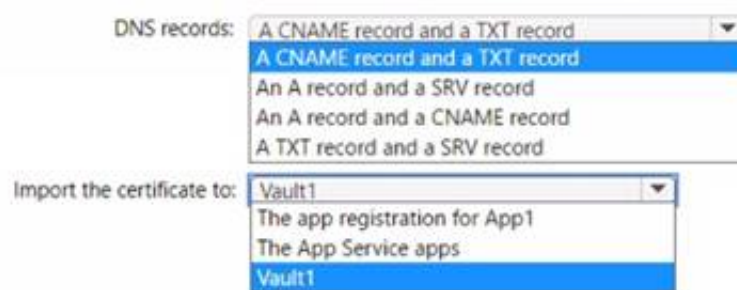
- App1 will be hosted across five App Service apps.
- Users will access App1 by using a URL of <https://app1.contoso.com>.
- The user traffic of App1 will be managed by using Azure Front Door.
- The traffic between Front Door and the App Service apps will be sent by using HTTP.
- App1 will be secured by using an SSL certificate from a third-party certificate authority (CA).

You need to support the Front Door deployment.

Which two DNS records should you create, and to where should you import the SSL certificate for App1? To answer, select the appropriate options in the answer area.

NOTE: Each correct selection is worth one point.

Answer Area



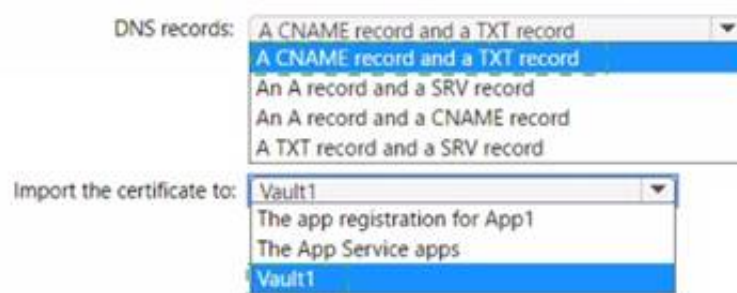
The screenshot shows two dropdown menus. The first menu, labeled 'DNS records:', has five options: 'A CNAME record and a TXT record' (selected), 'A CNAME record and a TXT record', 'An A record and a SRV record', 'An A record and a CNAME record', and 'A TXT record and a SRV record'. The second menu, labeled 'Import the certificate to:', has four options: 'Vault1' (selected), 'The app registration for App1', 'The App Service apps', and 'Vault1'.

- A. Mastered  
B. Not Mastered

**Answer:** A

**Explanation:**

Answer Area



The screenshot shows two dropdown menus. The first menu, labeled 'DNS records:', has five options: 'A CNAME record and a TXT record' (selected), 'A CNAME record and a TXT record', 'An A record and a SRV record', 'An A record and a CNAME record', and 'A TXT record and a SRV record'. The second menu, labeled 'Import the certificate to:', has four options: 'Vault1' (selected), 'The app registration for App1', 'The App Service apps', and 'Vault1'.

**NEW QUESTION 98**

- (Topic 3)

You have an Azure virtual network named Vnet1.

You need to ensure that the virtual machines in Vnet1 can access only the Azure SQL resources in the East US Azure region. The virtual machines must be prevented from accessing any Azure Storage resources.

Which two outbound network security group (NSG) rules should you create? Each correct answer presents part of the solution.

NOTE: Each correct selection is worth one point.

- A. an allow rule that has the IP address range of Vnet1 as the source and destination of Sq1.EastUS  
B. a deny rule that has a source of VirtualNetwork and a destination of Sq1  
C. a deny rule that has a source of VirtualNetwork and a destination of 168.63.129.0/24  
D. a deny rule that has the IP address range of Vnet1 as the source and destination of Storage

**Answer:** CD

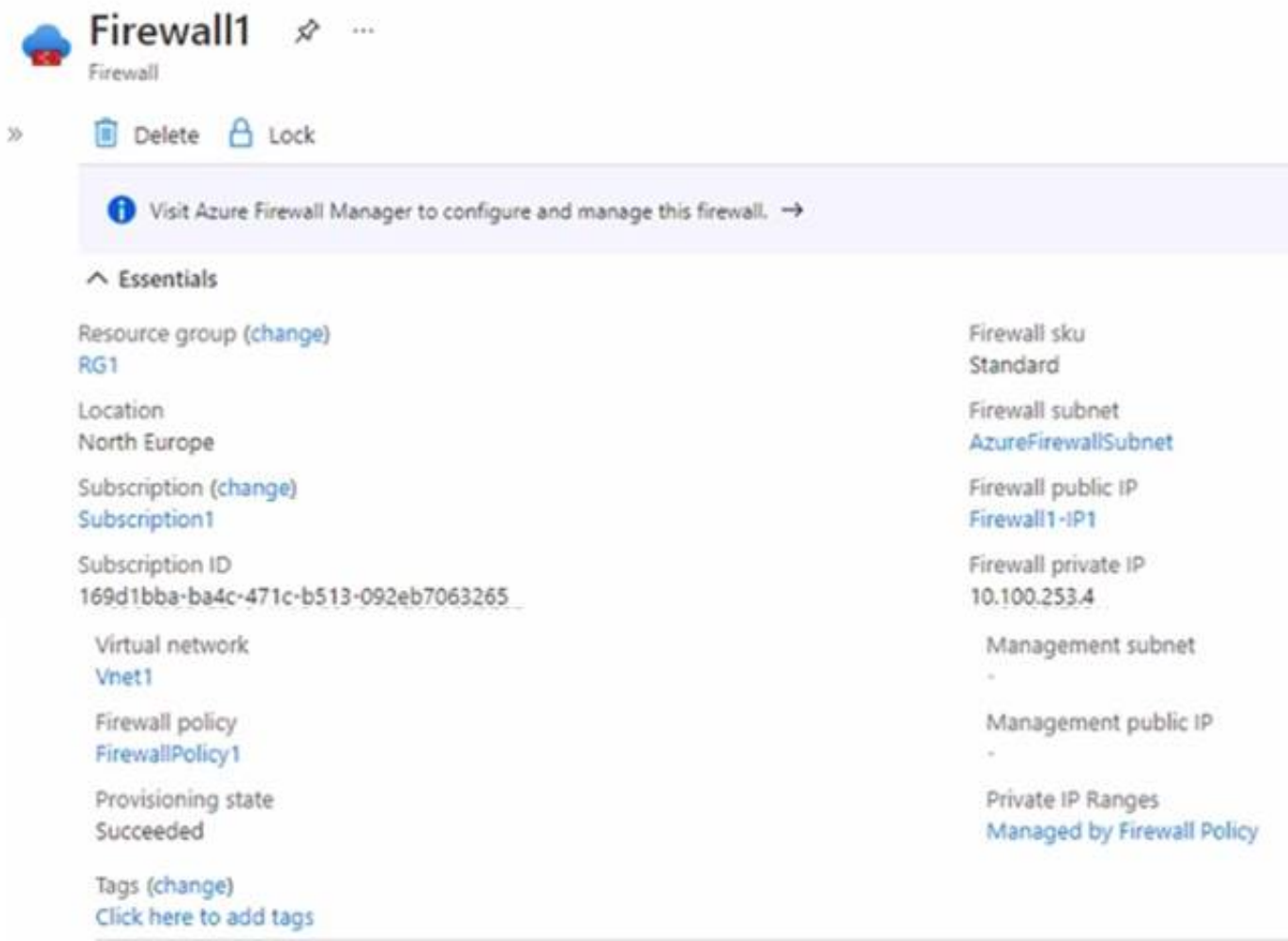
**Explanation:**

Reference:

<https://docs.microsoft.com/en-us/azure/virtual-network/service-tags-overview>

**NEW QUESTION 101**

HOTSPOT - (Topic 3)  
You have the Azure firewall shown in the following exhibit.



Use the drop-down menus to select the answer choice that completes each statement based on the information presented in the graphic.  
NOTE: Each correct selection is worth one point.

Answer Area

On Firewall1, forced tunneling [answer choice].

On Firewall1, management by Azure Firewall Manager [answer choice].

- A. Mastered
- B. Not Mastered

Answer: A

Explanation:

Answer Area

On Firewall1, forced tunneling [answer choice].

On Firewall1, management by Azure Firewall Manager [answer choice].

**NEW QUESTION 106**

- (Topic 2)  
You need to configure GW1 to meet the network security requirements for the P2S VPN users.  
Which Tunnel type should you select in the Point-to-site configuration settings of GW1?

- A. IKEv2 and OpenVPN (SSL)
- B. IKEv2
- C. IKEv2 and SSTP (SSL)
- D. OpenVPN (SSL)
- E. SSTP (SSL)

Answer: D

Explanation:

Reference:  
<https://docs.microsoft.com/en-us/azure/vpn-gateway/openvpn-azure-ad-tenant>

**NEW QUESTION 107**

HOTSPOT - (Topic 2)  
Which virtual machines can VM1 and VM4 ping successfully? To answer, select the appropriate options in the answer area.  
NOTE: Each correct selection is worth one point.

VM1:

▼
VM2 only
VM2 and VM4 only
VM2, VM3, and VM4 only
VM2, VM3, VM4, and VM5

VM4:

▼
VM3 only
VM1 and VM3 only
VM1, VM2, and VM3 only
VM1, VM2, VM3, and VM5

- A. Mastered
- B. Not Mastered

**Answer:** A

**Explanation:**

Box 1: VM2, VM3 and VM4.

VM1 is in VNet1/Subnet1. VNet1 is peered with VNet2 and VNet3.

There are no NSGs blocking outbound ICMP from VNet1. There are no NSGs blocking inbound ICMP to VNet1/Subnet2, VNet2 or VNet3. Therefore, VM1 can ping VM2 in VNet1/Subnet2, VM3 in VNet2 and VM4 in VNet3.

Box 2:

VM4 is in VNet3. VNet3 is peered with VNet1 and VNet2. There are no NSGs blocking outbound ICMP from VNet3. There are no NSGs blocking inbound ICMP to VNet1/Subnet1, VNet1/Subnet2 or VNet2 from VNet3 (NSG10 blocks inbound ICMP from VNet4 but not from VNet3). Therefore, VM4 can ping VM1 in VNet1/Subnet1, VM2 in VNet1/Subnet2 and VM3 in VNet2.

**NEW QUESTION 108**

- (Topic 1)

You need to configure the default route in Vnet2 and Vnet3. The solution must meet the virtual networking requirements.

What should you use to configure the default route?

- A. a user-defined route assigned to GatewaySubnet in Vnet2 and Vnet3
- B. a user-defined route assigned to GatewaySubnet in Vnet1
- C. BGP route exchange
- D. route filters

**Answer:** C

**Explanation:**

VNet 1 will get the default from BGP and propagate it to VNET 2 and 3

**NEW QUESTION 111**

- (Topic 1)

You need to connect Vnet2 and Vnet3. The solution must meet the virtual networking requirements and the business requirements.

Which two actions should you include in the solution? Each correct answer presents part of the solution.

NOTE: Each correct selection is worth one point.

- A. On the peerings from Vnet2 and Vnet3, select Use remote gateways.
- B. On the peering from Vnet1, select Allow forwarded traffic.
- C. On the peering from Vnet1, select Use remote gateways.
- D. On the peering from Vnet1, select Allow gateway transit.
- E. On the peerings from Vnet2 and Vnet3, select Allow gateway transit.

**Answer:** BD

**NEW QUESTION 114**

DRAG DROP - (Topic 1)

You need to implement outbound connectivity for VMSSet1. The solution must meet the virtual networking requirements and the business requirements.

Which three actions should you perform in sequence? To answer, move the appropriate actions from the list of actions to the answer area and arrange them in the correct order.

Actions	Answer Area
Create a health probe	
Create a public load balancer in the Standard SKU	
Create a public load balancer in the Basic SKU	
Create a backend pool that contains VMSSet1	
Create a NAT rule	
Create an outbound rule	

- A. Mastered  
B. Not Mastered

**Answer:** A

**Explanation:**

Graphical user interface, text, application Description automatically generated

**NEW QUESTION 116**

HOTSPOT - (Topic 1)

You need to recommend a configuration for the ExpressRoute connection from the Boston datacenter. The solution must meet the hybrid networking requirements and business requirements.

What should you recommend? To answer, select the appropriate options in the answer area.

NOTE: Each correct selection is worth one point.

Set the ExpressRoute gateway type to:	<div><div></div><div>High Performance (ERGW2AZ)</div><div>Standard Performance (ERGW1AZ)</div><div>Ultra Performance (ERGW3AZ)</div></div>
To minimize latency of traffic to Vnet2:	<div><div></div><div>Create a dedicated ExpressRoute circuit for Vnet2</div><div>Connect Vnet2 directly to the ExpressRoute circuit</div><div>Configure gateway transit for the peering between Vnet1 and Vnet2</div></div>

- A. Mastered  
B. Not Mastered

**Answer:** A

**Explanation:**

For the first question, only ExpressRoute GW SKU Ultra Performance support FastPath feature.

For the second question, vnet1 will connect to ExpressRoute gw, once Vnet1 peers with Vnet2, the traffic from on-premise network will bypass GW and Vnet1, directly goes to Vnet2, while this feature is under public preview.

====Reference

ExpressRoute virtual network gateway is designed to exchange network routes and route network traffic. FastPath is designed to improve the data path performance between your on-premises network and your virtual network. When enabled, FastPath sends network traffic directly to virtual machines in the virtual network, bypassing the gateway.

To configure FastPath, the virtual network gateway must be either: Ultra Performance

ErGw3AZ

VNet Peering - FastPath will send traffic directly to any VM deployed in a virtual network peered to the one connected to ExpressRoute, bypassing the ExpressRoute virtual network gateway.

<https://docs.microsoft.com/en-us/azure/expressroute/about-fastpath> Gateway SKU

<https://docs.microsoft.com/en-us/azure/expressroute/expressroute-about-virtual-network-gateways>

**NEW QUESTION 120**

- (Topic 1)

You need to configure the default route on Vnet2 and Vnet3. The solution must meet the virtual networking requirements.

What should you use to configure the default route?

- A. route filters  
B. BGP route exchange  
C. a user-defined route assigned to GatewaySubnet in Vnet1  
D. a user-defined route assigned to GatewaySubnet in Vnet2 and Vnet3

**Answer:** B

**Explanation:**

Reference:

<https://docs.microsoft.com/en-us/azure/virtual-network/virtual-networks-udr-overview>



**NEW QUESTION 124**

.....

## Thank You for Trying Our Product

### We offer two products:

1st - We have Practice Tests Software with Actual Exam Questions

2nd - Questions and Answers in PDF Format

### AZ-700 Practice Exam Features:

- \* AZ-700 Questions and Answers Updated Frequently
- \* AZ-700 Practice Questions Verified by Expert Senior Certified Staff
- \* AZ-700 Most Realistic Questions that Guarantee you a Pass on Your First Try
- \* AZ-700 Practice Test Questions in Multiple Choice Formats and Updates for 1 Year

**100% Actual & Verified — Instant Download, Please Click**  
**[Order The AZ-700 Practice Test Here](#)**