

# CompTIA

## Exam Questions N10-008

CompTIA Network+Exam



#### NEW QUESTION 1

- (Exam Topic 1)

A network administrator is designing a new datacenter in a different region that will need to communicate to the old datacenter with a secure connection. Which of the following access methods would provide the BEST security for this new datacenter?

- A. Virtual network computing
- B. Secure Socket Shell
- C. In-band connection
- D. Site-to-site VPN

**Answer:** D

#### NEW QUESTION 2

- (Exam Topic 1)

Which of the following is the LARGEST MTU for a standard Ethernet frame?

- A. 1452
- B. 1492
- C. 1500
- D. 2304

**Answer:** C

#### NEW QUESTION 3

- (Exam Topic 1)

A network administrator is installing a wireless network at a client's office. Which of the following IEEE 802.11 standards would be BEST to use for multiple simultaneous client access?

- A. CDMA
- B. CSMA/CD
- C. CSMA/CA
- D. GSM

**Answer:** A

#### NEW QUESTION 4

- (Exam Topic 1)

A fiber link connecting two campus networks is broken. Which of the following tools should an engineer use to detect the exact break point of the fiber link?

- A. OTDR
- B. Tone generator
- C. Fusion splicer
- D. Cable tester
- E. PoE injector

**Answer:** A

#### NEW QUESTION 5

- (Exam Topic 1)

Which of the following devices would be used to manage a corporate WLAN?

- A. A wireless NAS
- B. A wireless bridge
- C. A wireless router
- D. A wireless controller

**Answer:** D

#### NEW QUESTION 6

- (Exam Topic 1)

Which of the following can be used to centrally manage credentials for various types of administrative privileges on configured network devices?

- A. SSO
- B. TACACS+
- C. Zero Trust
- D. Separation of duties
- E. Multifactor authentication

**Answer:** B

#### NEW QUESTION 7

- (Exam Topic 1)

A company built a new building at its headquarters location. The new building is connected to the company's LAN via fiber-optic cable. Multiple users in the new building are unable to access the company's intranet site via their web browser, but they are able to access internet sites. Which of the following describes how the network administrator can resolve this issue?

- A. Correct the DNS server entries in the DHCP scope
- B. Correct the external firewall gateway address
- C. Correct the NTP server settings on the clients
- D. Correct a TFTP Issue on the company's server

**Answer:** A

#### NEW QUESTION 8

- (Exam Topic 1)

A technician is connecting multiple switches to create a large network for a new office. The switches are unmanaged Layer 2 switches with multiple connections between each pair. The network is experiencing an extreme amount of latency. Which of the following is MOST likely occurring?

- A. Ethernet collisions
- B. A DDoS attack
- C. A broadcast storm
- D. Routing loops

**Answer:** C

#### NEW QUESTION 9

- (Exam Topic 1)

An engineer notices some late collisions on a half-duplex link. The engineer verifies that the devices on both ends of the connection are configured for half duplex. Which of the following is the MOST likely cause of this issue?

- A. The link is improperly terminated
- B. One of the devices is misconfigured
- C. The cable length is excessive
- D. One of the devices has a hardware issue

**Answer:** D

#### NEW QUESTION 10

- (Exam Topic 1)

A technician is installing multiple UPS units in a major retail store. The technician is required to keep track of all changes to new and old equipment. Which of the following will allow the technician to record these changes?

- A. Asset tags
- B. A smart locker
- C. An access control vestibule
- D. A camera

**Answer:** A

#### NEW QUESTION 10

- (Exam Topic 1)

Which of the following provides redundancy on a file server to ensure the server is still connected to a LAN even in the event of a port failure on a switch?

- A. NIC teaming
- B. Load balancer
- C. RAID array
- D. PDUs

**Answer:** A

#### NEW QUESTION 15

- (Exam Topic 1)

A network engineer is investigating reports of poor network performance. Upon reviewing a device configuration, the engineer finds that duplex settings are mismatched on both ends. Which of the following would be the MOST likely result of this finding?

- A. Increased CRC errors
- B. Increased giants and runts
- C. Increased switching loops
- D. Increased device temperature

**Answer:** A

#### NEW QUESTION 19

- (Exam Topic 1)

A network technician is manually configuring the network settings for a new device and is told the network block is 192.168.0.0/20. Which of the following subnets should the technician use?

- A. 255.255.128.0
- B. 255.255.192.0
- C. 255.255.240.0
- D. 255.255.248.0

**Answer:** C

#### NEW QUESTION 22

- (Exam Topic 1)

A network administrator walks into a datacenter and notices an unknown person is following closely. The administrator stops and directs the person to the security desk. Which of the following attacks did the network administrator prevent?

- A. Evil twin
- B. Tailgating
- C. Piggybacking
- D. Shoulder surfing

**Answer: B**

#### NEW QUESTION 25

- (Exam Topic 1)

Which of the following types of devices can provide content filtering and threat protection, and manage multiple IPSec site-to-site connections?

- A. Layer 3 switch
- B. VPN headend
- C. Next-generation firewall
- D. Proxy server
- E. Intrusion prevention

**Answer: C**

#### NEW QUESTION 29

- (Exam Topic 1)

An attacker is attempting to find the password to a network by inputting common words and phrases in plaintext to the password prompt. Which of the following attack types BEST describes this action?

- A. Pass-the-hash attack
- B. Rainbow table attack
- C. Brute-force attack
- D. Dictionary attack

**Answer: D**

#### NEW QUESTION 31

- (Exam Topic 1)

A technician is deploying a new switch model and would like to add it to the existing network monitoring software. The technician wants to know what metrics can be gathered from a given switch. Which of the following should the technician utilize for the switch?

- A. MIB
- B. Trap
- C. Syslog
- D. Audit log

**Answer: A**

#### NEW QUESTION 34

- (Exam Topic 1)

##### SIMULATION

You have been tasked with setting up a wireless network in an office. The network will consist of 3 Access Points and a single switch. The network must meet the following parameters:

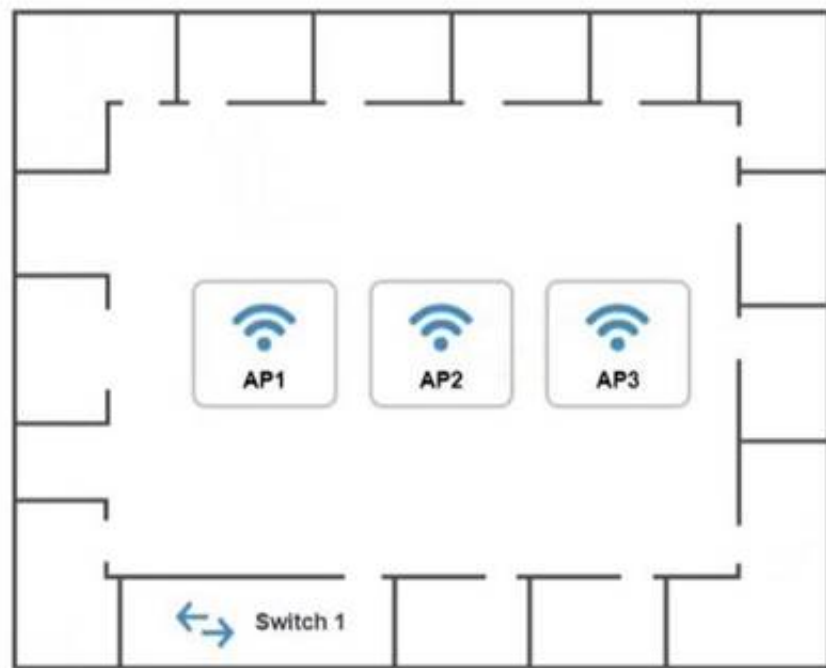
The SSIDs need to be configured as CorpNet with a key of S3cr3t! The wireless signals should not interfere with each other

The subnet the Access Points and switch are on should only support 30 devices maximum The Access Points should be configured to only support TKIP clients at a maximum speed

##### INSTRUCTIONS

Click on the wireless devices and review their information and adjust the settings of the access points to meet the given requirements.

If at any time you would like to bring back the initial state of the simulation, please click the Reset All button.



192.168.1.2  
 Speed: Auto  
 Duplex: Auto

AP1 Configuration

https://ap1.setup.do

Basic Configuration

Access Point Name

AP1

IP Address

Gateway

192.168.1.1

SSID

SSID Broadcast

☒ Yes
 ☐ No

Wireless

Mode

B

G

Channel

Wired

Speed

☐ Auto
 ☒ 100
 ☐ 1000

Duplex

☐ Auto
 ☐ Half
 ☒ Full

Security Configuration

Security Settings

☒ None
 ☐ WEP
 ☐ WPA
 ☐ WPA2
 ☐ WPA2 - Enterprise

Key or Passphrase

Reset to Default

Save

Close

AP2 Configuration

https://ap2.setup.do

Basic Configuration

Access Point Name

AP2

IP Address

/

Gateway

192.168.1.1

SSID

SSID Broadcast

☒ Yes

☐ No

Wireless

Mode

B

G

Channel

1

2

3

4

5

6

7

8

9

10

11

Wired

Speed

☐ Auto

☒ 100

☐ 1000

Duplex

☐ Auto

☐ Half

☒ Full

Security Configuration

Security Settings

☒ None

☐ WEP

☐ WPA

☐ WPA2

☐ WPA2 - Enterprise

Key or Passphrase

Reset to Default

Save

Close

AP3 Configuration

https://ap3.setup.do

Basic Configuration

Access Point Name

AP3

IP Address

/

Gateway

192.168.1.1

SSID

SSID Broadcast

Yes

No

Wireless

Mode

B

G

Channel

1

2

3

4

5

6

7

8

9

10

11

Wired

Speed

Auto

100

1000

Duplex

Auto

Half

Full

Security Configuration

Security Settings

None

WEP

WPA

WPA2

WPA2 - Enterprise

Key or Passphrase

Reset to Default

Save

Close

- A. Mastered
- B. Not Mastered

Answer: A

Explanation:  
On the first exhibit, the layout should be as follows



AP1 Configuration

https://ap1.setup.do

Basic Configuration

Access Point Name

AP1

IP Address

192.168.1.32

/

Gateway

192.168.1.1

SSID

CorpNet

SSID Broadcast

Yes

No

Wireless

Mode

B

Channel

3

Wired

Speed

Auto

100

1000

Duplex

Auto

Half

Full

Graphical user interface, text, application, chat or text message Description automatically generated

Security Configuration

Security Settings

None

WEP

WPA

WPA2

WPA2 - Enterprise

Key or Passphrase

S3cr3t!

Graphical user interface Description automatically generated

AP1 Configuration

https://ap1.setup.do

IP Address

192.168.1.32

/

27

Gateway

192.168.1.1

SSID

CorpNet

SSID Broadcast

Yes

No

Wireless

Mode

B

Channel

3

Wired

Speed

Auto

100

1000

Duplex

Auto

Half

Full

Security Configuration

Security Settings

None

WEP

WPA

WPA2

WPA2 - Enterprise

Graphical user interface, text, application, chat or text message Description automatically generated

Security Configuration

Security Settings

None

WEP

WPA

WPA2

WPA2 - Enterprise

Key or Passphrase

S3cr3t!

Exhibit 2 as follows Access Point Name AP2

Graphical user interface Description automatically generated

Passing Certification Exams Made Easy

visit - <https://www.surepassexam.com>



AP2 Configuration

←

→

↺

https://ap2.setup.do

Basic Configuration

Access Point Name

AP2

IP Address

192.168.1.64

/

27

Gateway

192.168.1.1

SSID

CorpNet

SSID Broadcast

☒ Yes

☐ No

Wireless

Mode

B

Channel

6

Wired

Speed

☐ Auto

☒ 100

☐ 1000

Duplex

☐ Auto

☐ Half

☒ Full

Security Configuration

Reset to Default

Save

Close

Graphical user interface, text, application, chat or text message Description automatically generated

Security Configuration

Security Settings

☐ None

☐ WEP

☐ WPA

☐ WPA2

☒ WPA2 - Enterprise

Key or Passphrase

S3cr3t!

Exhibit 3 as follows Access Point Name AP3  
Graphical user interface Description automatically generated

AP3 Configuration

←

→

↺

https://ap3.setup.do

Basic Configuration

Access Point Name

AP3

IP Address

192.168.1.96

/

27

Gateway

192.168.1.1

SSID

CorpNet

SSID Broadcast

☒ Yes

☐ No

Wireless

Mode

B

Channel

9

Wired

Speed

☐ Auto

☒ 100

☐ 1000

Duplex

☐ Auto

☐ Half

☒ Full

Security Configuration

Reset to Default

Save

Close

Graphical user interface, text, application, chat or text message Description automatically generated

Security Configuration

Security Settings

☐ None

☐ WEP

☐ WPA

☐ WPA2

☒ WPA2 - Enterprise

Key or Passphrase

S3cr3t!

**NEW QUESTION 39**

- (Exam Topic 1)

A network administrator needs to query the NSs for a remote application. Which of the following commands would BEST help the administrator accomplish this task?

- A. dig
- B. arp
- C. show interface
- D. hostname

**Answer:** A

**NEW QUESTION 44**

- (Exam Topic 1)

A systems administrator needs to improve WiFi performance in a densely populated office tower and use the latest standard. There is a mix of devices that use 2.4 GHz and 5 GHz. Which of the following should the systems administrator select to meet this requirement?

- A. 802.11ac
- B. 802.11ax
- C. 802.11g
- D. 802.11n

**Answer:** B

**NEW QUESTION 45**

- (Exam Topic 1)

After the A record of a public website was updated, some visitors were unable to access the website. Which of the following should be adjusted to address the issue?

- A. TTL
- B. MX
- C. TXT
- D. SOA

**Answer:** A

**NEW QUESTION 50**

- (Exam Topic 1)

A new cabling certification is being requested every time a network technician rebuilds one end of a Cat 6 (vendor-certified) cable to create a crossover connection that is used to connect switches. Which of the following would address this issue by allowing the use of the original cable?

- A. CSMA/CD
- B. LACP
- C. PoE+
- D. MDIX

**Answer:** D

**NEW QUESTION 54**

- (Exam Topic 1)

A technician is troubleshooting a network switch that seems to stop responding to requests intermittently whenever the logging level is set for debugging. Which of the following metrics should the technician check to begin troubleshooting the issue?

- A. Audit logs
- B. CPU utilization
- C. CRC errors
- D. Jitter

**Answer:** B

**NEW QUESTION 59**

- (Exam Topic 1)

A network administrator is configuring a load balancer for two systems. Which of the following must the administrator configure to ensure connectivity during a failover?

- A. VIP
- B. NAT
- C. APIPA
- D. IPv6 tunneling
- E. Broadcast IP

**Answer:** A

**NEW QUESTION 61**

- (Exam Topic 1)

Which of the following routing protocols is used to exchange route information between public autonomous systems?

- A. OSPF
- B. BGP
- C. EGRIP
- D. RIP

**Answer:** B

#### NEW QUESTION 64

- (Exam Topic 1)

The management team needs to ensure unnecessary modifications to the corporate network are not permitted and version control is maintained. Which of the following documents would BEST support this?

- A. An incident response plan
- B. A business continuity plan
- C. A change management policy
- D. An acceptable use policy

**Answer:** C

#### NEW QUESTION 69

- (Exam Topic 1)

Which of the following factors should be considered when evaluating a firewall to protect a datacenter's east-west traffic?

- A. Replication traffic between an on-premises server and a remote backup facility
- B. Traffic between VMs running on different hosts
- C. Concurrent connections generated by Internet DDoS attacks
- D. VPN traffic from remote offices to the datacenter's VMs

**Answer:** A

#### NEW QUESTION 73

- (Exam Topic 1)

Within the realm of network security, Zero Trust:

- A. prevents attackers from moving laterally through a system.
- B. allows a server to communicate with outside networks without a firewall.
- C. block malicious software that is too new to be found in virus definitions.
- D. stops infected files from being downloaded via websites.

**Answer:** C

#### NEW QUESTION 75

- (Exam Topic 1)

The network administrator is informed that a user's email password is frequently hacked by brute-force programs. Which of the following policies should the network administrator implements to BEST mitigate this issue? (Choose two.)

- A. Captive portal
- B. Two-factor authentication
- C. Complex passwords
- D. Geofencing
- E. Role-based access
- F. Explicit deny

**Answer:** BC

#### NEW QUESTION 79

- (Exam Topic 1)

Which of the following would need to be configured to ensure a device with a specific MAC address is always assigned the same IP address from DHCP?

- A. Scope options
- B. Reservation
- C. Dynamic assignment
- D. Exclusion
- E. Static assignment

**Answer:** B

#### NEW QUESTION 80

- (Exam Topic 1)

Which of the following ports is commonly used by VoIP phones?

- A. 20
- B. 143
- C. 445
- D. 5060

**Answer:** D

**NEW QUESTION 85**

- (Exam Topic 1)

Which of the following is used to track and document various types of known vulnerabilities?

- A. CVE
- B. Penetration testing
- C. Zero-day
- D. SIEM
- E. Least privilege

**Answer:** A

**NEW QUESTION 89**

- (Exam Topic 1)

Which of the following TCP ports is used by the Windows OS for file sharing?

- A. 53
- B. 389
- C. 445
- D. 1433

**Answer:** C

**NEW QUESTION 93**

- (Exam Topic 1)

A client recently added 100 users who are using VMs. All users have since reported slow or unresponsive desktops. Reports show minimal network congestion, zero packet loss, and acceptable packet delay. Which of the following metrics will MOST accurately show the underlying performance issues? (Choose two.)

- A. CPU usage
- B. Memory
- C. Temperature
- D. Bandwidth
- E. Latency
- F. Jitter

**Answer:** AB

**NEW QUESTION 98**

- (Exam Topic 1)

A network technician needs to ensure outside users are unable to telnet into any of the servers at the datacenter. Which of the following ports should be blocked when checking firewall configuration?

- A. 22
- B. 23
- C. 80
- D. 3389
- E. 8080

**Answer:** B

**NEW QUESTION 103**

- (Exam Topic 1)

A branch of a company recently switched to a new ISP. The network engineer was given a new IP range to assign. The ISP assigned 196.26.4.0/26, and the branch gateway router now has the following configurations on the interface that peers to the ISP:

```
IP address:      196.26.4.30
Subnet mask:     255.255.255.224
Gateway:        196.24.4.1
```

The network engineer observes that all users have lost Internet connectivity. Which of the following describes the issue?

- A. The incorrect subnet mask was configured
- B. The incorrect gateway was configured
- C. The incorrect IP address was configured
- D. The incorrect interface was configured

**Answer:** A

**NEW QUESTION 107**

- (Exam Topic 1)

A technician is searching for a device that is connected to the network and has the device's physical network address. Which of the following should the technician review on the switch to locate the device's network port?

- A. IP route table
- B. VLAN tag

- C. MAC table
- D. QoS tag

**Answer: C**

### NEW QUESTION 110

- (Exam Topic 1)

You are tasked with verifying the following requirements are met in order to ensure network security. Requirements:

Datacenter

Ensure network is subnetted to allow all devices to communicate properly while minimizing address space usage

Provide a dedicated server to resolve IP addresses and hostnames correctly and handle port 53 traffic

Building A

Ensure network is subnetted to allow all devices to communicate properly while minimizing address space usage

Provide devices to support 5 additional different office users Add an additional mobile user

Replace the Telnet server with a more secure solution Screened subnet

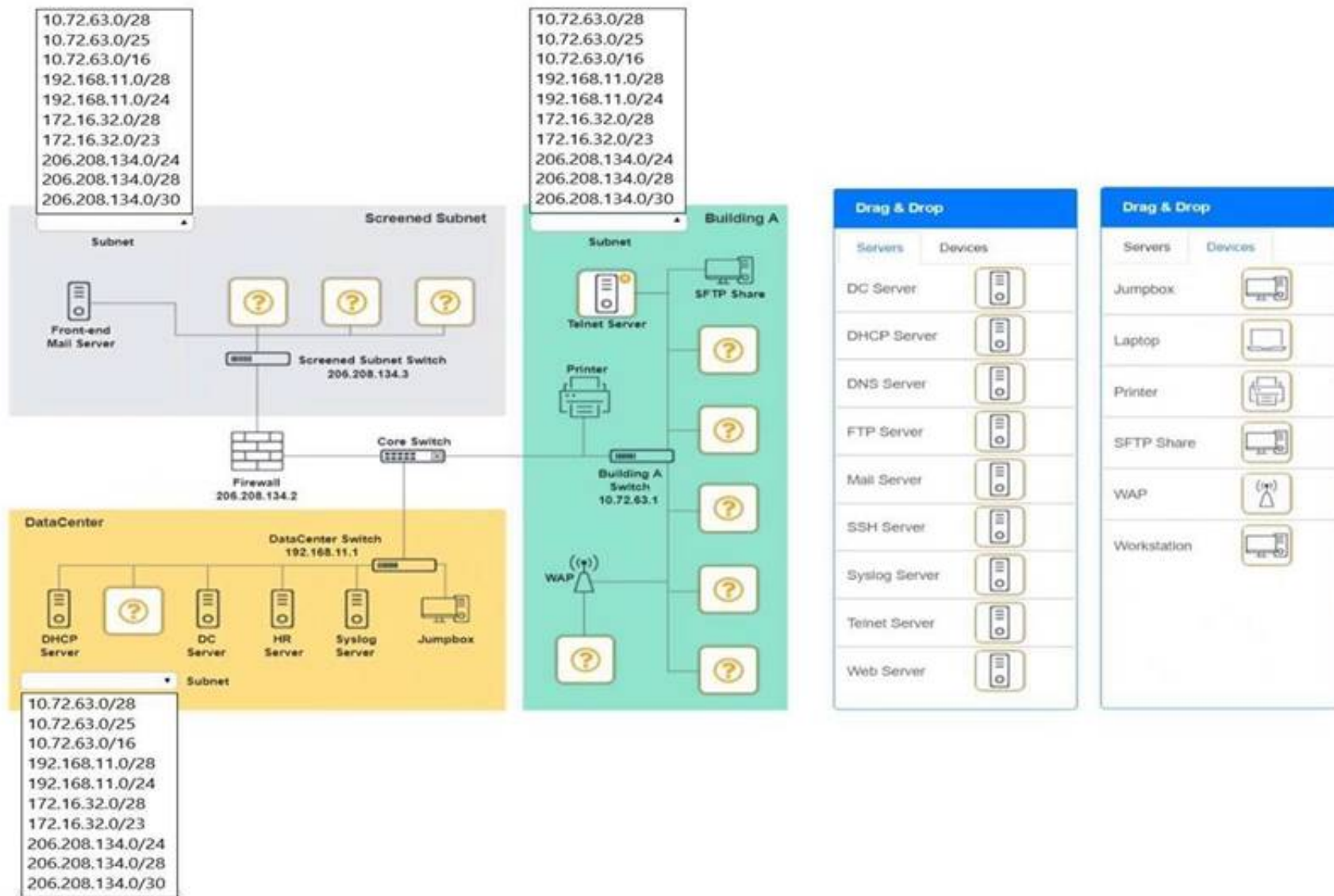
Ensure network is subnetted to allow all devices to communicate properly while minimizing address space usage

Provide a server to handle external 80/443 traffic Provide a server to handle port 20/21 traffic INSTRUCTIONS

Drag and drop objects onto the appropriate locations. Objects can be used multiple times and not all placeholders need to be filled.

Available objects are located in both the Servers and Devices tabs of the Drag & Drop menu.

If at any time you would like to bring back the initial state of the simulation, please click the Reset All button.



- A. Mastered
- B. Not Mastered

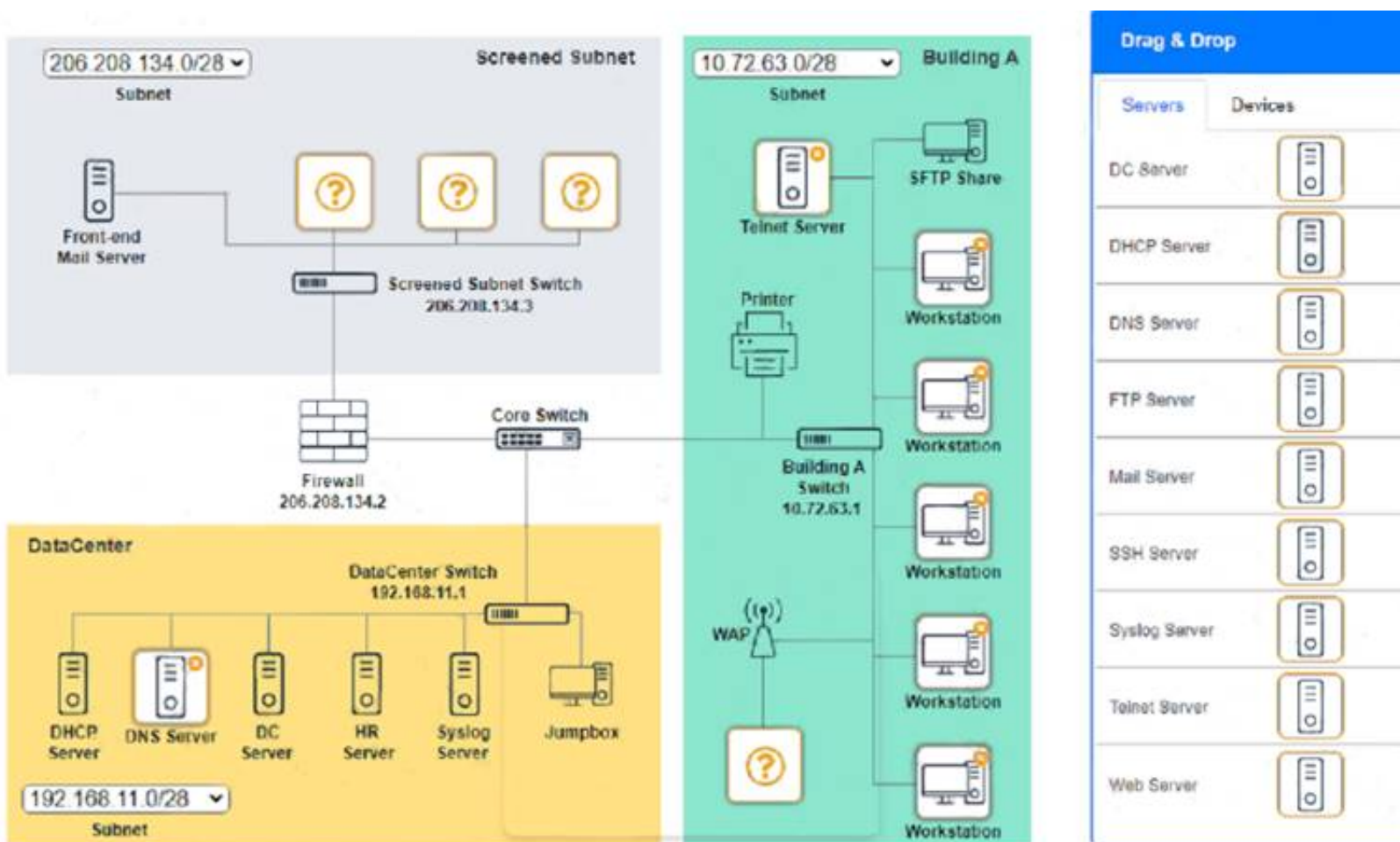
**Answer: A**

### Explanation:

Screened Subnet devices – Web server, FTP server

Building A devices – SSH server top left, workstations on all 5 on the right, laptop on bottom left DataCenter devices – DNS server.





#### NEW QUESTION 111

- (Exam Topic 1)

Which of the following is MOST likely to generate significant East-West traffic in a datacenter?

- A. A backup of a large video presentation to cloud storage for archival purposes
- B. A duplication of a hosted virtual server to another physical server for redundancy
- C. A download of navigation data to a portable device for offline access
- D. A query from an IoT device to a cloud-hosted server for a firmware update

**Answer: B**

#### NEW QUESTION 113

- (Exam Topic 2)

Which of the following protocol types describes secure communication on port 443?

- A. ICMP
- B. UDP
- C. TCP
- D. IP

**Answer: C**

#### NEW QUESTION 114

- (Exam Topic 2)

Which of the following protocols will a security appliance that is correlating network events from multiple devices MOST likely rely on to receive event messages?

- A. Syslog
- B. Session Initiation Protocol
- C. Secure File Transfer Protocol
- D. Server Message Block

**Answer: A**

#### NEW QUESTION 117

- (Exam Topic 2)

Which of the following policies should be referenced when a user wants to access work email on a personal cell phone?

- A. Offboarding policy
- B. Acceptable use policy
- C. BYOD policy
- D. Remote access policy

**Answer: C**

#### NEW QUESTION 122

- (Exam Topic 2)

The following instructions were published about the proper network configuration for a videoconferencing device:

"Configure a valid static RFC1918 address for your network. Check the option to use a connection over NAT." Which of the following is a valid IP address

configuration for the device?

- A. FE80::1
- B. 100.64.0.1
- C. 169.254.1.2
- D. 172.19.0.2
- E. 224.0.0.12

**Answer:** D

#### NEW QUESTION 126

- (Exam Topic 2)

After a firewall replacement, some alarms and metrics related to network availability stopped updating on a monitoring system relying on SNMP. Which of the following should the network administrator do FIRST?

- A. Modify the device's MIB on the monitoring system.
- B. Configure syslog to send events to the monitoring system.
- C. Use port mirroring to redirect traffic to the monitoring system.
- D. Deploy SMB to transfer data to the monitoring system.

**Answer:** A

#### NEW QUESTION 127

- (Exam Topic 2)

A network administrator decided to use SLAAC in an extensive IPv6 deployment to alleviate IP address management. The devices were properly connected into the LAN but autoconfiguration of the IP address did not occur as expected. Which of the following should the network administrator verify?

- A. The network gateway is configured to send router advertisements.
- B. A DHCP server is present on the same broadcast domain as the clients.
- C. The devices support dual stack on the network layer.
- D. The local gateway supports anycast routing.

**Answer:** A

#### NEW QUESTION 129

- (Exam Topic 2)

A network technician is observing the behavior of an unmanaged switch when a new device is added to the network and transmits data. Which of the following BEST describes how the switch processes this information?

- A. The data is flooded out of every port
- B. including the one on which it came in.
- C. The data is flooded out of every port but only in the VLAN where it is located.
- D. The data is flooded out of every port, except the one on which it came in
- E. The data is flooded out of every port, excluding the VLAN where it is located

**Answer:** C

#### NEW QUESTION 134

- (Exam Topic 2)

A systems administrator is configuring a firewall using NAT with PAT. Which of the following would be BEST suited for the LAN interface?

- A. 172.15.0.0/18
- B. 172.18.0.0/10
- C. 172.23.0.0/16
- D. 172.28.0.0/8
- E. 172.32.0.0/14

**Answer:** C

#### NEW QUESTION 139

- (Exam Topic 2)

Two remote offices need to be connected securely over an untrustworthy MAN. Each office needs to access network shares at the other site. Which of the following will BEST provide this functionality?

- A. Client-to-site VPN
- B. Third-party VPN service
- C. Site-to-site VPN
- D. Split-tunnel VPN

**Answer:** C

#### NEW QUESTION 141

- (Exam Topic 2)

A rogue AP was found plugged in and providing Internet access to employees in the break room. Which of the following would be BEST to use to stop this from happening without physically removing the WAP?

- A. Password complexity



- B. Port security
- C. Wireless client isolation
- D. Secure SNMP

**Answer:** B

#### NEW QUESTION 146

- (Exam Topic 2)

A wireless network was installed in a warehouse for employees to scan crates with a wireless handheld scanner. The wireless network was placed in the corner of the building near the ceiling for maximum coverage. However, users in the offices adjacent to the warehouse have noticed a large amount of signal overlap from the new network. Additionally, warehouse employees report difficulty connecting to the wireless network from the other side of the building; however, they have no issues when they are near the antenna. Which of the following is MOST likely the cause?

- A. The wireless signal is being refracted by the warehouse's windows
- B. The antenna's power level was set too high and is overlapping
- C. An omnidirectional antenna was used instead of a unidirectional antenna
- D. The wireless access points are using channels from the 5GHz spectrum

**Answer:** A

#### NEW QUESTION 151

- (Exam Topic 2)

Which of the following security devices would be BEST to use to provide mechanical access control to the MDF/IDF?

- A. A smart card
- B. A key fob
- C. An employee badge
- D. A door lock

**Answer:** B

#### NEW QUESTION 156

- (Exam Topic 2)

Which of the following technologies allows traffic to be sent through two different ISPs to increase performance?

- A. Fault tolerance
- B. Quality of service
- C. Load balancing
- D. Port aggregation

**Answer:** A

#### NEW QUESTION 160

- (Exam Topic 2)

At the destination host, which of the following OSI model layers will discard a segment with a bad checksum in the UDP header?

- A. Network
- B. Data link
- C. Transport
- D. Session

**Answer:** C

#### NEW QUESTION 165

- (Exam Topic 2)

The management team has instituted a 48-hour RTO as part of the disaster recovery plan. Which of the following procedures would meet the policy's requirements?

- A. Recover all systems to a loss of 48 hours of data.
- B. Limit network downtime to a maximum of 48 hours per year.
- C. Recover all systems within 48 hours.
- D. Require 48 hours of system backup maintenance.

**Answer:** C

#### Explanation:

Reference: <https://www.druva.com/blog/understanding-rpo-and-rto/>

#### NEW QUESTION 168

- (Exam Topic 2)

A company's network is set up so all Internet-bound traffic from all remote offices exits through a main datacenter. Which of the following network topologies would BEST describe this setup?

- A. Bus
- B. Spine-and-leaf
- C. Hub-and-spoke

D. Mesh

**Answer:** C

#### NEW QUESTION 169

- (Exam Topic 2)

A network technician has multimode fiber optic cable available in an existing IDF. Which of the following Ethernet standards should the technician use to connect the network switch to the existing fiber?

- A. 10GBaseT
- B. 1000BaseT
- C. 1000BaseSX
- D. 1000BaseLX

**Answer:** A

#### NEW QUESTION 170

- (Exam Topic 2)

A company requires a disaster recovery site to have equipment ready to go in the event of a disaster at its main datacenter. The company does not have the budget to mirror all the live data to the disaster recovery site. Which of the following concepts should the company select?

- A. Cold site
- B. Hot site
- C. Warm site
- D. Cloud site

**Answer:** C

#### NEW QUESTION 174

- (Exam Topic 2)

A customer wants to segregate the traffic between guests on a hypervisor. Which of the following does a technician need to configure to meet the requirement?

- A. Virtual switches
- B. OSPF routing
- C. Load balancers
- D. NIC teaming
- E. Fibre Channel

**Answer:** A

#### NEW QUESTION 179

- (Exam Topic 2)

A network technician was troubleshooting an issue for a user who was being directed to cloned websites that were stealing credentials. The URLs were correct for the websites but an incorrect IP address was revealed when the technician used ping on the user's PC After checking the is setting, the technician found the DNS server address was incorrect Which of the following describes the issue?

- A. Rogue DHCP server
- B. Misconfigured HSRP
- C. DNS poisoning
- D. Exhausted IP scope

**Answer:** D

#### NEW QUESTION 180

- (Exam Topic 2)

A company that uses VoIP telephones is experiencing intermittent issues with one-way audio and dropped conversations The manufacturer says the system will work if ping times are less than 50ms. The company has recorded the following ping times:

10ms	10ms	10ms	100ms	70ms	5ms	5ms	80ms	100ms	5ms	5ms
------	------	------	-------	------	-----	-----	------	-------	-----	-----

Which of the following is MOST likely causing the issue?

- A. Attenuation
- B. Latency
- C. VLAN mismatch
- D. Jitter

**Answer:** A

#### NEW QUESTION 185

- (Exam Topic 2)

A technician is troubleshooting a previously encountered issue. Which of the following should the technician reference to find what solution was implemented to resolve the issue?

- A. Standard operating procedures
- B. Configuration baseline documents
- C. Work instructions
- D. Change management documentation

**Answer:** A

**NEW QUESTION 187**

- (Exam Topic 2)

A SaaS provider has decided to leave an unpatched VM available via a public DMZ port. With which of the following concepts is this technique MOST closely associated?

- A. Insider threat
- B. War driving
- C. Evil twin
- D. Honeytrap

**Answer:** D

**NEW QUESTION 188**

- (Exam Topic 2)

A user is having difficulty with video conferencing and is looking for assistance. Which of the following would BEST improve performance?

- A. Packet shaping
- B. Quality of service
- C. Port mirroring
- D. Load balancing

**Answer:** B

**NEW QUESTION 190**

- (Exam Topic 2)

Which of the following is the physical security mechanism that would MOST likely be used to enter a secure site?

- A. A landing page
- B. An access control vestibule
- C. A smart locker
- D. A firewall

**Answer:** B

**Explanation:**

Reference: [https://en.wikipedia.org/wiki/Mantrap\\_\(access\\_control\)](https://en.wikipedia.org/wiki/Mantrap_(access_control))

**NEW QUESTION 193**

- (Exam Topic 2)

A network technician is investigating an IP phone that does not register in the VoIP system Although it received an IP address, it did not receive the necessary DHCP options The information that is needed for the registration is distributed by the DHCP scope All other IP phones are working properly. Which of the following does the technician need to verify?

- A. VLAN mismatch
- B. Transceiver mismatch
- C. Latency
- D. DHCP exhaustion

**Answer:** A

**NEW QUESTION 196**

- (Exam Topic 2)

A user reports a weak signal when walking 20ft (61 m) away from the WAP in one direction, but a strong signal when walking 20ft in the opposite direction The technician has reviewed the configuration and confirmed the channel type is correct There is no jitter or latency on the connection Which of the following would be the MOST likely cause of the issue?

- A. Antenna type
- B. Power levels
- C. Frequency
- D. Encryption type

**Answer:** A

**NEW QUESTION 200**

- (Exam Topic 2)

A voice engineer is troubleshooting a phone issue. When a call is placed, the caller hears echoes of the receiver's voice. Which of the following are the causes of this issue? (Choose two.)

- A. Jitter
- B. Speed mismatch
- C. QoS misconfiguration
- D. Protocol mismatch
- E. CRC errors
- F. Encapsulation errors

**Answer:** AC

**NEW QUESTION 205**

- (Exam Topic 2)

A technician is implementing a new wireless network to serve guests at a local office. The network needs to provide Internet access but disallow associated stations from communicating with each other. Which of the following would BEST accomplish this requirement?

- A. Wireless client isolation
- B. Port security
- C. Device geofencing
- D. DHCP snooping

**Answer:** A

**NEW QUESTION 208**

- (Exam Topic 2)

A technician is troubleshooting a workstation's network connectivity and wants to confirm which switchport corresponds to the wall jack the PC is using Which of the following concepts would BEST help the technician?

- A. Consistent labeling
- B. Change management
- C. Standard work instructions
- D. Inventory management
- E. Network baseline

**Answer:** A

**NEW QUESTION 211**

- (Exam Topic 2)

A network field technician is installing and configuring a secure wireless network. The technician performs a site survey. Which of the following documents would MOST likely be created as a result of the site survey?

- A. Physical diagram
- B. Heat map
- C. Asset list
- D. Device map

**Answer:** B

**NEW QUESTION 215**

- (Exam Topic 2)

A packet is assigned a value to ensure it does not traverse a network indefinitely. Which of the following BEST represents this value?

- A. Zero Trust
- B. Planned obsolescence
- C. Time to live
- D. Caching

**Answer:** C

**NEW QUESTION 218**

- (Exam Topic 2)

A network administrator is configuring a database server and would like to ensure the database engine is listening on a certain port. Which of the following commands should the administrator use to accomplish this goal?

- A. nslookup
- B. netstat -a
- C. ipconfig /a
- D. arp -a

**Answer:** B

**NEW QUESTION 222**

- (Exam Topic 2)

An organization wants to implement a method of centrally managing logins to network services. Which of the following protocols should the organization use to allow for authentication, authorization and auditing?

- A. MS-CHAP
- B. RADIUS
- C. LDAPS
- D. RSTP

**Answer:** A

**NEW QUESTION 223**

- (Exam Topic 2)

Which of the following attacks encrypts user data and requires a proper backup implementation to recover?

- A. DDoS
- B. Phishing
- C. Ransomware
- D. MAC spoofing

**Answer: C**

#### NEW QUESTION 224

- (Exam Topic 2)

Which of the following is used to provide networking capability for VMs at Layer 2 of the OSI model?

- A. VPN
- B. VRRP
- C. vSwitch
- D. VIP

**Answer: C**

#### NEW QUESTION 225

- (Exam Topic 2)

A network administrator is talking to different vendors about acquiring technology to support a new project for a large company. Which of the following documents will MOST likely need to be signed before information about the project is shared?

- A. BYOD policy
- B. NDA
- C. SLA
- D. MOU

**Answer: C**

#### NEW QUESTION 228

- (Exam Topic 2)

A network administrator has been directed to present the network alerts from the past week to the company's executive staff. Which of the following will provide the BEST collection and presentation of this data?

- A. A port scan printout
- B. A consolidated report of various network devices
- C. A report from the SIEM tool
- D. A report from a vulnerability scan done yesterday

**Answer: C**

#### NEW QUESTION 233

- (Exam Topic 2)

A network requirement calls for segmenting departments into different networks. The campus network is set up with users of each department in multiple buildings. Which of the following should be configured to keep the design simple and efficient?

- A. MDIX
- B. Jumbo frames
- C. Port tagging
- D. Flow control

**Answer: C**

#### NEW QUESTION 234

- (Exam Topic 2)

A technician is connecting DSL for a new customer. After installing and connecting the on-premises equipment, the technician verifies DSL synchronization. When connecting to a workstation, however, the link LEDs on the workstation and modem do not light up. Which of the following should the technician perform during troubleshooting?

- A. Identify the switching loops between the modem and the workstation.
- B. Check for asymmetrical routing on the modem.
- C. Look for a rogue DHCP server on the network.
- D. Replace the cable connecting the modem and the workstation.

**Answer: D**

#### NEW QUESTION 235

- (Exam Topic 2)

A lab environment hosts Internet-facing web servers and other experimental machines, which technicians use for various tasks A technician installs software on one of the web servers to allow communication to the company's file server, but it is unable to connect to it Other machines in the building are able to retrieve files from the file server. Which of the following is the MOST likely reason the web server cannot retrieve the files, and what should be done to resolve the problem?

- A. The lab environment's IDS is blocking the network traffic 1 he technician can whitelist the new application in the IDS

- B. The lab environment is located in the DM2, and traffic to the LAN zone is denied by default
- C. The technician can move the computer to another zone or request an exception from the administrator.
- D. The lab environment has lost connectivity to the company router, and the switch needs to be rebooted. The technician can get the key to the wiring closet and manually restart the switch
- E. The lab environment is currently set up with hubs instead of switches, and the requests are getting bounced back. The technician can submit a request for upgraded equipment to management.

**Answer:** B

#### NEW QUESTION 239

- (Exam Topic 2)

During the security audit of a financial firm the Chief Executive Officer (CEO) questions why there are three employees who perform very distinct functions on the server. There is an administrator for creating users another for assigning the users to groups and a third who is the only administrator to perform file rights assignment. Which of the following mitigation techniques is being applied?

- A. Privileged user accounts
- B. Role separation
- C. Container administration
- D. Job rotation

**Answer:** B

#### NEW QUESTION 244

- (Exam Topic 3)

Which of the following is an advanced distance vector routing protocol that automates routing tables and also uses some features of link-state routing protocols?

- A. OSPF
- B. RIP
- C. EIGRP
- D. BGP

**Answer:** C

#### Explanation:

EIGRP is an advanced distance vector routing protocol that is able to automatically update routing tables and also uses features of link-state routing protocols, such as the ability to send updates about the current topology of the network. EIGRP also has the ability to use a variety of algorithms to determine the best route for a packet to take, allowing for more efficient routing across the network.

#### NEW QUESTION 248

- (Exam Topic 3)

A technician removes an old PC from the network and replaces it with a new PC that is unable to connect to the LAN. Which of the following is MOST likely the cause of the issue?

- A. Port security
- B. Port tagging
- C. Port aggregation
- D. Port mirroring

**Answer:** A

#### Explanation:

It is most likely that the issue is caused by port security, as this is a feature that can prevent new devices from connecting to the LAN. Port tagging, port aggregation, and port mirroring are all features that are used to manage traffic on the network, but they are not related to the connectivity of new devices. If the technician has configured port security on the network and the new PC does not meet the security requirements, it will not be able to connect to the LAN.

#### NEW QUESTION 249

- (Exam Topic 3)

During the troubleshooting of an E1 line, the point-to-point link on the core router was accidentally unplugged and left unconnected for several hours. However, the network management team was not notified. Which of the following could have been configured to allow early detection and possible resolution of the issue?

- A. Traps
- B. MIB
- C. OID
- D. Baselines

**Answer:** A

#### NEW QUESTION 254

- (Exam Topic 3)

A company is utilizing multifactor authentication for data center access. Which of the following is the MOST effective security mechanism against physical intrusions due to stolen credentials?

- A. Biometrics security hardware
- B. Access card readers
- C. Access control vestibule
- D. Motion detection cameras

**Answer:** C



#### NEW QUESTION 259

- (Exam Topic 3)

Which of the following types of connections would need to be set up to provide access from the internal network to an external network so multiple satellite offices can communicate securely using various ports and protocols?

- A. Client-to-site VPN
- B. Clientless VPN
- C. RDP
- D. Site-to-site VPN
- E. SSH

**Answer:** D

#### NEW QUESTION 261

- (Exam Topic 3)

Which of the Mowing architectures reduces network latency by enforcing a limit on the number of switching devices on the frame's path between any internal hosts?

- A. Spine and leaf
- B. Software-defined network
- C. Three-tiered
- D. Collapsed core

**Answer:** A

#### Explanation:

It does this by using a two-level hierarchy of switches, where the spine switches connect to the leaf switches, which in turn connect to the end hosts. This reduces the number of hops a packet must take from one host to another, thus reducing latency. According to the CompTIA Network+ N10-008 Exam Guide, the Spine and Leaf topology is a modern architecture that is used to reduce latency in large networks.

#### NEW QUESTION 262

- (Exam Topic 3)

A network administrator is looking at switch features and is unsure whether to purchase a model with PoE. Which of the following devices that commonly utilize PoE should the administrator consider? (Select TWO)

- A. VoIP phones
- B. Cameras
- C. Printers
- D. Cable modems
- E. Laptops
- F. UPSs

**Answer:** AB

#### Explanation:

Power over Ethernet (PoE) is a technology that allows network-connected devices to receive power over the same Ethernet cables that are used for data transfer. PoE is commonly used to power devices such as VoIP phones and cameras, making it an ideal choice for network administrators looking for a cost-effective solution. PoE is not typically used for other devices such as printers, cable modems, laptops, and UPSs.

#### NEW QUESTION 267

- (Exam Topic 3)

Which of the following topologies requires the MOST connections when designing a network?

- A. Mesh
- B. Star
- C. Bus
- D. Ring

**Answer:** A

#### NEW QUESTION 270

- (Exam Topic 3)

A network technician recently installed 35 additional workstations. After installation, some users are unable to access network resources. Many of the original workstations that are experiencing the network access issue were offline when the new workstations were turned on. Which of the following is the MOST likely cause of this issue?

- A. Incorrect VLAN setting
- B. Insufficient DHCP scope
- C. Improper NIC setting
- D. Duplicate IP address

**Answer:** B

#### NEW QUESTION 272

- (Exam Topic 3)

A medical building offers patients Wi-Fi in the waiting room. Which of the following security features would be the BEST solution to provide secure connections and keep the medical data protected?



- A. Isolating the guest network
- B. Securing SNMP
- C. MAC filtering
- D. Disabling unneeded switchports

**Answer:** A

#### NEW QUESTION 274

- (Exam Topic 3)

A company is deploying a SAN at headquarters and a branch office 1,000mi (1,609km) away that will access small amounts of data. Which of the following types of connections would be MOST cost effective to implement?

- A. iSCSI
- B. FCoE
- C. Ethernet
- D. FC

**Answer:** A

#### Explanation:

Mike Meyers

"Internet Small Computer Systems Interface (iSCSI) is built on top of TCP/IP, enabling devices that use the SCSI protocol to communicate across existing networks using cheap, readily available hardware."

Jason Dion

"iSCSI (IP Small Computer System Interface)

- Lower cost, built using Ethernet switches (<10 Gbps)
- Relies on configuration allowing jumbo frames over the network"

#### NEW QUESTION 278

- (Exam Topic 3)

When accessing corporate network resources, users are required to authenticate to each application they try to access. Which of the following concepts does this BEST represent?

- A. SSO
- B. Zero Trust
- C. VPN
- D. Role-based access control

**Answer:** B

#### NEW QUESTION 281

- (Exam Topic 3)

Which of the following is a valid and cost-effective solution to connect a fiber cable into a network switch without available SFP ports?

- A. Use a media converter and a UTP cable
- B. Install an additional transceiver module and use GBICs
- C. Change the type of connector from SC to F-type
- D. Use a loopback adapter to make the connection

**Answer:** A

#### NEW QUESTION 286

- (Exam Topic 3)

Which of the following connector types would be used to connect to the demarcation point and provide network access to a cable modem?

- A. F-type
- B. RJ45
- C. LC
- D. RJ11

**Answer:** A

#### Explanation:

An F-type connector is a type of coaxial connector that is commonly used to connect a cable modem to the demarcation point, which is the point at which the cable provider's network ends and the customer's network begins. The F-type connector is a threaded connector that is typically used for television, cable modem, and satellite antenna connections.

#### NEW QUESTION 291

- (Exam Topic 3)

A network technician needs to install security updates on several switches on the company's network. The management team wants this completed as quickly and efficiently as possible. Which of the following should the technician do to perform the updates?

- A. Upload the security update onto each switch using a terminal emulator and a console cable.
- B. Configure a TFTP server
- C. SSH into each device, and perform the update.
- D. Replace each old switch with new switches that have the updates already performed.
- E. Connect a USB memory stick to each switch and perform the update.

**Answer:** B

#### NEW QUESTION 292

- (Exam Topic 3)

During a recent security audit, a contracted penetration tester discovered the organization uses a number of insecure protocols. Which of the following ports should be disallowed so only encrypted protocols are allowed? (Select TWO).

- A. 22
- B. 23
- C. 69
- D. 443
- E. 587
- F. 8080

**Answer:** BC

#### NEW QUESTION 296

- (Exam Topic 3)

A network technician is troubleshooting a new web server connectivity issue. The network technician discovers the following on the support ticket

- The server's IP address can be pinged from the client PCs,
- Access to the web resource works correctly when on the server's console.
- No clients can access the servers data via URL.
- The server does not have a firewall configured
- No ACLs are preventing connectivity from the client's network.
- All services on the server are operating normally, which was confirmed by the server team. Which of the following actions will resolve the issue?

- A. Reset port security on the switchport connecting the server.
- B. Adjust the web server's NTP settings to match the client settings.
- C. Configure A records for the web server.
- D. Install the correct MIB on the web server

**Answer:** C

#### Explanation:

The problem is likely related to DNS resolution, as the clients are able to ping the server's IP address but not access the web resource via URL. The other answers do not address this issue. Configuring A records for the web server will ensure that clients are able to access the web resource via its domain name.

#### NEW QUESTION 301

- (Exam Topic 3)

An administrator would like to allow Windows clients from outside the office to access workstations without using third-party software. Which of the following access methods would meet this requirement?

- A. Remote desktop gateway
- B. Split tunnel
- C. Site-to-site VPN
- D. VNC

**Answer:** A

#### Explanation:

To allow Windows clients from outside the office to access workstations without using third-party software, the administrator can use the Remote Desktop Protocol (RDP). RDP is a built-in feature of the Windows operating system that allows users to remotely connect to and control other Windows computers over a network connection.

To use RDP, the administrator will need to enable the Remote Desktop feature on the workstations that need to be accessed, and ensure that the appropriate firewall rules are in place to allow RDP traffic to pass through. The administrator will also need to provide the remote users with the necessary credentials to access the workstations.

Once RDP is set up and configured, the remote users can use the Remote Desktop client on their own computers to connect to the workstations and access them as if they were physically present in the office. This allows the administrator to provide remote access to the workstations without the need for any additional software or third-party tools.

#### NEW QUESTION 305

- (Exam Topic 3)

After rebooting an AP a user is no longer able to connect to the enterprise LAN. A technician plugs a laptop in to the same network jack and receives the IP 169.254.0.200. Which of the following is MOST likely causing the issue?

- A. DHCP scope exhaustion
- B. Signal attenuation
- C. Channel overlap
- D. Improper DNS configuration

**Answer:** A

#### Explanation:

DHCP scope exhaustion occurs when the number of available IP addresses to be leased from a DHCP server have been used up. This could be caused by a large number of clients on the network, or a misconfigured

DHCP scope. When this happens, clients will be assigned an IP address from the APIPA range (169.254.0.0 to 169.254.255.255). To resolve this issue, the DHCP scope needs to be expanded or adjusted to accommodate the number of clients on the network.

**NEW QUESTION 307**

- (Exam Topic 3)

The power company notifies a network administrator that it will be turning off the power to the building over the weekend. Which of the following is the BEST solution to prevent the servers from going down?

- A. Redundant power supplies
- B. Uninterruptible power supply
- C. Generator
- D. Power distribution unit

**Answer:** A

**NEW QUESTION 308**

- (Exam Topic 3)

Network traffic is being compromised by DNS poisoning every time a company's router is connected to the internet. The network team detects a non-authorized DNS server being assigned to the network clients and remediates the incident by setting a trusted DNS server, but the issue occurs again after internet exposure. Which of the following best practices should be implemented on the router?

- A. Change the device's default password.
- B. Disable router advertisement guard.
- C. Activate control plane policing.
- D. Disable unneeded network services.

**Answer:** A

**NEW QUESTION 311**

- (Exam Topic 3)

An international company is transferring its IT assets including a number of WAPs from the United States to an office in Europe for deployment. Which of the following considerations should the company research before implementing the wireless hardware?

- A. WPA2 cipher
- B. Regulatory Impacts
- C. CDMA configuration
- D. 802.11 standards

**Answer:** B

**Explanation:**

When transferring IT assets, including wireless access points (WAPs), from one country to another, it's important to research the regulatory impacts of the move. Different countries have different regulations and compliance requirements for wireless devices, such as frequency bands, power levels, and encryption standards. Failing to comply with these regulations can result in fines or other penalties.

**NEW QUESTION 316**

- (Exam Topic 3)

A network administrator is given the network 80.87.78.0/26 for specific device assignments. Which of the following describes this network?

- A. 80.87.78 0 - 80.87.78.14
- B. 80.87.78 0 - 80.87.78.110
- C. 80.87.78 1 - 80.87.78.62
- D. 80.87.78.1 - 80.87.78.158

**Answer:** C

**Explanation:**

The network 80.87.78.0/26 is a Class A network with a subnet mask of /26, which means that it contains 26 bits of network information and 6 bits of host information. The range of valid host addresses for this network is 80.87.78.1 to 80.87.78.62. Any addresses outside of this range are reserved for special purposes or are not used.

**NEW QUESTION 317**

- (Exam Topic 3)

Which of the following topologies is designed to fully support applications hosted in on-premises data centers, public or private clouds, and SaaS services?

- A. SDWAN
- B. MAN
- C. PAN
- D. MPLS

**Answer:** A

**NEW QUESTION 320**

- (Exam Topic 3)

After a critical power issue, the network team was not receiving UPS status notifications. The network team would like to be alerted on these status changes. Which of the following would be BEST to use for these notifications?

- A. Traps
- B. MB
- C. NetFlow
- D. Syslog

**Answer:** A

**NEW QUESTION 323**

- (Exam Topic 3)

Which of the following is the NEXT step to perform network troubleshooting after identifying an issue?

- A. Implement a solution.
- B. Establish a theory.
- C. Escalate the issue.
- D. Document the findings.

**Answer:** B

**Explanation:**

- \* 1 Identify the Problem.
- \* 2 Develop a Theory.
- \* 3 Test the Theory.
- \* 4 Plan of Action.
- \* 5 Implement the Solution.
- \* 6 Verify System Functionality.
- \* 7 Document the Issue.

**NEW QUESTION 325**

- (Exam Topic 3)

Which of the following will reduce routing table lookups by performing packet forwarding decisions independently of the network layer header?

- A. MPLS
- B. mGRE
- C. EIGRP
- D. VRRP

**Answer:** A

**Explanation:**

Multiprotocol Label Switching, or MPLS, is a networking technology that routes traffic using the shortest path based on “labels,” rather than network addresses, to handle forwarding over private wide area networks. As a scalable and protocol-independent solution, MPLS assigns labels to each data packet, controlling the path the packet follows. MPLS greatly improves the speed of traffic, so users don’t experience downtime when connected to the network.

**NEW QUESTION 330**

- (Exam Topic 3)

Users in a branch can access an In-house database server, but it is taking too long to fetch records. The analyst does not know whether the Issue is being caused by network latency. Which of the following will the analyst MOST likely use to retrieve the metrics that are needed to resolve this issue?

- A. SNMP
- B. Link state
- C. Syslog
- D. QoS
- E. Traffic shaping

**Answer:** A

**NEW QUESTION 335**

- (Exam Topic 3)

A network technician receives a support ticket about an employee who has misplaced a company-owned cell phone that contains private company information. Which of the following actions should the network technician take to prevent data loss?

- A. Disable the user account.
- B. Lock the phone.
- C. Turn off the service.
- D. Execute remote wipe.

**Answer:** D

**Explanation:**

The best action for the network technician to take to prevent data loss in this scenario would be to execute a remote wipe on the lost cell phone. A remote wipe is a feature that allows the administrator to erase all the data from a device remotely. This will erase all the private company information from the lost phone, preventing it from falling into the wrong hands.

Other actions such as disabling the user account, locking the phone and turning off the service may not effectively prevent data loss. Disabling the user account will prevent the employee from accessing company resources, but it does not erase the data on the phone. Locking the phone may prevent unauthorized access, but it does not erase the data. Turning off the service may prevent the phone from connecting to the network, but it also does not erase the data.

**NEW QUESTION 340**

- (Exam Topic 3)

A network engineer needs to reduce the overhead of file transfers. Which of the following configuration changes would accomplish that goal?

- A. Link aggregation
- B. Jumbo frames
- C. Port security

- D. Flow control
- E. Lower FTP port

**Answer:** A

#### NEW QUESTION 345

- (Exam Topic 3)

A company cell phone was stolen from a technician's vehicle. The cell phone has a passcode, but it contains sensitive information about clients and vendors. Which of the following should also be enabled?

- A. Factory reset
- B. Autolock
- C. Encryption
- D. Two-factor authentication

**Answer:** C

#### NEW QUESTION 347

- (Exam Topic 3)

A systems administrator wants to use the least amount of equipment to segment two departments that have cables terminating in the same room. Which of the following would allow this to occur?

- A. A load balancer
- B. A proxy server
- C. A Layer 3 switch
- D. A hub
- E. A Layer 7 firewall
- F. The RSSI was not strong enough on the link

**Answer:** C

#### NEW QUESTION 350

- (Exam Topic 3)

An administrator needs to connect two laptops directly to each other using 802.11ac but does not have an AP available. Which of the following describes this configuration?

- A. Basic service set
- B. Extended service set
- C. Independent basic service set
- D. MU-MIMO

**Answer:** C

#### NEW QUESTION 351

- (Exam Topic 3)

A newly installed VoIP phone is not getting the DHCP IP address it needs to connect to the phone system. Which of the following tasks needs to be completed to allow the phone to operate correctly?

- A. Assign the phone's switchport to the correct VLAN
- B. Statically assign the phone's gateway address.
- C. Configure a route on the VoIP network router.
- D. Implement a VoIP gateway

**Answer:** A

#### NEW QUESTION 355

- (Exam Topic 3)

Which of the following routing protocols is generally used by major ISPs for handling large-scale internet traffic?

- A. RIP
- B. EIGRP
- C. OSPF
- D. BGP

**Answer:** D

#### NEW QUESTION 356

- (Exam Topic 3)

A technician is troubleshooting a client's report about poor wireless performance. Using a client monitor, the technician notes the following information: Which of the following is MOST likely the cause of the issue?

- A. Channel overlap
- B. Poor signal
- C. Incorrect power settings
- D. Wrong antenna type

**Answer:** A



#### NEW QUESTION 357

- (Exam Topic 3)

An administrator would like to have two servers at different geographical locations provide fault tolerance and high performance while appearing as one URL to users. Which of the following should the administrator implement?

- A. Load balancing
- B. Multipathing
- C. NIC teaming
- D. Warm site

**Answer:** A

#### Explanation:

Load balancing is a technique that can be used to provide fault tolerance and high performance while appearing as one URL to users. It is achieved by distributing the workload across multiple servers, which are usually located in different geographical locations. This allows for high performance and fault tolerance, as if one server fails, the other will take its place. Additionally, the multiple servers appear as one URL to the users, eliminating the need for the users to switch between servers.

#### NEW QUESTION 362

- (Exam Topic 3)

After HVAC failures caused network outages, the support team decides to monitor the temperatures of all the devices. The network administrator cannot find a command that will display this information. Which of the following will retrieve the necessary information?

- A. SNMP OID values
- B. NetFlow data export
- C. Network baseline configurations
- D. Security information and event management

**Answer:** A

#### Explanation:

The network administrator can use the Simple Network Management Protocol (SNMP) to monitor the temperatures of all the devices. SNMP is a widely-used protocol for managing and monitoring network devices, such as routers, switches, servers, and other networking equipment. SNMP allows network administrators to gather information about the performance and status of devices on the network, including temperature readings.

To retrieve the temperature information, the administrator will have to configure SNMP on the devices and configure SNMP manager software on their computer. Once the SNMP manager software is configured, it will be able to send SNMP requests to the devices and retrieve information such as temperature, voltage, fan speeds, etc. Many network devices have built-in SNMP support, and the administrator may also need to install SNMP agent software on the devices to enable SNMP monitoring.

The administrator can also use some specific command or tool like IPMI (Intelligent Platform Management Interface) or DCIM (Data Center Infrastructure Management) tools for monitoring the temperatures of all the devices.

#### NEW QUESTION 365

- (Exam Topic 3)

A network technician is responding to an issue with a local company. To which of the following documents should the network technician refer to determine the scope of the issue

- A. MTTR
- B. MOU
- C. NDA
- D. SLA

**Answer:** B

#### NEW QUESTION 369

- (Exam Topic 3)

A technician is checking network devices to look for opportunities to improve security Which of the following tools would BEST accomplish this task?

- A. Wi-Fi analyzer
- B. Protocol analyzer
- C. Nmap
- D. IP scanner

**Answer:** B

#### Explanation:

A protocol analyzer is a tool that can capture and analyze network traffic and identify security issues such as unauthorized devices, malicious packets, or misconfigured settings.

A Wi-Fi analyzer is a tool that can measure the signal strength, interference, and channel usage of wireless networks, but it cannot provide detailed information about network security.

Nmap and IP scanner are tools that can scan network hosts and ports for open services, vulnerabilities, or operating systems, but they cannot monitor network traffic in real time.

#### NEW QUESTION 371

- (Exam Topic 3)

A network technician is troubleshooting a specific port on a switch. Which of the following commands should the technician use to see the port configuration?

- A. show route
- B. show interface

- C. show arp
- D. show port

**Answer:** B

**Explanation:**

To see the configuration of a specific port on a switch, the network technician should use the "show interface" command. This command provides detailed information about the interface, including the current configuration, status, and statistics for the interface.

**NEW QUESTION 375**

- (Exam Topic 3)

Which of the following options represents the participating computers in a network?

- A. Nodes
- B. CPUs
- C. Servers
- D. Clients

**Answer:** A

**NEW QUESTION 376**

- (Exam Topic 3)

Users are reporting intermittent Wi-Fi connectivity in specific parts of a building. Which of the following should the network administrator check FIRST when troubleshooting this issue? (Select TWO).

- A. Site survey
- B. EIRP
- C. AP placement
- D. Captive portal
- E. SSID assignment
- F. AP association time

**Answer:** AC

**Explanation:**

This is a coverage issue. WAP placement and power need to be checked. Site survey should be done NEXT because it takes a while.

**NEW QUESTION 378**

- (Exam Topic 3)

An administrator is attempting to add a new system to monitoring but is unsuccessful. The administrator notices the system is similar to another one on the network; however, the new one has an updated OS version. Which of the following should the administrator consider updating?

- A. Management information bases
- B. System baseline
- C. Network device logs
- D. SNMP traps

**Answer:** A

**NEW QUESTION 383**

- (Exam Topic 3)

A company is reviewing ways to cut the overall cost of its IT budget. A network technician suggests removing various computer programs from the IT budget and only providing these programs on an as-needed basis. Which of the following models would meet this requirement?

- A. Multitenency
- B. IaaS
- C. SaaS
- D. VPN

**Answer:** C

**NEW QUESTION 388**

- (Exam Topic 3)

Which of the following layers of the OSI model has new protocols activated when a user moves from a wireless to a wired connection?

- A. Data link
- B. Network
- C. Transport
- D. Session

**Answer:** A

**Explanation:**

"The Data Link layer also determines how data is placed on the wire by using an access method. The wired access method, carrier-sense multiple access with collision detection (CSMA/CD), was once used by all wired Ethernet networks, but is automatically disabled on switched full-duplex links, which have been the norm for decades. Carrier-sense multiple access with collision avoidance (CSMA/CA) is used by wireless networks, in a similar fashion."



**NEW QUESTION 392**

- (Exam Topic 3)

A user calls the help desk to report being unable to reach a file server. The technician logs in to the user's computer and verifies that pings fall to respond back when trying to reach the file server. Which of the following would BEST help the technician verify whether the file server is reachable?

- A. netstat
- B. ipconfig
- C. nslookup
- D. traceroute

**Answer:** D

**Explanation:**

Traceroute is a network diagnostic tool that allows you to trace the path that network packets take from one device to another. By running traceroute to the file server, the technician can see the sequence of devices and networks that the packets pass through on their way to the file server. This can help the technician to determine if there is a problem with the network connection between the user's computer and the file server, or if the issue is with the file server itself.

**NEW QUESTION 396**

- (Exam Topic 3)

A network administrator is investigating a network event that is causing all communication to stop. The network administrator is unable to use SSH to connect to the switch but is able to gain access using the serial console port. While monitoring port statistics, the administrator sees the following:

Total Rx (bps)	23,041,464	Total Tx (bps)	621,032
Unicast Rx (Pkts/sec)	102,465	Unicast Tx (Pkts/sec)	66
B/Mcast Rx (Pkts/sec)	21,456.465	B/Mcast Tx (Pkts/sec)	7
Utilization Rx	2.3%	Utilization Tx	0.06%

Which of the following is MOST likely causing the network outage?

- A. Duplicate IP address
- B. High collisions
- C. Asynchronous route
- D. Switch loop

**Answer:** B

**NEW QUESTION 400**

- (Exam Topic 3)

Which of the following is used to elect an STP root?

- A. A bridge ID
- B. A bridge protocol data unit
- C. Interface port priority
- D. A switch's root port

**Answer:** B

**Explanation:**

"Using special STP frames known as bridge protocol data units (BPDUs), switches communicate with other switches to prevent loops from happening in the first place. Configuration BPDUs establish the topology, where one switch is elected root bridge and acts as the center of the STP universe. Each switch then uses the root bridge as a reference point to maintain a loop-free topology."

**NEW QUESTION 405**

- (Exam Topic 3)

Which of the following uses the link-state routing algorithm and operates within a single autonomous system?

- A. EIGRP
- B. OSPF
- C. RIP
- D. BGP

**Answer:** B

**Explanation:**

OSPF uses a link state routing algorithm and falls into the group of interior routing protocols, operating within a single autonomous system (AS). OSPF is perhaps the most widely used interior gateway protocol (IGP) in large enterprise networks

**NEW QUESTION 409**

- (Exam Topic 3)

A company is considering shifting its business to the cloud. The management team is concerned at the availability of the third-party cloud service. Which of the following should the management team consult to determine the promised availability of the cloud provider?

- A. Memorandum of understanding
- B. Business continuity plan
- C. Disaster recovery plan
- D. Service-level agreement

**Answer:** D

**Explanation:**

A Service-level agreement (SLA) is a document that outlines the responsibilities of a cloud service provider and the customer. It typically includes the agreed-upon availability of the cloud service provider, the expected uptime for the service, and the cost of any downtime or other service interruptions. Consulting the SLA is the best way for the management team to determine the promised availability of the cloud provider. Reference: CompTIA Cloud+ Study Guide, 6th Edition, page 28.

**NEW QUESTION 411**

- (Exam Topic 3)

Which of the following connectors and terminations are required to make a Cat 6 cable that connects from a PC to a non-capable MDIX switch? (Select TWO).

- A. T1A-568-A - TIA-568-B
- B. TIA-568-B - TIA-568-B
- C. RJ11
- D. RJ45
- E. F-type

**Answer:** AD

**NEW QUESTION 414**

- (Exam Topic 3)

Which of the following is a requirement when certifying a network cabling as Cat 7?

- A. Ensure the patch panel is certified for the same category.
- B. Limit 10Gb transmissions to 180ft (55m).
- C. Use F-type connectors on the network terminations.
- D. Ensure the termination standard is TIA/EIA-568-A.

**Answer:** D

**Explanation:**

Category 7 (Cat 7) is a cabling standard that supports 10GBASE-T Ethernet connections up to 100 meters (328 feet). In order for a cabling system to be certified as Cat 7, all components, including the patch panel, must meet the TIA/EIA-568-A standard. This standard requires the use of shielded cables with F-type connectors for the network terminations. Reference: CompTIA Network+ Study Manual, 8th Edition, page 158.

**NEW QUESTION 419**

- (Exam Topic 3)

A technician is troubleshooting a report about network connectivity issues on a workstation. Upon investigation, the technician notes the workstation is showing an APIPA address on the network interface. The technician verifies that the VLAN assignment is correct and that the network interlace has connectivity. Which of the following is MOST likely the issue the workstation is experiencing?

- A. DHCP exhaustion
- B. A rogue DHCP server
- C. A DNS server outage
- D. An incorrect subnet mask

**Answer:** A

**NEW QUESTION 420**

- (Exam Topic 3)

Given the following Information:

Connection	Cable length	Cable type	Configuration
PC A to switch 1	394ft (120m)	Cat 5	Straight through
Switch 1 to switch 2	3.3ft (1m)	Cat 6	Crossover
Switch 2 to PC B	16ft (5m)	Cat 5	Straight through

Which of the following would cause performance degradation between PC A and PC B'?

- A. Attenuation
- B. Interference
- C. Decibel loss
- D. Incorrect pinout

**Answer:** D

**NEW QUESTION 422**

- (Exam Topic 3)

Due to space constraints in an IDF, a network administrator can only a do a single switch to accommodate three data networks. The administrator needs a configuration that will allow each device to access its expected network without additional connections. The configuration must also allow each device to access the rest of the network. Which of the following should the administrator do to meet these requirements? (Select TWO).

- A. Untag the three VLANs across the uplink
- B. Tag an individual VLAN across the uplink

- C. Untag an individual VLAN per device port
- D. Tag an individual VLAN per device port
- E. Tag the three VLANs across the uplink.
- F. Tag the three VLANs per device port.

**Answer:** AC

**Explanation:**

To achieve this, you should do two things:

- Tag the three VLANs across the uplink port that connects to another switch or router. This will allow data packets from different VLANs to cross over into other networks.
- Untag an individual VLAN per device port that connects to an end device. This will assign each device to its expected network without additional connections.

**NEW QUESTION 424**

- (Exam Topic 3)

A technician is connecting a Cat 6 Ethernet cable to a device that only has LC ports. Which of the following will the technician MOST likely use to accomplish this task?

- A. A bridge
- B. A media converter
- C. A repeater
- D. A router

**Answer:** B

**NEW QUESTION 426**

- (Exam Topic 3)

A network technician is having issues connecting an IoT sensor to the internet. The WLAN settings were enabled via a custom command line, and a proper IP address assignment was received on the wireless interface. However, when trying to connect to the internet, only HTTP redirections are being received when data is requested. Which of the following will point to the root cause of the issue?

- A. Verifying if an encryption protocol mismatch exists.
- B. Verifying if a captive portal is active for the WLAN.
- C. Verifying the minimum RSSI for operation in the device's documentation
- D. Verifying EIRP power settings on the access point.

**Answer:** C

**Explanation:**

A captive portal is a web page that is displayed to a user before they can access the internet or other network resources. This is often used in public or guest networks to present users with a login or terms and conditions page before they can access the internet. If a captive portal is active on the WLAN, it would explain why the IoT sensor is only receiving HTTP redirections when trying to connect to the internet.

**NEW QUESTION 427**

- (Exam Topic 3)

A user reports that a new VoIP phone works properly but the computer that is connected to the phone cannot access any network resources. Which of the following MOST likely needs to be configured correctly to provide network connectivity to the computer?

- A. Port duplex settings
- B. Port aggregation
- C. ARP settings
- D. VLAN tags
- E. MDIX settings

**Answer:** D

**Explanation:**

VLAN (virtual LAN) tags are used to identify packets as belonging to a particular VLAN. VLANs are used to segment a network into logical sub-networks, and each VLAN is assigned a unique VLAN tag. If the VLAN tag is not configured correctly, the computer may not be able to access network resources.

**NEW QUESTION 428**

- (Exam Topic 3)

Which of the following describes traffic going in and out of a data center from the internet?

- A. Demarcation point
- B. North-South
- C. Fibre Channel
- D. Spine and leaf

**Answer:** B

**NEW QUESTION 431**

- (Exam Topic 3)

A network technician is planning a network scope. The web server needs to be within 12.31.69.1 to 12.31.69.29. Which of the following would meet this requirement?

- A. Lease time

- B. Range reservation
- C. DNS
- D. Superscope

**Answer:** A

#### NEW QUESTION 433

- (Exam Topic 3)

A company needs to virtualize a replica of its internal physical network without changing the logical topology and the way that devices behave and are managed. Which of the following technologies meets this requirement?

- A. NFV
- B. SDWAN
- C. VIP
- D. MPLS

**Answer:** A

#### Explanation:

Network Function Virtualization (NFV) is a technology that allows for the virtualization of a replica of a network's physical topology and the way it behaves without changing the logical topology and the way that devices are managed. NFV allows for the virtualization of network functions such as routers, firewalls, and switches, resulting in increased flexibility and scalability. This makes NFV an ideal technology for companies looking to virtualize a replica of their internal physical network.

#### NEW QUESTION 434

- (Exam Topic 3)

Which of the following describes the ability of a corporate IT department to expand its cloud-hosted VM environment with minimal effort?

- A. Scalability
- B. Load balancing
- C. Multitenancy
- D. Geo-redundancy

**Answer:** A

#### Explanation:

Scalability is the ability of a corporate IT department to expand its cloud-hosted virtual machine (VM) environment with minimal effort. This allows IT departments to quickly and easily scale up their cloud environment to meet increased demand. Scalability also allows for the efficient use of resources, as IT departments can quickly and easily scale up or down as needed.

#### NEW QUESTION 438

- (Exam Topic 3)

Which of the following is the primary function of the core layer of the three-tiered model?

- A. Routing
- B. Repeating
- C. Bridging
- D. Switching

**Answer:** A

#### Explanation:

<https://www.omnisecu.com/cisco-certified-network-associate-ccna/three-tier-hierarchical-network-model.php>

Core Layer consists of biggest, fastest, and most expensive routers with the highest model numbers and Core Layer is considered as the back bone of networks. Core Layer routers are used to merge geographically separated networks. The Core Layer routers move information on the network as fast as possible. The switches operating at core layer switches packets as fast as possible.

#### NEW QUESTION 441

- (Exam Topic 3)

A network administrator is troubleshooting an issue with a new Internet connection. The ISP is asking detailed questions about the configuration of the router that the network administrator is troubleshooting. Which of the following commands is the network administrator using? (Select TWO.)

- A. tcpdump
- B. show config
- C. hostname
- D. show route
- E. netstate
- F. show ip arp

**Answer:** BD

#### Explanation:

"The show config command (or some variation of it) is used to examine the configuration of a network device. For example, on a Cisco router, the show running-configuration command permits you to see the current configuration of the device, which is stored in the RAM of the device. To view the saved configuration that is loaded when the system is rebooted, you can use the show startup-configuration command."

"The show route command (or some variation of it) is used to view the routing table configuration of the network device. On a Cisco router, you can use show ip route to view the IPv4 routing table."

#### NEW QUESTION 445

- (Exam Topic 3)

Several users with older devices are reporting intermittent connectivity while in an outdoor patio area. After some research, the network administrator determines that an outdoor WAP might help with the issue. However, the company does not want the signal to bleed into the building and cause interference. Which of the following should the network administrator perform to BEST resolve the issue?

- A. Disable the SSID broadcast on the WAP in the patio area.
- B. Install a WAP and enable 5GHz only within the patio area.
- C. Install a directional WAP in the direction of the patio.
- D. Install a repeater on the back wall of the patio area.

**Answer: C**

#### NEW QUESTION 449

- (Exam Topic 3)

A corporate client is experiencing global system outages. The IT team has identified multiple potential underlying causes throughout the enterprise. Each team member has been assigned an area to trouble shoot. Which of the following approaches is being used?

- A. Divide-and-conquer
- B. Top-to-bottom
- C. Bottom-to-top
- D. Determine if anything changed

**Answer: A**

#### NEW QUESTION 454

- (Exam Topic 3)

At which of the following OSI model layers does an IMAP client run?

- A. Layer 2
- B. Layer 4
- C. Layer 6
- D. Layer 7

**Answer: D**

#### NEW QUESTION 457

- (Exam Topic 3)

A network engineer receives the following when connecting to a switch to configure a port:

```
telnet 10.1.200.1
Connecting to 10.1.200.1...Could not open connection to the host, on port 23: Connect failed.
```

Which of the following is the MOST likely cause for the failure?

- A. The network engineer is using the wrong protocol
- B. The network engineer does not have permission to configure the device
- C. SNMP has been secured with an ACL
- D. The switchport the engineer is trying to configure is down

**Answer: D**

#### NEW QUESTION 462

- (Exam Topic 3)

A technician is configuring a static IP address on a new device in a newly created subnet. The work order specifies the following requirements:

- The IP address should use the highest address available in the subnet.
- The default gateway needs to be set to 172.28.85.94.
- The subnet mask needs to be 255.255.255.224.

Which of the following addresses should the engineer apply to the device?

- A. 172.28.85.93
- B. 172.28.85.95
- C. 172.28.85.254
- D. 172.28.85.255

**Answer: A**

#### Explanation:

<https://www.tunnelsup.com/subnet-calculator/> IP Address: 172.28.85.95/27  
Netmask: 255.255.255.224  
Network Address: 172.28.85.64  
Usable Host Range: 172.28.85.65 - 172.28.85.94  
Broadcast Address: 172.28.85.95

#### NEW QUESTION 464

- (Exam Topic 3)

A Wi-Fi network was recently deployed in a new, multilevel building. Several issues are now being reported related to latency and drops in coverage. Which of the following is the FIRST step to troubleshoot the issues?

- A. Perform a site survey.



- B. Review the AP placement
- C. Monitor channel utilization.
- D. Test cable attenuation.

**Answer:** A

**NEW QUESTION 467**

- (Exam Topic 3)

A network administrator is troubleshooting the communication between two Layer 2 switches that are reporting a very high runt count. After trying multiple ports on both switches, the issue persists. Which of the following should the network administrator perform to resolve the issue?

- A. Increase the MTU size on both switches.
- B. Recertify the cable between both switches.
- C. Perform a factory reset on both switches.
- D. Enable debug logging on both switches.

**Answer:** A

**NEW QUESTION 468**

- (Exam Topic 3)

A network administrator is trying to identify a device that is having issues connecting to a switchport. Which of the following would BEST help identify the issue?

- A. A syslog server
- B. Change management records
- C. A rack diagram
- D. The security log

**Answer:** A

**NEW QUESTION 469**

- (Exam Topic 3)

Users within a corporate network need to connect to the Internet, but corporate network policy does not allow direct connections. Which of the following is MOST likely to be used?

- A. Proxy server
- B. VPN client
- C. Bridge
- D. VLAN

**Answer:** A

**NEW QUESTION 474**

- (Exam Topic 3)

A company has multiple offices around the world. The computer rooms in some office locations are too warm. Dedicated sensors are in each room, but the process of checking each sensor takes a long time. Which of the following options can the company put in place to automate temperature readings with internal resources?

- A. Implement NetFlow.
- B. Hire a programmer to write a script to perform the checks
- C. Utilize ping to measure the response.
- D. Use SNMP with an existing collector server

**Answer:** D

**Explanation:**

SNMP (Simple Network Management Protocol) is a protocol that allows network devices to communicate with a management server. By using SNMP, the company can set up an SNMP agent on each sensor, which will report its temperature readings to an existing collector server. This will enable the company to monitor the temperatures of all their sensors in real-time without the need for manual checks. Additionally, SNMP's scalability means that even if the company adds more rooms or sensors, the existing system can be easily expanded to accommodate them.

**NEW QUESTION 478**

- (Exam Topic 3)

A network administrator would like to purchase a device that provides access ports to endpoints and has the ability to route between networks. Which of the following would be BEST for the administrator to purchase?

- A. An IPS
- B. A Layer 3 switch
- C. A router
- D. A wireless LAN controller

**Answer:** B

**NEW QUESTION 479**

- (Exam Topic 3)

A network administrator is investigating a performance issue on a dual-link connection—VPN and MPLS—to a partner network. The MPLS is the primary path, and the VPN is used as a backup. While communicating, the delay is measured at 18ms, which is higher than the 6ms expected when the MPLS link is operational but lower than the 30ms expected for the VPN connection. Which of the following will MOST likely point to the root cause of the issue?

- A. Checking the routing tables on both sides to ensure there is no asymmetric routing
- B. Checking on the partner network for a missing route pointing to the VPN connection
- C. Running iPerf on both sides to confirm the delay that is measured is accurate
- D. Checking for an incorrect VLAN assignment affecting the MPLS traffic

**Answer:** A

**Explanation:**

Asymmetric routing can occur when two routers have different paths for the same two hosts, resulting in increased latency and possible packet loss. According to the CompTIA Network+ Study Manual, "If the path from the source to the destination is not the same in both directions, the packets will take different routes and the latency can increase significantly." To confirm this, the network administrator should check the routing tables on both sides of the connection and ensure that the same path is used in both directions.

**NEW QUESTION 483**

- (Exam Topic 3)

A company is moving to a new building designed with a guest waiting area that has existing network ports. Which of the following practices would BEST secure the network?

- A. Ensure all guests sign an NDA.
- B. Disable unneeded switchports in the area.
- C. Lower the radio strength to reduce Wi-Fi coverage in the waiting area.
- D. Enable MAC filtering to block unknown hardware addresses.

**Answer:** B

**Explanation:**

One of the best practices to secure the network would be to disable unneeded switchports in the guest waiting area. This will prevent unauthorized users from connecting to the network through these ports. It's important to identify which switchports are not in use and disable them, as this will prevent unauthorized access to the network.

Other practices such as ensuring all guests sign an NDA, lowering the radio strength to reduce Wi-Fi coverage in the waiting area and enabling MAC filtering to block unknown hardware addresses are not as effective in securing the network as disabling unneeded switchports. Enforcing an NDA with guests may not stop a malicious user from attempting to access the network, reducing the radio strength only limits the Wi-Fi coverage, and MAC filtering can be easily bypassed by hackers.

**NEW QUESTION 486**

- (Exam Topic 3)

Which of the following BEST describes hosting several businesses on the same physical infrastructure?

- A. Hybrid
- B. Elasticity
- C. IaaS
- D. Multitenancy

**Answer:** A

**NEW QUESTION 489**

- (Exam Topic 3)

Which of the following devices would be used to extend the range of a wireless network?

- A. A repeater
- B. A media converter
- C. A router
- D. A switch

**Answer:** A

**Explanation:**

A repeater is a device used to extend the range of a wireless network by receiving, amplifying, and retransmitting wireless signals. It is typically used to extend the range of a wireless network in a large area, such as an office building or a campus. Repeaters can also be used to connect multiple wireless networks together, allowing users to move seamlessly between networks. As stated in the CompTIA Network+ Study Manual, "a wireless repeater is used to extend the range of a wireless network by repeating the signal from one access point to another."

**NEW QUESTION 494**

- (Exam Topic 3)

A technician is documenting an application that is installed on a server and needs to verify all existing web and database connections to the server. Which of the following tools should the technician use to accomplish this task?

- A. tracert
- B. ipconfig
- C. netstat
- D. nslookup

**Answer:** C

**NEW QUESTION 495**

- (Exam Topic 3)

A Fortune 500 firm is deciding on the kind of data center equipment to install given its five-year budget outlook. The Chief Information Officer is comparing equipment based on the life expectancy of different models.



Which Of the following concepts BEST represents this metric?

- A. MTBF
- B. MTRR
- C. RPO
- D. RTO

**Answer:** A

#### NEW QUESTION 500

- (Exam Topic 3)

Which of the following attack vectors represents a large number of devices sending access requests to a website, making it unavailable to respond?

- A. Virus
- B. Botnet
- C. ARP spoofing
- D. DDoS

**Answer:** D

#### NEW QUESTION 503

- (Exam Topic 3)

A network attack caused a network outage by wiping the configuration and logs of the border firewall. Which of the following sources, in an investigation to determine how the firewall was compromised, can provide the MOST detailed data?

- A. Syslog server messages
- B. MIB of the attacked firewall
- C. Network baseline reports
- D. NetFlow aggregate data

**Answer:** A

#### NEW QUESTION 506

- (Exam Topic 3)

A technician is consolidating a topology with multiple SSIDs into one unique SSID deployment. Which of the following features will be possible after this new configuration?

- A. Seamless roaming
- B. Basic service set
- C. WPA
- D. MU-MIMO

**Answer:** A

#### NEW QUESTION 508

- (Exam Topic 3)

Which of the following attacks, if successful, would provide a malicious user who is connected to an isolated guest network access to the corporate network?

- A. VLAN hopping
- B. On-path attack
- C. IP spoofing
- D. Evil twin

**Answer:** A

#### Explanation:

The attack which, if successful, would provide a malicious user who is connected to an isolated guest network access to the corporate network is VLAN hopping. VLAN hopping is an attack technique which involves tricking a switch into sending traffic from one VLAN to another. This is done by sending specially crafted packets, which force the switch to send traffic from one VLAN to another, thus allowing the malicious user to gain access to the corporate network. VLAN hopping is an attack technique which involves tricking a switch into sending traffic from one VLAN to another. This is done by sending specially crafted packets, which force the switch to send traffic from one VLAN to another, thus allowing the malicious user to gain access to the corporate network. According to the CompTIA Network+ N10-008 Exam Guide VLAN hopping is a type of attack that is used to gain access to network resources that are not meant to be accessible by a user on a guest network.

#### NEW QUESTION 510

- (Exam Topic 3)

A network administrator is setting up a new phone system and needs to define the location where VoIP phones can download configuration files. Which of the following DHCP services can be used to accomplish this task?

- A. Scope options
- B. Exclusion ranges
- C. Lease time
- D. Relay

**Answer:** A

#### Explanation:

To define the location where VoIP phones can download configuration files, the network administrator can use scope options within the Dynamic Host

Configuration Protocol (DHCP) service. Scope options are a set of values that can be configured within a DHCP scope, which defines a range of IP addresses that can be leased to clients on a network. One of the scope options that can be configured is the option for the location of the configuration file server, which specifies the URL or IP address of the server where the configuration files can be downloaded.

<https://pbxbook.com/voip/dhcpcfg.html>

**NEW QUESTION 515**

- (Exam Topic 3)

During an annual review of policy documents, a company decided to adjust its recovery time frames. The company agreed that critical applications can be down for no more than six hours, and the acceptable amount of data loss is no more than two hours. Which of the following should be documented as the RPO?

- A. Two hours
- B. Four hours
- C. Six hours
- D. Eight hours

**Answer:** A

**Explanation:**

“ RPO designates the variable amount of data that will be lost or will have to be re-entered during network downtime. RTO designates the amount of “real time” that can pass before the disruption begins to seriously and unacceptably impede the flow of normal business operations.”

**NEW QUESTION 519**

- (Exam Topic 3)

An attacker targeting a large company was able to inject malicious A records into internal name resolution servers. Which of the following attack types was MOST likely used?

- A. DNS poisoning
- B. On-path
- C. IP spoofing
- D. Rogue DHCP

**Answer:** A

**NEW QUESTION 523**

- (Exam Topic 3)

Due to concerns around single points of failure, a company decided to add an additional WAN to the network. The company added a second MPLS vendor to the current MPLS WAN and deployed an additional WAN router at each site. Both MPLS providers use OSPF on the WAN network, and EIGRP is run internally. The first site to go live with the new WAN is successful, but when the second site is activated significant network issues occur. Which of the following is the MOST likely cause for the WAN instability?

- A. A routing loop
- B. Asymmetrical routing
- C. A switching loop
- D. An incorrect IP address

**Answer:** B

**Explanation:**

Asymmetrical routing is the most likely cause for the WAN instability. When two different routing protocols are used, like OSPF and EIGRP, it can cause asymmetrical routing, which results in traffic being routed differently in each direction. This can lead to instability in the WAN. A CDP neighbor change, a switching loop, or an incorrect IP address are not likely causes for WAN instability.

**NEW QUESTION 525**

- (Exam Topic 3)

A network administrator is installing a new server in the data center. The administrator is concerned the amount of traffic generated will exceed 1GB. and higher-throughput NiCs are not available for installation. Which of the following is the BEST solution for this issue?

- A. Install an additional NIC and configure LACP.
- B. Remove some of the applications from the server.
- C. Configure the NIC to use full duplex
- D. Configure port mirroring to send traffic to another server.
- E. Install a SSD to decrease data processing time.

**Answer:** A

**NEW QUESTION 528**

- (Exam Topic 3)

A network administrator installed a new data and VoIP network. Users are now experiencing poor call quality when making calls. Which of the following should the administrator do to increase VoIP performance?

- A. Configure a voice VLAN.
- B. Configure LACP on all VoIP phones.
- C. Configure PoE on the network.
- D. Configure jumbo frames on the network.

**Answer:** A

**Explanation:**

"Benefits of Voice VLAN

It ensures that your VoIP (Voice over Internet Phone) devices do not have to contend directly with all the broadcasts and other traffic from the data VLAN. A voice VLAN can simplify network configuration in some circumstances."

<https://community.fs.com/blog/auto-voip-vs-voice-vlan-what-s-the-difference.html> Jumbo Frames

"When jumbo frames on a VoIP/UC network are enabled, it can cause the same kind of delay to your network transmissions."

"VoIP uses will always not benefit from jumbo frame, as VoIP like gaming, is latency and time sensitive. Jumbo Frame for Internet Purpose: You will not see any performance boost as the files that came across the internet does not support jumbo frame."

<https://www.ankmax.com/newsinfo/1358641.html#:~:text=VoIP%20uses%20will%20always%20not,does%20n>

"To summarize this general best practice guide, you should NOT enable jumbo frame feature as a general home user."

#### NEW QUESTION 531

- (Exam Topic 3)

A company is designing a SAN and would like to use STP as its medium for communication. Which of the following protocols would BEST suit me company's needs?

- A. SFTP
- B. Fibre Channel
- C. iSCSI
- D. FTP

**Answer: B**

#### Explanation:

A SAN also employs a series of protocols enabling software to communicate or prepare data for storage. The most common protocol is the Fibre Channel Protocol (FCP), which maps SCSI commands over FC technology. The iSCSI SANs will employ an iSCSI protocol that maps SCSI commands over TCP/IP.

STP (Spanning Tree Protocol) is a protocol used to prevent loops in Ethernet networks, and it is not a medium for communication in a storage area network (SAN).

However, Fibre Channel is a protocol that is specifically designed for high-speed data transfer in SAN environments. It is a dedicated channel technology that provides high throughput and low latency, making it ideal for SANs. Therefore, Fibre Channel would be the best protocol for the company to use for its SAN. SFTP (Secure File Transfer Protocol), iSCSI (Internet Small Computer System Interface), and FTP (File Transfer Protocol) are protocols used for transferring files over a network and are not suitable for use in a SAN environment.

#### NEW QUESTION 532

- (Exam Topic 3)

Which of the following OSI model layers is where a technician would view UDP information?

- A. Physical
- B. Data link
- C. Network
- D. Transport

**Answer: D**

#### NEW QUESTION 537

- (Exam Topic 3)

A small office has a wireless network with several access points that are used by mobile devices. Users occasionally report that the wireless connection drops or becomes very slow. Reports confirm that this only happens when the devices are connected to the office wireless network. Which of the following is MOST likely the cause?

- A. The configuration of the encryption protocol
- B. Interference from other devices
- C. Insufficient bandwidth capacity
- D. Duplicate SSIDs

**Answer: B**

#### NEW QUESTION 541

- (Exam Topic 3)

Several employees have expressed concerns about the company monitoring their internet activity when they are working from home. The company wants to mitigate this issue and reassure employees that their private internet activity is not being monitored. Which of the following would satisfy company and employee needs?

- A. Split tunnel
- B. Full tunnel
- C. Site-to-site tunnel
- D. Virtual desktop

**Answer: A**

#### Explanation:

Split tunnel is a configuration that allows a remote user to access both the local network and the Internet at the same time. In a split tunnel configuration, only traffic destined for the corporate network is sent through the VPN tunnel, while all other traffic is sent directly to the Internet. This allows the remote user to access the Internet without the company's VPN server being able to monitor or intercept their traffic. Using a split tunnel configuration can help the company to mitigate employee concerns about internet activity being monitored and reassure employees that their private internet activity is not being monitored.

#### NEW QUESTION 545

- (Exam Topic 3)

Which of the following issues are present with RIPv2? (Select TWO).

- A. Route poisoning
- B. Time to converge
- C. Scalability
- D. Unicast
- E. Adjacent neighbors
- F. Maximum transmission unit

**Answer:** BC

**Explanation:**

The disadvantages of RIP (Routing Information Protocol) include the following.

---Outdated, insecure, and slow. This is your parents' protocol. It was a thing before the Web was born.

---The more well-known problem of the 15 hop limitation in which data must travel

---Convergence time is terrible for information propagation in a network

---Metrics. It determines the number of hops from source to destination, and gives no regard to other factors when determining the best path for data to travel

---Overhead. A good example would be routing tables. These are broadcast at half-minute intervals to other routers regardless of whether the data has changed or not. It's essentially like those old cartoons where the town guard in the walled city cries out, '10 o' the clock and all is well!'.  
RIPv2 introduced more security and reduced broadcast traffic, which is relevant for some available answers here.

**NEW QUESTION 546**

- (Exam Topic 3)

An engineer recently decided to upgrade the firmware on a router. During the upgrade, the help desk received calls about a network outage, and a critical ticket was opened. The network manager would like to create a policy to prevent this from happening in the future. Which of the following documents should the manager create?

- A. Change management
- B. incident response
- C. Standard operating procedure
- D. System life cycle

**Answer:** A

**NEW QUESTION 548**

- (Exam Topic 3)

A Network engineer is investigating issues on a Layer 2 Switch. The department typically snares a Switchport during meetings for presentations, but after the first user Shares, no Other users can connect. Which Of the following is MOST likely related to this issue?

- A. Spanning Tree Protocol is enabled on the switch.
- B. VLAN trunking is enabled on the switch.
- C. Port security is configured on the switch.
- D. Dynamic ARP inspection is configured on the switch.

**Answer:** C

**NEW QUESTION 552**

- (Exam Topic 3)

Which of the following describes the BEST device to configure as a DHCP relay?

- A. Bridge
- B. Router
- C. Layer 2 switch
- D. Hub

**Answer:** B

**Explanation:**

Normally, routers do not forward broadcast traffic. This means that each broadcast domain must be served by its own DHCP server. On a large network with multiple subnets, this would mean provisioning and configuring many DHCP servers. To avoid this scenario, a DHCP relay agent can be configured to provide forwarding of DHCP traffic between subnets. Routers that can provide this type of forwarding are described as RFC 1542 compliant. The DHCP relay intercepts broadcast DHCP frames, applies a unicast address for the appropriate DHCP server, and forwards them over the interface for the subnet containing the server. The DHCP server can identify the original IP subnet from the packet and offer a lease from the appropriate scope. The DHCP relay also performs the reverse process of directing responses from the server to the appropriate client subnet.

**NEW QUESTION 557**

- (Exam Topic 3)

To comply with an industry regulation, all communication destined to a secure server should be logged and archived on a storage device. Which of the following can be configured to fulfill this requirement?

- A. QoS traffic classification
- B. Port mirroring
- C. Flow control
- D. Link Aggregation Control Protocol

**Answer:** B

**NEW QUESTION 559**

- (Exam Topic 3)

A cafeteria is facing lawsuits related to criminal internet access that was made over its guest network. The marketing team, however, insists on keeping the

cafeteria phone number as the wireless passphrase. Which of the following actions would Improve wireless security while accommodating the marketing team and accepting the terms of use?

- A. Setting WLAN security to use EAP-TLS
- B. Deploying a captive portal tor user authentication
- C. Using geofencing to limit the area covered by the WLAN
- D. Configuring guest network isolation

**Answer: B**

**Explanation:**

A captive portal is a web page that is presented to a user before they are allowed to access a network. It is used to authenticate users and to ensure that all users have accepted the terms of use for the network. By deploying a captive portal, the cafeteria can require users to enter their phone number as the passphrase, while still providing an additional layer of security. Reference: CompTIA Network+ Study Guide, 8th Edition, page 182.

**NEW QUESTION 561**

- (Exam Topic 3)

Which of the following is the IEEE link cost for a Fast Ethernet interface in STP calculations?

- A. 2
- B. 4
- C. 19
- D. 100

**Answer: D**

**Explanation:**

The IEEE standard for link cost for a Fast Ethernet interface is 100, and for a Gigabit Ethernet interface is 19. These values are based on the bandwidth of the interface, with lower values indicating a higher-bandwidth interface.

**NEW QUESTION 563**

- (Exam Topic 3)

Which of the following would enable a network technician to implement dynamic routing?

- A. An IPS
- B. A bridge
- C. A Layer 3 switch
- D. A hub

**Answer: C**

**NEW QUESTION 567**

- (Exam Topic 3)

A network technician is troubleshooting an application issue. The technician is able to recreate the issue in a virtual environment. According to the troubleshooting methodology, which of the following actions will the technician most likely perform NEXT?

- A. Gather information from the initial report.
- B. Escalate the issue to a supervisor.
- C. Implement a solution to resolve the issue.
- D. Establish a theory of probable cause.

**Answer: D**

**NEW QUESTION 569**

- (Exam Topic 3)

Which of the following bandwidth management techniques uses buffers al the client side to prevent TCP retransmissions from occurring when the ISP starts to drop packets of specific types that exceed the agreed traffic rate?

- A. Traffic shaping
- B. Traffic policing
- C. Traffic marking
- D. Traffic prioritization

**Answer: D**

**NEW QUESTION 570**

- (Exam Topic 3)

Which of the following would be BEST to install to find and block any malicious users within a network?

- A. IDS
- B. IPS
- C. SCADA
- D. ICS

**Answer: B**

**Explanation:**



IPS takes action itself to block the attempted intrusion or otherwise remediate the incident. IDS is designed to only provide an alert about a potential incident, which enables a security operations center (SOC) analyst to investigate the event and determine whether it requires further action.

**NEW QUESTION 571**

- (Exam Topic 3)

A network administrator is testing performance improvements by configuring channel bonding on an 802.Hac AP. Although a site survey detected the majority of the 5GHz frequency spectrum was idle, being used only by the company's WLAN and a nearby government radio system, the AP is not allowing the administrator to manually configure a large portion of the 5GHz frequency range. Which of the following would be BEST to configure for the WLAN being tested?

- A. Upgrade the equipment to an AP that supports manual configuration of the EIRP power settings.
- B. Switch to 802.11
- C. disable channel auto-selection, and enforce channel bonding on the configuration.
- D. Set up the AP to perform a dynamic selection of the frequency according to regulatory requirements.
- E. Deactivate the band 5GHz to avoid Interference with the government radio

**Answer:** C

**NEW QUESTION 574**

- (Exam Topic 3)

An employee working in a warehouse facility is experiencing interruptions in mobile applications while walking around the facility. According to a recent site survey, the WLAN comprises autonomous APs that are directly connected to the internet, providing adequate signal coverage. Which of the following is the BEST solution to improve network stability?

- A. Implement client roaming using an extended service deployment employing a wireless controller.
- B. Remove omnidirectional antennas and adopt a directional bridge.
- C. Ensure all APs of the warehouse support MIMO and Wi-Fi 4.
- D. Verify that the level of EIRP power settings is set to the maximum permitted by regulations.

**Answer:** A

**Explanation:**

Client roaming refers to the ability of a wireless device to seamlessly connect to a different access point (AP) as the user moves around the facility. This can help to improve network stability and reduce interruptions in mobile applications. An extended service deployment is a type of wireless network configuration that uses multiple APs to cover a large area, such as a warehouse facility. By using a wireless controller to manage the APs, the network can be better optimized for client roaming, which can improve network stability.

"Roaming With multiple WAPs in an ESS, clients will connect to whichever WAP has the strongest signal. As clients move through the space covered by the broadcast area, they will change WAP connections seamlessly, a process called roaming."

**NEW QUESTION 575**

- (Exam Topic 3)

An administrator is setting up a multicast server on a network, but the firewall seems to be dropping the traffic. After logging in to the device, me administrator sees me following entries:

Rule	Action	Source	Destination	Port
1	Deny	Any	172.30.10.50	Any
2	Deny	Any	232.1.4.9	Any
3	Deny	Any	242.9.15.4	Any
4	Deny	Any	175.50.10.10	Any

Which of the following firewall rules is MOST likely causing the issue?

- A. Rule 1
- B. Rule 2
- C. Rule 3
- D. Rule 4

**Answer:** A

**NEW QUESTION 578**

- (Exam Topic 3)

A PC user who is on a local network reports very slow speeds when accessing files on the network server The user's PC Is connecting, but file downloads are very slow when compared to other users' download speeds The PC's NIC should be capable of Gigabit Ethernet. Which of the following will MOST likely fix the issue?

- A. Releasing and renewing the PC's IP address
- B. Replacing the patch cable
- C. Reseating the NIC inside the PC
- D. Flushing the DNS cache

**Answer:** B

**Explanation:**

A slow download speed can be caused by a faulty patch cable, which is the cable used to connect the user's PC to the network server. If the patch cable is damaged, the connection will be slower than expected, resulting in slow download speeds. Replacing the patch cable is the most likely solution to this issue, as it will provide a new, reliable connection that should allow for faster download speeds.

**NEW QUESTION 579**

- (Exam Topic 3)

A technician was cleaning a storage closet and found a box of transceivers labeled 8Gbps. Which of the following protocols uses those transceivers?



- A. Coaxial over Ethernet
- B. Internet Small Computer Systems Interface
- C. Fibre Channel
- D. Gigabit interface converter

**Answer:** C

**Explanation:**

The transceivers labeled 8Gbps are likely to be used with the Fibre Channel protocol. Fibre Channel is a high-speed networking technology that is primarily used to connect storage devices to servers in storage area networks (SANs). It is capable of transmitting data at speeds of up to 8 Gbps (gigabits per second), and uses specialized transceivers to transmit and receive data over fiber optic cables.

Coaxial over Ethernet (CoE) is a networking technology that uses coaxial cables to transmit data, and is not related to the transceivers in question. Internet Small Computer Systems Interface (iSCSI) is a protocol that allows devices to communicate over a network using the SCSI protocol, and does not typically use specialized transceivers. Gigabit interface converter (GBIC) is a type of transceiver used to transmit and receive data over fiber optic cables, but it is not capable of transmitting data at 8 Gbps.

**NEW QUESTION 584**

- (Exam Topic 3)

A network administrator responds to a support ticket that was submitted by a customer who is having issues connecting to a website inside of the company network. The administrator verifies that the customer could not connect to a website using a URL. Which of the following troubleshooting steps would be BEST for the administrator to take?

- A. Check for certificate issues
- B. Contact the ISP
- C. Attempt to connect to the site via IP address
- D. Check the NTP configuration.

**Answer:** C

**Explanation:**

The best option for the administrator to take would be to attempt to connect to the site via IP address. This will help to determine if the issue is related to the website's DNS address or if the site itself is not accessible. Checking for certificate issues may be necessary, but this should be done after the administrator has attempted to connect to the site via IP address. Contacting the ISP is unnecessary since the issue is related to the website inside of the company network, and checking the NTP configuration is not relevant to this issue.

When a customer is having issues connecting to a website using a URL, one of the first troubleshooting steps a network administrator should take is attempting to connect to the site using the IP address of the website. This will help to determine if the issue is related to a DNS resolution problem or a connectivity problem. If the administrator is able to connect to the website using the IP address, then the issue may be related to a DNS problem. However, if the administrator is still unable to connect, then the issue may be related to a connectivity problem. In either case, further troubleshooting steps will be necessary. Checking for certificate issues or NTP configuration, and contacting the ISP would not be the BEST initial steps in this scenario.

**NEW QUESTION 586**

- (Exam Topic 3)

Which of the following can be used to store various types of devices and provide contactless delivery to users?

- A. Asset tags
- B. Biometrics
- C. Access control vestibules
- D. Smart lockers

**Answer:** C

**NEW QUESTION 589**

- (Exam Topic 3)

A technician is assisting a user who cannot access network resources when the workstation is connected to a VoIP phone. The technician identifies the phone as faulty and replaces it. According to troubleshooting methodology, which of the following should the technician do NEXT?

- A. Implement the solution.
- B. Test the theory.
- C. Duplicate the issue.
- D. Document the findings.
- E. Verify functionality.

**Answer:** E

**NEW QUESTION 594**

- (Exam Topic 3)

A network administrator needs to provide evidence to confirm that recent network outages were caused by increased traffic generated by a recently released application. Which of the following actions will BEST support the administrator's response?

- A. Generate a network baseline report for comparison.
- B. Export the firewall traffic logs.
- C. Collect the router's NetFlow data.
- D. Plot interface statistics for dropped packets.

**Answer:** C

**NEW QUESTION 596**

- (Exam Topic 3)

An administrator is investigating reports of network slowness in a building. While looking at the uplink interface statistics in the switch's CLI, the administrator discovers the uplink is at 100% utilization. However, the administrator is unsure how to identify what traffic is causing the saturation. Which of the following tools should the administrator utilize to identify the source and destination addresses of the traffic?

- A. SNMP
- B. Traps
- C. Syslog
- D. NetFlow

**Answer:** D

**Explanation:**

To identify the source and destination addresses of the traffic causing network saturation, the network administrator should use a network protocol analyzer that supports the NetFlow protocol. NetFlow is a network protocol that collects IP traffic information as it enters or exits an interface and sends it to a NetFlow collector for analysis. This data includes the source and destination addresses of the traffic, the ports used, and the number of bytes and packets transferred.

Therefore, the correct answer is option D, NetFlow.

Reference: CompTIA Network+ Study Guide, Exam N10-007, Fourth Edition, by Todd Lammle (Chapter 6: Network Devices)

**NEW QUESTION 601**

- (Exam Topic 3)

Which of the following would be increased by adding encryption to data communication across the network?

- A. Availability
- B. Integrity
- C. Accountability
- D. Confidentiality

**Answer:** D

**NEW QUESTION 604**

- (Exam Topic 3)

A network security engineer locates an unapproved wireless bridge connected to the corporate LAN that is broadcasting a hidden SSID, providing unauthenticated access to internal resources. Which of the following types of attacks BEST describes this finding?

- A. Rogue access point Most Voted
- B. Evil twin
- C. ARP spoofing
- D. VLAN hopping

**Answer:** A

**Explanation:**

A rogue access point is an illegitimate access point plugged into a network to create a bypass from outside into the legitimate network. By contrast, an evil twin is a copy of a legitimate access point.

**NEW QUESTION 609**

- (Exam Topic 3)

A small office is running WiFi 4 APs, and neighboring offices do not want to increase the throughput to associated devices. Which of the following is the MOST cost-efficient way for the office to increase network performance?

- A. Add another AP.
- B. Disable the 2.4GHz radios.
- C. Enable channel bonding.
- D. Upgrade to WiFi 5.

**Answer:** C

**Explanation:**

Channel bonding is a practice commonly used in IEEE 802.11 implementations in which two adjacent channels within a given frequency band are combined to increase throughput between two or more wireless devices. Channel bonding is also known as Ethernet bonding, but it is used heavily in Wi-Fi implementations. It has become a very popular technique in the world of Wi-Fi because its increased throughput provides for more functionality within Wi-Fi deployments. Channel bonding is also known as NIC bonding. Source- <https://www.techopedia.com/definition/2999/channel-bonding>

**NEW QUESTION 612**

- (Exam Topic 3)

Which of the following commands can be used to display the IP address, subnet address, gateway address, and DNS address on a Windows computer?

- A. netstat -a
- B. ifconfig
- C. ip addr
- D. ipconfig /all

**Answer:** D

**Explanation:**

The ipconfig command is a utility that allows you to view and modify the network configuration of a Windows computer. By running the command "ipconfig /all", you can view detailed information about the network configuration of your computer, including the IP address, subnet mask, default gateway, and DNS server addresses.

Option A (netstat -a) is a command that displays active network connections and their status, but it does not display IP address or other network configuration

information. Option B (ifconfig) is a command used on Linux and Unix systems to view and modify network configuration, but it is not available on Windows. Option C (ip addr) is a command used on Linux and Unix systems to view and modify network configuration, but it is not available on Windows.

#### NEW QUESTION 613

- (Exam Topic 3)

Which of the following layers of the OSI model receives data from the application layer and converts it into syntax that is readable by other devices on the network?

- A. Layer 1
- B. Layer 3
- C. Layer 6
- D. Layer 7

**Answer: C**

#### NEW QUESTION 616

- (Exam Topic 3)

A company rents out a large event space and includes wireless internet access for each tenant. Tenants reserve a two-hour window from the company each week, which includes a tenant-specific SSID. However, all users share the company's network hardware.

Wireless encryption	WPA2
Captive portal	Disabled
AP isolation	Enabled
Subnet mask	255.255.255.0
DNS server	10.0.0.1
Default gateway	10.1.10.1
DHCP scope begin	10.1.10.10
DHCP scope end	10.1.10.150
DHCP lease time	24 hours

The network support team is receiving complaints from tenants that some users are unable to connect to the wireless network. Upon investigation, the support team discovers a pattern indicating that after a tenant with a particularly large attendance ends its sessions, tenants throughout the day are unable to connect. The following settings are common to all network configurations:

Which of the following actions would MOST likely reduce this issue? (Select TWO).

- A. Change to WPA encryption
- B. Change the DNS server to 10.1.10.1.
- C. Change the default gateway to 10.0.0.1.
- D. Change the DHCP scope end to 10.1.10.250
- E. Disable AP isolation
- F. Change the subnet mask to 255.255.255.192.
- G. Reduce the DHCP lease time to four hours.

**Answer: DG**

#### NEW QUESTION 618

- (Exam Topic 3)

A security engineer is trying to determine whether an internal server was accessed by hosts on the internet. The internal server was shut down during the investigation. Which of the following will the engineer review to determine whether the internal server had an unauthorized access attempt?

- A. The server's syslog
- B. The NetFlow statistics
- C. The firewall logs
- D. The audit logs on the core switch

**Answer: A**

#### NEW QUESTION 622

- (Exam Topic 3)

A technician knows the MAC address of a device and is attempting to find the device's IP address. Which of the following should the technician look at to find the IP address? (Select TWO).

- A. ARP table
- B. DHCP leases
- C. IP route table
- D. DNS cache
- E. MAC address table
- F. STP topology

**Answer: BE**

#### NEW QUESTION 627

- (Exam Topic 3)

Switch 3 was recently added to an existing stack to extend connectivity to various parts of the network. After the update, new employees were not able to print to the main networked copiers from their workstations. Following are the port configurations for the switch stack in question:

Switch 1:

	Ports 1–12	Ports 13–24	Ports 25–36	Ports 37–44	Ports 45–48
Description	Workstations	Printers	Workstations	Wireless APs	Uplink
VLAN	20	60	20	80	20/60/80
Duplex	Full	Full	Full	Full	Full
Status	Active	Active	Active	Active	Active

Switch 2:

	Ports 1–12	Ports 13–24	Ports 25–36	Ports 37–44	Ports 45–48
Description	Workstations	Printers	Workstations	Wireless APs	Uplink
VLAN	20	60	20	80	20/60/80
Duplex	Full	Full	Full	Full	Full
Status	Active	Active	Shut down	Active	Active

Switch 3:

	Ports 1–12	Ports 13–24	Ports 25–36	Ports 37–44	Ports 45–48
Description	Workstations	Printers	Workstations	Wireless APs	Uplink
VLAN	20	80	20	80	20/60/80
Duplex	Full	Full	Full	Full	Full
Status	Active	Shut down	Shut down	Shut down	Active

Which of the following should be configured to resolve the issue? (Select TWO).

- A. Enable the printer ports on Switch 3.
- B. Reconfigure the duplex settings on the printer ports on Switch 3.
- C. Reconfigure the VLAN on an printer ports to VLAN 20.
- D. Enable all ports that are shut down on me stack.
- E. Reconfigure me VLAN on the printer ports on Switch 3.
- F. Enable wireless APs on Switch 3.

**Answer:** AE

#### NEW QUESTION 632

- (Exam Topic 3)

Which of the following network devices can perform routing between VLANs?

- A. Layer 2 switch
- B. Layer 3 switch
- C. Load balancer
- D. Bridge

**Answer:** B

**Explanation:**

<https://www.practicalnetworking.net/stand-alone/routing-between-vlans/#:~:text=A%20router%20will%20perfo>

#### NEW QUESTION 634

- (Exam Topic 3)

An IT administrator received an assignment with the following objectives

- Conduct a total scan within the company's network tor all connected hosts
- Detect all the types of operating systems running on all devices
- Discover all services offered by hosts on the network
- Find open ports and detect security risks.

Which of the following command-line tools can be used to achieve these objectives?

- A. nmap
- B. arp
- C. netatat
- D. tcpdump

**Answer:** A

**Explanation:**

Nmap (Network Mapper) is a free and open source command line tool that can be used to scan a network for all connected hosts, detect the types of operating systems running on all devices, discover all services offered by hosts on the network, find open ports, and detect security risks. Nmap is commonly used by system administrators and security professionals to audit a network's security and identify possible vulnerabilities. Nmap can be used to discover active hosts, scan ports, fingerprint operating systems, detect running services, and more. Reference: CompTIA Network+ Study Manual, 8th Edition, page 592.

#### NEW QUESTION 637

.....

## Thank You for Trying Our Product

### We offer two products:

1st - We have Practice Tests Software with Actual Exam Questions

2nd - Questions and Answers in PDF Format

### N10-008 Practice Exam Features:

- \* N10-008 Questions and Answers Updated Frequently
- \* N10-008 Practice Questions Verified by Expert Senior Certified Staff
- \* N10-008 Most Realistic Questions that Guarantee you a Pass on Your First Try
- \* N10-008 Practice Test Questions in Multiple Choice Formats and Updates for 1 Year

**100% Actual & Verified — Instant Download, Please Click**  
**[Order The N10-008 Practice Test Here](#)**