

MD-102 Dumps

Endpoint Administrator

<https://www.certleader.com/MD-102-dumps.html>



NEW QUESTION 1

- (Exam Topic 1)

Which users can purchase and assign App1?

- A. User3 only
- B. User1 and User3 only
- C. User1, User2, User3, and User4
- D. User1, User3, and User4 only
- E. User3 and User4 only

Answer: B

Explanation:

Reference:

<https://docs.microsoft.com/en-us/microsoft-store/acquire-apps-microsoft-store-for-business> <https://docs.microsoft.com/en-us/microsoft-store/assign-apps-to-employees>

NEW QUESTION 2

- (Exam Topic 1)

For each of the following statements, select Yes if the statement is true. Otherwise, select No. NOTE: Each correct selection is worth one point.

Answer Area

Statements	Yes	No
If User1 adds a shortcut to the desktop of Device1, when User1 signs in to Device3, the same shortcut will appear on the desktop.	<input type="radio"/>	<input type="radio"/>
If User1 sets the desktop background to blue on Device2, when User1 signs in to Device4, the desktop background will be blue.	<input type="radio"/>	<input type="radio"/>
If User2 increases the size of the font in the command prompt of Device2, when User2 signs in to Device3, the command prompt will show the increased font size.	<input type="radio"/>	<input type="radio"/>

- A. Mastered
- B. Not Mastered

Answer: A

Explanation:

Text, letter Description automatically generated

NEW QUESTION 3

- (Exam Topic 2)

You need to meet the device management requirements for the developers. What should you implement?

- A. folder redirection
- B. Enterprise State Roaming
- C. home folders
- D. known folder redirection in Microsoft OneDrive

Answer: B

Explanation:

Litware identifies the following device management requirements:

➤ Ensure that Microsoft Edge Favorites are accessible from all computers to which the developers sign in. Enterprise State Roaming allows for the synchronization of Microsoft Edge browser setting, including favorites and reading list, across devices.

Reference:

<https://docs.microsoft.com/en-us/azure/active-directory/devices/enterprise-state-roaming-windows-settings-refer>

NEW QUESTION 4

- (Exam Topic 2)

You need to capture the required information for the sales department computers to meet the technical requirements.

Which Windows PowerShell command should you run first?

- A. Install-Module WindowsAutoPilotIntune
- B. Install-Script Get-WindowsAutoPilotInfo
- C. Import-AutoPilotCSV
- D. Get-WindowsAutoPilotInfo

Answer: B

Explanation:

References:

<https://docs.microsoft.com/en-us/windows/deployment/windows-autopilot/existing-devices>

"This topic describes how to convert Windows 7 or Windows 8.1 domain-joined computers to Windows 10 devices joined to either Azure Active Directory or Active Directory (Hybrid Azure AD Join) by using Windows Autopilot"

NEW QUESTION 5

- (Exam Topic 2)

What should you upgrade before you can configure the environment to support co-management?

- A. the domain functional level
- B. Configuration Manager
- C. the domain controllers
- D. Windows Server Update Services (WSUS)

Answer: B

Explanation:

References:

<https://docs.microsoft.com/en-us/sccm/comanage/tutorial-co-manage-clients>

NEW QUESTION 6

- (Exam Topic 3)

You have a Microsoft 365 subscription.

You have 10 computers that run Windows 10 and are enrolled in mobile device management (MDM). You need to deploy the Microsoft 36S Apps for enterprise suite to all the computers.

What should you do?

- A. From the Microsoft Intune admin center, create a Windows 10 device profile.
- B. From Azure AD, add an app registration.
- C. From Azure A
- D. add an enterprise application.
- E. From the Microsoft Intune admin center, add an app.

Answer: D

Explanation:

To deploy Microsoft 365 Apps for enterprise to Windows 10 devices that are enrolled in Intune, you need to add an app of type “Windows 10 app (Win32)” in the Microsoft Intune admin center and configure the app settings. You can then assign the app to groups of users or devices. References:

<https://docs.microsoft.com/en-us/mem/intune/apps/apps-win32-app-management>

NEW QUESTION 7

- (Exam Topic 3)

You have a Microsoft 365 E5 subscription and a computer that runs Windows 11. You need to create a customized installation of Microsoft 365 Apps for enterprise.

Which four actions should you perform in sequence? To answer, move the appropriate cmdlets from the list of cmdlets to the answer area and arrange them in the correct order.

Actions

Run setup.exe and specify the /packager switch.

Download the Microsoft Office Deployment Tool (ODT) and run the self-extracting executable (.exe) file.

Edit the XML configuration file.

Run setup.exe and specify the /download switch.

Run setup.exe and specify the /configure switch.

>

<

Answer Area

↑

↓

- A. Mastered
- B. Not Mastered

Answer: A

Explanation:

- * 1. Download ODT application
- * 2. Create a configuration file (XML)
- * 3. setup.exe /download to download the installation files
- * 4. setup.exe /configure to deploy the application

<https://learn.microsoft.com/en-us/deployoffice/deploy-microsoft-365-apps-local-source>

NEW QUESTION 8

- (Exam Topic 3)

You have a Microsoft 365 E5 subscription and 25 Apple iPads.

You need to enroll the iPads in Microsoft Intune by using the Apple Configurator enrollment method. What should you do first?

- A. Upload a file that has the device identifiers for each iPad.
- B. Modify the enrollment restrictions.
- C. Configure an Apple MDM push certificate.
- D. Add your user account as a device enrollment manager (DEM).

Answer: C

Explanation:

Reference:

https://www.manageengine.com/mobile-device-management/help/enrollment/mdm_creating_apns_certificate.ht Prerequisites for iOS enrollment Before you can enable iOS devices, complete the following steps: Make sure your device is eligible for Apple device enrollment. Set up Intune - These steps set up your Intune infrastructure. In particular, device enrollment requires that you set your MDM authority. Get an Apple MDM Push certificate - Apple requires a certificate to enable management of iOS and macOS devices.

<https://docs.microsoft.com/en-gb/intune/enrollment/apple-mdm-push-certificate-get>

NEW QUESTION 9

- (Exam Topic 3)

You have an Azure Active Directory (Azure AD) tenant named contoso.com that contains the devices shown in the following table.

Name	Operating system	Azure AD status	Mobile device management (MDM)
Device1	Windows 8.1	Registered	None
Device2	Windows 10	Joined	None
Device3	Windows 10	Joined	Microsoft Intune

Contoso.com contains the Azure Active Directory groups shown in the following table.

Name	Members
Group1	Group2, Device1, Device3
Group2	Device2

You add a Windows Autopilot deployment profile. The profile is configured as shown in the following exhibit.

Create profile

Windows PC

✓ Basics
✓ Out-of-box experience (OOBE)
✓ Assignments
⬇ Review + create

Summary

Basics

Name: Profile1

Description: --

Convert all targeted devices to Autopilot: Yes

Device type: Windows PC

Out-of-box experience (OOBE)

Deployment mode: Self-Deploying (preview)

Join to Azure AD as: Azure AD joined

Skip AD connectivity check (preview): No

Language (Region): Operating system default

Automatically configure keyboard: Yes

Microsoft Software License Terms: Hide

Privacy settings: Hide

Hide change account options: Hide

User account type: Standard

Allow White Glove OOBE: No

Apply device name template: No

Assignments

Included groups: Group1

Excluded groups: --

For each of the following statements, select Yes if the statement is true. Otherwise, select No.

NOTE: Each correct selection is worth one point.

Statements	Yes	No
If Device1 starts in Out of Box Experience (OOBE) mode, the device will be deployed by using Autopilot.	<input type="radio"/>	<input type="radio"/>
If Device2 starts in Out of Box Experience (OOBE) mode, the device will be deployed by using Autopilot.	<input type="radio"/>	<input type="radio"/>
If Device3 starts in Out of Box Experience (OOBE) mode, the device will be deployed by using Autopilot.	<input type="radio"/>	<input type="radio"/>

- A. Mastered
- B. Not Mastered

Answer: A

Explanation:

Box 1: No

Device1 has no Mobile device Management (MDM) configured.

Note: Device1 is running Windows 8.1, and is registered, but not joined. Device1 is in Group1.

Profile1 is assigned to Group1. Box 2: No

Device2 has no Mobile device Management (MDM) configured. Note: Device2 is running Windows 10, and is joined.

Device2 is in Group2. Group2 is in Group1.

Profile1 is assigned to Group1. Box 3: Yes

Device3 has Mobile device Management (MDM) configured. Device3 is running Windows 10, and is joined

Device1 is in Group1.

Profile1 is assigned to Group1.

Mobile device management (MDM) enrollment: Once your Windows 10 device joins Azure AD, Autopilot ensures your device is automatically enrolled with MDMs such as Microsoft Intune. This program can automatically push configurations, policies and settings to the device, and install Office 365 and other business apps without you having to get IT admins to manually sort the device. Intune can also apply the latest updates from Windows Update for Business.

Reference: <https://xo.xello.com.au/blog/windows-autopilot>

NEW QUESTION 10

- (Exam Topic 3)

You have an Azure AD tenant named contoso.com that contains the devices shown in the following table.

Name	Operating system
Device1	Windows 10
Device2	Android 8.0
Device3	Android 9
Device4	iOS 11.0
Device5	iOS 11.4.1

AH devices contain an app named App1 and are enrolled in Microsoft Intune.

You need to prevent users from copying data from App1 and pasting the data into other apps.

Which type of policy and how many policies should you create in Intune? To answer, select the appropriate options in the answer area.

NOTE: Each correct selection is worth one point.

Answer Area

Policy type:

Minimum number of policies:

A. Mastered

B. Not Mastered

Answer: A

Explanation:

of Corre Answer Only: The correct answer is app protection policy because it allows you to customize the settings of apps for iOS/iPadOS or Android devices1.

One of the settings you can configure is Restrict cut, copy, and paste between other apps, which lets you prevent users from copying data from App1 and pasting the data into other apps2. You only need one policy to apply this setting to all devices that have App1 installed.

References: 1: App configuration policies for Microsoft Intune | Microsoft Learn <https://learn.microsoft.com/en-us/mem/intune/apps/app-configuration-policies-overview>

2: Troubleshoot restricting cut, copy, and paste between applications - Intune | Microsoft Learn

<https://learn.microsoft.com/en-us/troubleshoot/mem/intune/app-protection-policies/troubleshoot-cut-copy-paste>

NEW QUESTION 10

- (Exam Topic 3)

You have an Azure AD tenant named contoso.com that contains the users shown in the following table.

Name	Role
Admin1@contoso.com	Security Administrator
Admin2@contoso.com	Cloud Device Administrator
User1@contoso.com	None

You have a computer named Computer1 that runs Windows 10. Computer1 is in a workgroup and has the local users shown in the following table.

Name	Member of
Administrator1	Network Configuration Operators
Administrator2	Power Users
UserA	Administrators

UserA joins Computer1 to Azure AD by using user1@contoso.com.

For each of the following statements, select Yes if the statement is true. Otherwise, select No. NOTE: Each correct selection is worth one point.

Answer Area

Statements	Yes	No
User1@contoso.com is a member of the local Administrators group on Computer1.	<input type="radio"/>	<input type="radio"/>
Admin1@contoso.com can configure the firewall and Microsoft Defender on Computer1.	<input type="radio"/>	<input type="radio"/>
Admin2@contoso.com can install software on Computer1.	<input type="radio"/>	<input type="radio"/>

- A. Mastered
- B. Not Mastered

Answer: A

Explanation:

Answer Area

Statements	Yes	No
User1@contoso.com is a member of the local Administrators group on Computer1.	<input type="radio"/>	<input checked="" type="radio"/>
Admin1@contoso.com can configure the firewall and Microsoft Defender on Computer1.	<input type="radio"/>	<input checked="" type="radio"/>
Admin2@contoso.com can install software on Computer1.	<input type="radio"/>	<input checked="" type="radio"/>

NEW QUESTION 14

- (Exam Topic 3)

You have a Microsoft 365 subscription that uses Microsoft Intune Suite. You use Microsoft Intune to manage devices. Azure AD joined Windows devices enroll automatically in Intune. You have the devices shown in the following table.

Name	Operating system	Azure AD joined	Line-of-business (LOB) apps installed
Device1	64-bit version of Windows 10 Pro	Yes	No
Device2	32-bit version of Windows 10 Pro	No	Yes
Device3	64-bit version of Windows 10 Pro	No	Yes

You are preparing to upgrade the devices to Windows 11. All the devices are compatible with Windows 11. You need to evaluate Windows Autopilot and in-place upgrade as deployment methods to implement

Windows 11 Pro on the devices, while retaining all user settings and applications.

Which devices can be upgraded by using each method? To answer, select the appropriate options in the answer area.

NOTE: Each correct selection is worth one point.

Answer Area

Windows Autopilot:	<div>Device1 and Device3 only</div> <div>None of the devices</div> <div>Device1 only</div> <div>Device1 and Device3 only</div> <div>Device1, Device2, and Device3</div>
In-place upgrade:	<div>Device1 and Device3 only</div> <div>None of the devices</div> <div>Device1 only</div> <div>Device1 and Device3 only</div> <div>Device1, Device2, and Device3</div>

- A. Mastered
- B. Not Mastered

Answer: A

Explanation:

Answer Area



NEW QUESTION 17

- (Exam Topic 3)

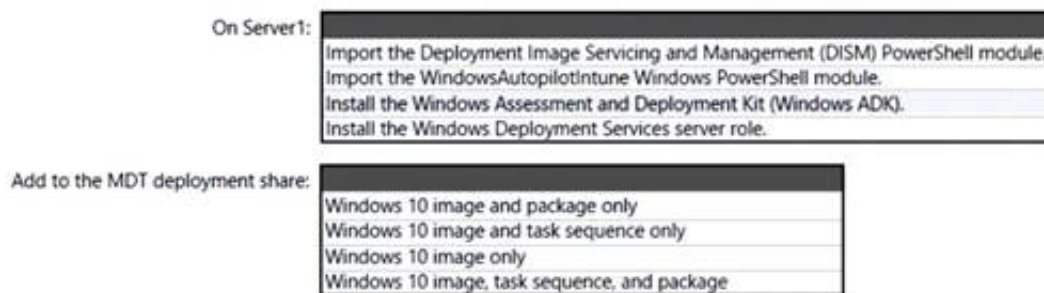
You have a server named Server1 and computers that run Windows 8.1. Server1 has the Microsoft Deployment Toolkit (MDT) installed.

You plan to upgrade the Windows 8.1 computers to Windows 10 by using the MDT deployment wizard. You need to create a deployment share on Server1.

What should you do on Server1, and what are the minimum components you should add to the MDT deployment share? To answer, select the appropriate options in the answer area.

NOTE: Each correct selection is worth one point.

Answer Area



- A. Mastered
- B. Not Mastered

Answer: A

Explanation:

Box 1: Install the Windows Deployment Services role. Install and initialize Windows Deployment Services (WDS) On the server:

Open an elevated Windows PowerShell prompt and enter the following command: `Install-WindowsFeature -Name WDS -IncludeManagementTools WDSUTIL /Verbose /Progress /Initialize-Server /Server:MDT01 /RemInst:"D:\RemoteInstall" WDSUTIL /Set-Server /AnswerClients:All`

Box 2: Windows 10 image and task sequence only Create the reference image task sequence

In order to build and capture your Windows 10 reference image for deployment using MDT, you will create a task sequence.

Reference:

<https://docs.microsoft.com/en-us/windows/deployment/deploy-windows-mdt/prepare-for-windows-deployment>

<https://docs.microsoft.com/en-us/windows/deployment/deploy-windows-mdt/create-a-windows-10-reference-im>

NEW QUESTION 21

- (Exam Topic 3)

Your company has an Azure AD tenant named contoso.com that contains several Windows 10 devices. When you join new Windows 10 devices to contoso.com, users are prompted to set up a four-digit pin. You need to ensure that the users are prompted to set up a six-digit pin when they join the Windows 10 devices to contoso.com.

Solution: From the Microsoft Entra admin center, you configure automatic mobile device management (MDM) enrollment. From the Microsoft Intune admin center, you configure the Windows Hello for Business enrollment options.

Does this meet the goal?

- A. Yes
- B. No

Answer: B

NEW QUESTION 24

- (Exam Topic 3)

You have a Microsoft 365 subscription.

All users have Microsoft 365 apps deployed.

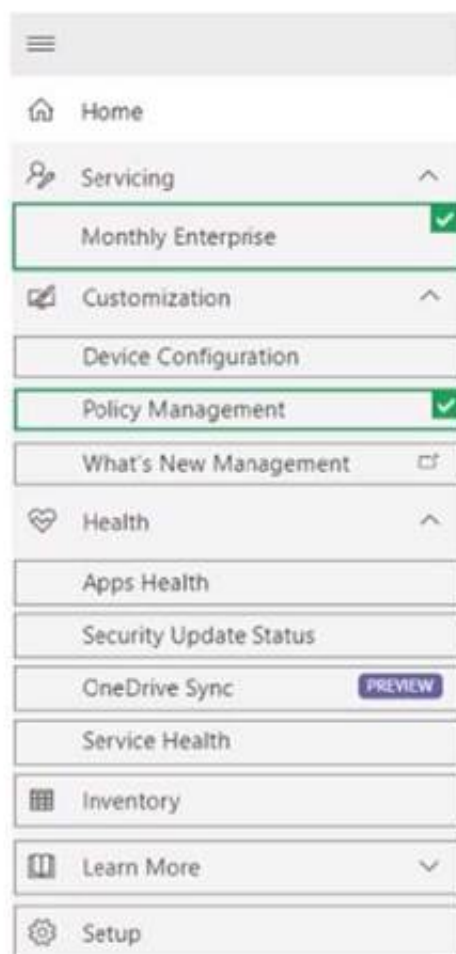
You need to configure Microsoft 365 apps to meet the following requirements:

- Enable the automatic installation of WebView2 Runtime.
- Prevent users from submitting feedback.

Which two settings should you configure in the Microsoft 365 Apps admin center? To answer, select the appropriate settings in the answer area.

NOTE: Each correct selection is worth one point.

Answer Area

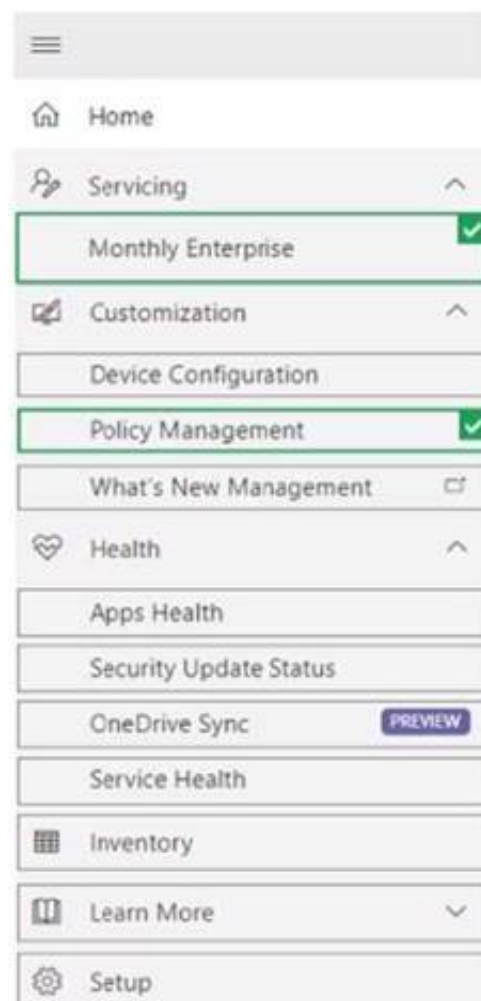


- A. Mastered
- B. Not Mastered

Answer: A

Explanation:

Answer Area



NEW QUESTION 28

- (Exam Topic 3)

You have 100 Windows 10 devices enrolled in Microsoft Intune.

You need to configure the devices to retrieve Windows updates from the internet and from other computers on a local network.

Which Delivery Optimization setting should you configure, and which type of Intune object should you create? To answer, select the appropriate options in the answer area.

NOTE: Each correct selection is worth one point.

Answer Area



- A. Mastered
- B. Not Mastered

Answer: A

Explanation:

Delivery Optimization setting: B. Download mode Intune object: A configuration profile

To configure the devices to retrieve Windows updates from the internet and from other computers on a local network, you need to configure the Download mode setting in a Delivery Optimization device configuration profile. This setting specifies how the devices use Delivery Optimization to download updates. You can choose from several options, such as HTTP only, LAN only, or Group. For example, you can set the Download mode to Group and specify a group ID for the devices to share updates among themselves and with other devices that have the same group ID. You can also set the Download mode to Internet to allow the devices to download updates from Microsoft or other devices on the internet that use Delivery Optimization. References: <https://docs.microsoft.com/en-us/mem/intune/configuration/delivery-optimization-windows>

NEW QUESTION 29

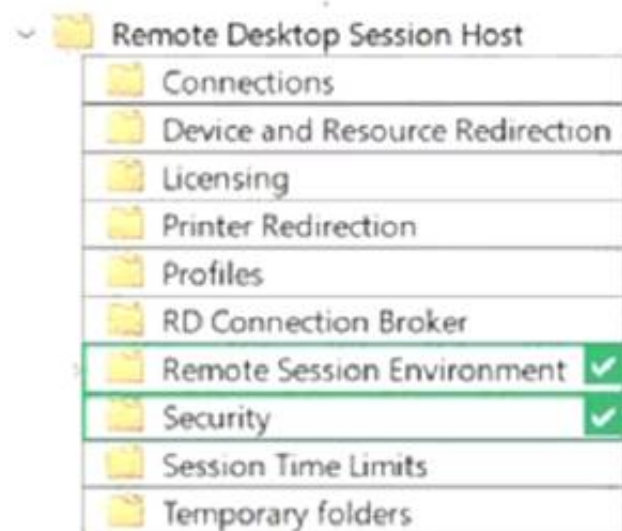
- (Exam Topic 3)

Your network contains an Active Directory domain. The domain contains 1.000 computers that run Windows 11.

You need to configure the Remote Desktop settings of all the computers. The solution must meet the following requirements:

- Prevent the sharing of clipboard contents.
- Ensure that users authenticate by using Network Level Authentication (NLA).

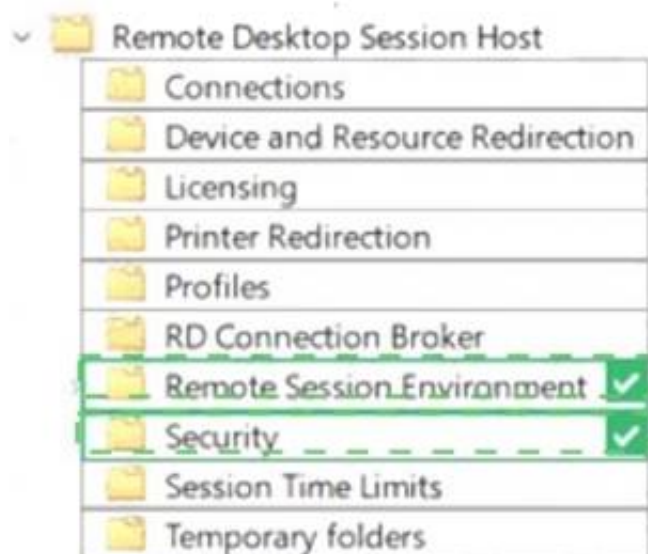
Which two nodes of the Group Policy Management Editor should you use? To answer, select the appropriate nodes in the answer area. NOTE: Each correct selection is worth one point.



- A. Mastered
- B. Not Mastered

Answer: A

Explanation:



NEW QUESTION 33

- (Exam Topic 3)

You have a Microsoft Intune subscription.

You have devices enrolled in intune as shown in the following table.

Name	Operating system
Device1	Android 8.1.0
Device2	Android 9
Device3	iOS 11.4.1
Device4	iOS 12.3.1
Device5	iOS 12.3.2

An app named App1 is installed on each device.

What is the minimum number of app configuration policies required to manage Appl ?

- A. 1
- B. 2
- C. 3
- D. 4
- E. 5

Answer: B

Explanation:

The correct answer is B because you need to create two app configuration policies for managed devices, one for iOS/iPadOS devices and one for Android devices1. App configuration policies let you customize the settings of apps for iOS/iPadOS or Android devices1. The settings are assigned to user groups and applied when the app runs1. The app developer or supplier provides the configuration settings (keys and values) that are exposed to Intune1. You can't use a single app configuration policy for both iOS/iPadOS and Android devices because they have different configuration settings2. References: 1: App configuration policies for Microsoft Intune | Microsoft Learn

<https://learn.microsoft.com/en-us/mem/intune/apps/app-configuration-policies-overview> 2: Add app configuration policies for managed iOS/iPadOS devices | Microsoft Learn <https://learn.microsoft.com/en-us/mem/intune/apps/app-configuration-policies-use-ios>

NEW QUESTION 38

- (Exam Topic 3)

You have an Azure Active Directory Premium Plan 2 subscription that contains the users shown in the following table.

Name	Member of	Assigned license
User1	Group1	Enterprise Mobility + Security E5
User2	Group2	Enterprise Mobility + Security E5

You purchase the devices shown in the following table.

Name	Type
Device1	Windows 10
Device2	Android

You configure automatic mobile device management (MDM) and mobile application management (MAM) enrollment by using the following settings:

> MDM user scope: Group1

> MAM user scope: Group2

For each of the following statements, select Yes if the statement is true. Otherwise, select No.

NOTE: Each correct selection is worth one point.

Statements	Yes	No
User1 can enroll Device1 in Intune by using automatic enrollment.	<input type="radio"/>	<input type="radio"/>
User1 can enroll Device2 in Intune by using automatic enrollment.	<input type="radio"/>	<input type="radio"/>
User2 can enroll Device1 in Intune by using automatic enrollment.	<input type="radio"/>	<input type="radio"/>

- A. Mastered
- B. Not Mastered

Answer: A

Explanation:

Graphical user interface, text, application Description automatically generated

Reference: <https://docs.microsoft.com/en-us/mem/intune/enrollment/android-enroll> <https://powerautomate.microsoft.com/fr-fr/blog/mam-flow-mobile/>

NEW QUESTION 42

- (Exam Topic 3)

You have a Microsoft 365 tenant and an internal certification authority (CA).

You need to use Microsoft Intune to deploy the root CA certificate to managed devices.

Which type of Intune policy and profile should you use? To answer, select the appropriate options in the answer area.

NOTE: Each correct selection is worth one point.

Answer Area

Policy type:

- App configuration policy
- App protection policy
- Compliance policy
- Configuration profile

Profile:

- Imported public key pair (PKCS) certificate
- Public key pair (PKCS) certificate
- Simple Certificate Enrollment Protocol (SCEP) certificate
- Trusted certificate

- A. Mastered
- B. Not Mastered

Answer: A

Explanation:

Box 1: Configuration profile Create a trusted certificate profile. Box 2: Trusted certificate

When using Intune to provision devices with certificates to access your corporate resources and network, use a trusted certificate profile to deploy the trusted root certificate to those devices. Trusted root certificates establish a trust from the device to your root or intermediate (issuing) CA from which the other certificates are issued.

Reference: <https://docs.microsoft.com/en-us/mem/intune/protect/certificates-trusted-root>

NEW QUESTION 47

- (Exam Topic 3)

You have an Azure AD tenant named contoso.com. You have the devices shown in the following table.

Name	Platform
Device1	Windows 11
Device2	Windows 10
Device3	iOS
Device4	Ubuntu Linux

Which devices can be Azure AD joined, and which devices can be registered in contoso.com? To answer, select the appropriate options in the answer area.

NOTE: Each correct selection is worth one point.

Answer Area

Azure AD joined:

- Device1 and Device2 only
- Device1 only
- Device1 and Device2 only
- Device1 and Device3 only
- Device1, Device2, and Device3 only
- Device1, Device2, Device3, and Device4

Registered in contoso.com:

- Device1 and Device2 only
- Device1 and Device2 only
- Device2 and Device3 only
- Device3 and Device4 only
- Device2, Device3, and Device4 only
- Device1, Device2, Device3, and Device4

- A. Mastered
- B. Not Mastered

Answer: A

Explanation:

Answer Area

Azure AD joined:

- Device1 and Device2 only
- Device1 only
- Device1 and Device2 only
- Device1 and Device3 only
- Device1, Device2, and Device3 only
- Device1, Device2, Device3, and Device4

Registered in contoso.com:

- Device1 and Device2 only
- Device1 and Device2 only
- Device2 and Device3 only
- Device3 and Device4 only
- Device2, Device3, and Device4 only
- Device1, Device2, Device3, and Device4

NEW QUESTION 50

- (Exam Topic 3)

Your network contains an on-premises Active Directory Domain Services (AD DS) domain that syncs with an Azure AD tenant by using Azure AD Connect.

You use Microsoft Intune and Configuration Manager to manage devices.

You need to recommend a deployment plan for new Windows 11 devices. The solution must meet the following requirements:

- Devices for the marketing department must be joined to the AD DS domain only. The IT department will install complex applications on the devices at build time, before giving the devices to the marketing department users.
- Devices for The sales department must be Azure AD joined. The devices will be shipped directly from the manufacturer to The homes of the sales department users.
- Administrative effort must be minimized.

Which deployment method should you recommend for each department? To answer, select the appropriate options in the answer area. NOTE: Each correct selection is worth one point.

Answer Area

Sales: Windows Autopilot with automatic registration
Configuration Manager
Windows Autopilot with automatic registration
Windows Autopilot with manual registration
Windows Autopilot with OEM registration

Marketing: Configuration Manager
Configuration Manager
Windows Autopilot with automatic registration
Windows Autopilot with manual registration
Windows Autopilot with OEM registration

- A. Mastered
B. Not Mastered

Answer: A

Explanation:

Answer Area

Sales: Windows Autopilot with automatic registration
Configuration Manager
Windows Autopilot with automatic registration
Windows Autopilot with manual registration
Windows Autopilot with OEM registration

Marketing: Configuration Manager
Configuration Manager
Windows Autopilot with automatic registration
Windows Autopilot with manual registration
Windows Autopilot with OEM registration

NEW QUESTION 52

- (Exam Topic 3)

You have a Microsoft 365 E5 subscription that contains 150 hybrid Azure AD joined Windows devices. All the devices are enrolled in Microsoft Intune. You need to configure Delivery Optimization on the devices to meet the following requirements:

- Allow downloads from the internet and from other computers on the local network.
- Limit the percentage of used bandwidth to 50. What should you use?

- A. a configuration profile
B. a Windows Update for Business Group Policy setting
C. a Microsoft Peer-to-Peer Networking Services Group Policy setting
D. an Update ring for Windows 10 and later profile

Answer: A

Explanation:

A configuration profile is the correct answer because it allows you to configure Delivery Optimization settings for Windows devices in Intune. You can specify the download mode, bandwidth limit, caching options, and more. A configuration profile is a template that contains one or more settings that you can apply to groups of devices. References:

- > Windows 10 Delivery Optimization settings for Intune - Microsoft Intune | Microsoft Learn
- > Delivery Optimization settings in Microsoft Intune

NEW QUESTION 55

- (Exam Topic 3)

You have a Microsoft 365 E5 subscription. The subscription contains 25 computers that run Windows 11 and are enrolled in Microsoft Intune. You need to onboard the devices to Microsoft Defender for Endpoint. What should you create in the Microsoft Intune admin center?

- A. an attack surface reduction (ASR) policy
B. a security baseline
C. an endpoint detection and response (EDR) policy
D. an account protection policy
E. an antivirus policy

Answer: C

Explanation:

To onboard the devices to Microsoft Defender for Endpoint, you need to create an endpoint detection and response (EDR) policy in the Microsoft Intune admin

center. This policy enables EDR capabilities on devices that are enrolled in Intune and allows you to configure various settings for EDR functionality. You can then assign the policy to groups of users or devices. References:
<https://docs.microsoft.com/en-us/mem/intune/protect/edr-windows>

NEW QUESTION 60

- (Exam Topic 3)

You use Microsoft Intune and Intune Data Warehouse.

You need to create a device inventory report that includes the data stored in the data warehouse. What should you use to create the report?

- A. the Azure portal app
- B. Endpoint analytics
- C. the Company Portal app
- D. Microsoft Power BI

Answer: D

Explanation:

You can use the Power BI Compliance app to load interactive, dynamically generated reports for your Intune tenant. Additionally, you can load your tenant data in Power BI using the OData link. Intune provides connection settings to your tenant so that you can view the following sample reports and charts related to:

Devices Enrollment

App protection policy Compliance policy

Device configuration profiles Software updates

Device inventory logs

Note: Load the data in Power BI using the OData link

With a client authenticated to Azure AD, the OData URL connects to the RESTful endpoint in the Data Warehouse API that exposes the data model to your reporting client. Follow these instructions to use Power BI Desktop to connect and create your own reports.

- > Sign in to the Microsoft Endpoint Manager admin center.
- > Select Reports > Intune Data warehouse > Data warehouse.
- > Retrieve the custom feed URL from the reporting blade, for example:
- > Open Power BI Desktop.
- > Choose File > Get Data. Select OData feed.
- > Choose Basic.
- > Type or paste the OData URL into the URL box.
- > Select OK.
- > If you have not authenticated to Azure AD for your tenant from the Power BI desktop client, type your credentials. To gain access to your data, you must authorize with Azure Active Directory (Azure AD) using OAuth 2.0.
- > Select Organizational account.
- > Type your username and password.
- > Select Sign In.
- > Select Connect.
- > Select Load.

Reference: <https://docs.microsoft.com/en-us/mem/intune/developer/reports-proc-get-a-link-powerbi>

NEW QUESTION 63

- (Exam Topic 3)

You have a Microsoft 365 E5 subscription that contains the users shown in the following table.

Name	Role
Admin1	Application admin
Admin2	Cloud application admin
Admin3	Office apps admin
Admin4	Security admin

In the Microsoft 365 Apps admin center, you create a Microsoft Office customization. Which users can download the Office customization file from the admin center?

- A. Admin1, Admin2, Admin3. and Admin4
- B. Admin1, Admin2, and Admin3 only
- C. Admin3 only
- D. Admin3 and Admin4 only
- E. Admin1 and Admin3 only

Answer: B

Explanation:

* Admin1

An application admin has full access to enterprise applications, applications registrations, and application proxy settings.

* Admin2

Mark your app as publisher verified.

In Azure AD this user must be a member of one of the following roles: Application Admin, Cloud Application Admin, or Global Admin.

* Admin3

Office Apps admin - Assign the Office Apps admin role to users who need to do the following:

- Use the Office cloud policy service to create and manage cloud-based policies for Office
- Create and manage service requests
- Manage the What's New content that users see in their Office apps
- Monitor service health

Reference:

Office Apps admin - Assign the Office Apps admin role to users who need to do the following <https://docs.microsoft.com/en-us/azure/active-directory/develop/mark-app-as-publisher-verified>

NEW QUESTION 66

- (Exam Topic 3)

You have a Microsoft 365 E5 subscription that contains 100 iOS devices enrolled in Microsoft Intune. You need to ensure that notifications of iOS updates are deferred for 30 days after the updates are released. What should you create?

- A. a device configuration profile based on the Device features template
- B. a device configuration profile based on the Device restrictions template
- C. an update policy for iOS/iPadOS
- D. an iOS app provisioning profile

Answer: C

Explanation:

Manage iOS/iPadOS software update policies in Intune, delay visibility of software updates.
When you use update policies for iOS, you might have need to delay visibility of an iOS software update. Reasons to delay visibility include:
Prevent users from updating the OS manually
To deploy an older update while preventing users from installing a more recent one
To delay visibility, deploy a device restriction template that configures the following settings: Defer software updates = Yes
This doesn't affect any scheduled updates. It represents days before software updates are visible to end users after release.
Delay default visibility of software updates = 1 to 90 90 days is the maximum delay that Apple supports.
Reference: <https://docs.microsoft.com/en-us/mem/intune/protect/software-updates-ios>

NEW QUESTION 69

- (Exam Topic 3)

You have a Microsoft Deployment Toolkit (MDT) server named MDT1.
When computers start from the LiteTouchPE_x64.iso image and connect to MDT1. the welcome screen appears as shown In the following exhibit.



You need to prevent the welcome screen from appearing when the computers connect to MDT1.
Which three actions should you perform in sequence? To answer move the appropriate actions from the list of actions to the answer area and arrange them in the correct order.

Actions

Modify the CustomSettings.ini file.

Update the deployment share.

Modify the Bootstrap.ini file.

Replace the ISO image.

Modify the task sequence.

Answer Area

>

<

- A. Mastered
- B. Not Mastered

Answer: A

Explanation:

Box 1: Modify the Bootstrap.ini file.
Add this to your bootstrap.ini file and then update the deployment share and use the new boot media created in that process:
SkipBDDWelcome=YES
Box 2: Modify the CustomSettings.ini file. SkipBDDWelcome
Indicates whether the Welcome to Windows Deployment wizard page is skipped.
For this property to function properly it must be configured in both CustomSettings.ini and BootStrap.ini. BootStrap.ini is processed before a deployment share (which contains CustomSettings.ini) has been selected.
Box 3: Update the deployment share. Reference:
<https://docs.microsoft.com/en-us/mem/configmgr/mdt/toolkit-reference#table-6-deployment-wizard-pages>

NEW QUESTION 72

- (Exam Topic 3)
You have a Microsoft 365 subscription that contains the devices shown in the following table.

Name	Type
Device1	Windows 10
Device2	iOS
Device3	Android Enterprise

You need to ensure that only devices running trusted firmware or operating system build can access network resources. Which compliance policy setting should you configure for each device? To answer, drag the appropriate settings to the correct devices. Each setting may be used once, more than once, or not at all. You may need to drag the split bar between panes or scroll to view content.
NOTE: Each correct selection is worth one point.

Settings

Require BitLocker.

Prevent jailbroken devices from having corporate access.

Prevent rooted devices from having corporate access.

Require Secure Boot to be enabled on the device.

Answer Area

Device1:

Device2:

Device3:

- A. Mastered
B. Not Mastered

Answer: A

Explanation:

Settings

Require BitLocker.

Prevent jailbroken devices from having corporate access.

Prevent rooted devices from having corporate access.

Require Secure Boot to be enabled on the device.

Answer Area

Device1: Require BitLocker.

Device2: Prevent jailbroken devices from having corporate access.

Device3: Prevent rooted devices from having corporate access.

NEW QUESTION 75

- (Exam Topic 3)
Your company uses Microsoft Intune to manage devices. You need to ensure that only Android devices that use Android work profiles can enroll in intune. Which two configurations should you perform in the device enrollment restrictions? Each correct answer presents part of the solution.
NOTE Each correct selection is worth one point.

- A. From Platform Settings, set Android device administrator Personally Owned to Block.
B. From Platform Settings, set Android Enterprise (work profile) to Allow.
C. From Platform Settings, set Android device administrator Personally Owned to Allow
D. From Platform Settings, set Android device administrator to Block.

Answer: AB

Explanation:

To ensure that only Android devices that use Android work profiles can enroll in Intune, you need to perform two configurations in the device enrollment restrictions. First, you need to set Android device administrator Personally Owned to Block. This prevents users from enrolling personal Android devices that use device administrator mode. Second, you need to set Android Enterprise (work profile) to Allow. This allows users to enroll corporate-owned or personal Android devices that use work profiles. References: <https://docs.microsoft.com/en-us/mem/intune/enrollment/enrollment-restrictions-set>

NEW QUESTION 77

- (Exam Topic 3)
You have a Microsoft 365 subscription that contains 1,000 Windows 11 devices enrolled in Microsoft Intune. You plan to create and monitor the results of a compliance policy used to validate the BIOS version of the devices. Which four actions should you perform in sequence? To answer, move the appropriate actions from the list of actions to the answer area and arrange them in the correct order.

Actions

Review the compliance dashboard for results.

Create and assign a compliance policy that has System Security settings configured.

Review the Conditional Access Insights and Reporting workbook for results.

Create a PowerShell discovery script and a JSON file.

Upload the PowerShell script to Intune.

Upload the JSON file to Azure AD.

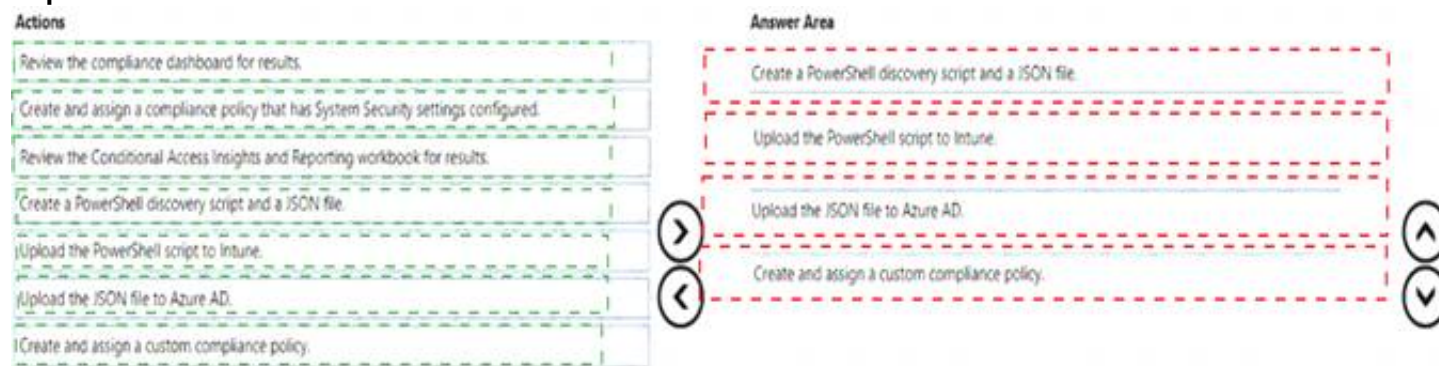
Create and assign a custom compliance policy.

Answer Area

- A. Mastered
B. Not Mastered

Answer: A

Explanation:



NEW QUESTION 82

- (Exam Topic 3)

You have a Microsoft 365 E5 subscription that contains 100 Windows 10 devices enrolled in Microsoft Intune. You plan to use Endpoint analytics. You need to create baseline metrics. What should you do first?

- A. Create an Azure Monitor workbook.
- B. Onboard 10 devices to Endpoint analytics.
- C. Create a Log Analytics workspace.
- D. Modify the Baseline regression threshold.

Answer: B

Explanation:

Onboarding from the Endpoint analytics portal is required for Intune managed devices. Reference: <https://docs.microsoft.com/en-us/mem/analytics/enroll-intune>

NEW QUESTION 87

- (Exam Topic 3)

You have a Microsoft 365 subscription that uses Microsoft Intune Suite. You use Microsoft Intune to manage devices. You plan to deploy two apps named App1 and App2 to all Windows devices. App1 must be installed before App2. From the Intune admin center, you create and deploy two Windows app (Win32) apps. You need to ensure that App1 is installed before App2 on every device. What should you configure?

- A. the App1 deployment configurations
- B. a dynamic device group
- C. a detection rule
- D. the App2 deployment configurations

Answer: D

Explanation:

The correct answer is D because you can configure the dependencies for a Win32 app in the deployment configurations1. Dependencies are other Win32 apps that must be installed before your Win32 app can be installed1. You can add Win32 app dependencies only after your Win32 app has been added and uploaded to Intune2. In this case, you need to configure the App2 deployment configurations to add App1 as a dependency2. References: 1: Microsoft Intune Win32 App Dependencies - MSEndpointMgr <https://msendpointmgr.com/2019/06/03/new-intune-feature-win32-app-dependencies/> 2: Add and assign Win32 apps to Microsoft Intune | Microsoft Learn <https://learn.microsoft.com/en-us/mem/intune/apps/apps-win32-add>

NEW QUESTION 88

- (Exam Topic 3)

You have 100 computers that run Windows 10. You have no servers. All the computers are joined to Microsoft Azure Active Directory (Azure AD). The computers have different update settings, and some computers are configured for manual updates. You need to configure Windows Update. The solution must meet the following requirements:

- > The configuration must be managed from a central location.
- > Internet traffic must be minimized.
- > Costs must be minimized.

How should you configure Windows Update? To answer, select the appropriate options in the answer area.

NOTE: Each correct selection is worth one point.

Windows Update technology to use:

Windows Server Update Services (WSUS)
Microsoft Endpoint Configuration Manager
Windows Update for Business

Manage the configuration by using:

A Group Policy object (GPO)
Microsoft Endpoint Configuration Manager
Microsoft Intune

Manage the traffic by using:

Delivery Optimization
BranchCache
Peer cache

A. Mastered

B. Not Mastered

Answer: A

Explanation:

Box 1: Windows Server Update Services (WSUS)

Windows Server Update Services (WSUS) enables information technology administrators to deploy the latest Microsoft product updates. You can use WSUS to fully manage the distribution of updates that are released through Microsoft Update to computers on your network.

Windows Server Update Services is a built-in server role that includes the following enhancements: Can be added and removed by using the Server Manager

Includes Windows PowerShell cmdlets to manage the most important administrative tasks in WSUS Etc.

Box 2: A Group Policy object

In an Active Directory environment, you can use Group Policy to define how computers and users can interact with Windows Update to obtain automatic updates from Windows Server Update Services (WSUS).

Box 3: BranchCache

BranchCache is a bandwidth-optimization feature that has been available since the Windows Server 2008 R2 and Windows 7 operating systems. Each client has a cache and acts as an alternate source for content that devices on its own network request. Windows Server Update Services (WSUS) and Microsoft Endpoint Manager can use BranchCache to optimize network bandwidth during update deployment, and it's easy to configure for either of them. BranchCache has two operating modes: Distributed Cache mode and Hosted Cache mode.

Reference: <https://docs.microsoft.com/en-us/windows/deployment/update/waas-branchcache> <https://docs.microsoft.com/en-us/windows-server/administration/windows-server-update-services/deploy/4-conf>

NEW QUESTION 91

- (Exam Topic 3)

You use Windows Admin Center to remotely administer computers that run Windows 10.

When connecting to Windows Admin Center, you receive the message shown in the following exhibit.



You need to prevent the message from appearing when you connect to Windows Admin Center. To which certificate store should you import the certificate?

- A. Personal
- B. Trusted Root Certification Authorities
- C. Client Authentication Issuers

Answer: B

NEW QUESTION 93

- (Exam Topic 3)

You have a computer that runs Windows 10 and contains two local users named User1 and User2. You need to ensure that the users can perform the following actions:

- User 1 must be able to adjust the date and time.
- User2 must be able to clear Windows logs.

The solution must use the principle of least privilege.

To which group should you add each user? To answer, drag the appropriate groups to the correct users. Each group may be used once, more than once, or not at all. You may need to drag the split bar between panes or scroll to view content.

NOTE: Each correct selection is worth one point.



- A. Mastered
- B. Not Mastered

Answer: A

Explanation:

Groups

Administrators

Event Log Readers

Performance Log Users

Power Users

System Managed Accounts Group

Answer Area

User1: Administrators

User2: Event Log Readers

NEW QUESTION 97

- (Exam Topic 3)

Your company has an Azure AD tenant named contoso.com that contains several Windows 10 devices. When you join new Windows 10 devices to contoso.com, users are prompted to set up a four-digit pin. You need to ensure that the users are prompted to set up a six-digit pin when they join the Windows 10 devices to contoso.com.

Solution: From the Microsoft Entra admin center, you modify the User settings and the Device settings. Does this meet the goal?

A. Yes

B. No

Answer: B

NEW QUESTION 101

- (Exam Topic 3)

You have a Microsoft 365 E5 subscription.

You create a new update rings policy named Policy1 as shown in the following exhibit.

Update ring settings

Edit

Update settings

Microsoft product updates	Allow
Windows drivers	Allow
Quality update deferral period (days)	0
Feature update deferral period (days)	30
Upgrade Windows 10 devices to Latest Windows 11 release	No
Set feature update uninstall period (2 - 60 days)	10
Servicing channel	General Availability channel
User experience settings	
Automatic update behavior	Auto install at maintenance time
Active hours start	8 AM
Active hours end	5 PM
Restart checks	Allow
Option to pause Windows updates	Enable
Option to check for Windows updates	Enable
Change notification update level	Use the default Windows Update notifications
Use deadline settings	Allow
Deadline for feature updates	30
Deadline for quality updates	0
Grace period	0
Auto reboot before deadline	No

Use the drop-down menus to select the answer choice that completes each statement based on the information presented in the graphic.

NOTE: Each correct selection is worth one point,

Answer Area

Updates that contain fixes and improvements to existing Windows functionality [answer choice].

can be deferred for 30 days

can be deferred indefinitely

can be deferred for 30 days

will be installed immediately

Updates that contain new Windows functionality will be installed within [answer choice] of release.

1 day

1 day

30 days

60 days

- A. Mastered
- B. Not Mastered

Answer: A

Explanation:

*Updates that contain fixes and improvements to existing Windows functionality can be deferred for 30 days. This is because the update rings policy named Policy1 has the “Quality updates deferral period (days)” setting set to 30. This means that quality updates, which include fixes and improvements to existing Windows functionality, can be deferred for up to 30 days from the date they are released by Microsoft. After 30 days, the devices will automatically install the quality updates. References:

<https://docs.microsoft.com/en-us/mem/intune/protect/windows-update-for-business-configure>

*Updates that contain new Windows functionality will be installed within 60 days of release.

This is because the update rings policy named Policy1 has the “Feature updates deferral period (days)” setting set to 60. This means that feature updates, which include new Windows functionality, can be deferred for up to 60 days from the date they are released by Microsoft. After 60 days, the devices will automatically install the feature updates. References:

<https://docs.microsoft.com/en-us/mem/intune/protect/windows-update-for-business-configure>

NEW QUESTION 106

- (Exam Topic 3)

Note: This question is part of a series of questions that present the same scenario. Each question in the series contains a unique solution that might meet the stated goals. Some question sets might have more than one correct solution, while others might not have a correct solution.

After you answer a question in this section, you will NOT be able to return to it. As a result, these questions will not appear in the review screen.

Your network contains an Active Directory domain. The domain contains a computer named Computer1 that runs Windows 8.1.

Computer1 has apps that are compatible with Windows 10.

You need to perform a Windows 10 in-place upgrade on Computer1.

Solution: You copy the Windows 10 installation media to a Microsoft Deployment Toolkit (MDT) deployment share. You create a task sequence, and then you run the MDT deployment wizard on Computer1.

Does this meet the goal?

A. Yes

B. No

Answer: B

NEW QUESTION 109

.....

Thank You for Trying Our Product

* 100% Pass or Money Back

All our products come with a 90-day Money Back Guarantee.

* One year free update

You can enjoy free update one year. 24x7 online support.

* Trusted by Millions

We currently serve more than 30,000,000 customers.

* Shop Securely

All transactions are protected by VeriSign!

100% Pass Your MD-102 Exam with Our Prep Materials Via below:

<https://www.certleader.com/MD-102-dumps.html>