

Microsoft

Exam Questions MS-203

Microsoft 365 Messaging



visit - <https://www.surepassexam.com>

Explanation:

Box 1: Get-MoveRequest

The Get-MoveRequest cmdlet gets the status of an ongoing asynchronous mailbox move that was initiated by using the New-MoveRequest cmdlet.

Box 2: Resume-MoveRequest

The Resume-MoveRequest cmdlet is used to resume a move request that has been suspended or has failed.

Reference:

<https://docs.microsoft.com/en-us/powershell/module/exchange/move-and-migration/get-moverrequest?view=exc> <https://docs.microsoft.com/en-us/powershell/module/exchange/move-and-migration/resume-moverrequest?view=>

NEW QUESTION 5

- (Exam Topic 5)

You have a Microsoft Exchange Server 2019 hybrid deployment. You plan to implement Hybrid Modern Authentication (HMA).

You retrieve the Exchange virtual directory settings, and you discover the following output.

```
InternalUrl           : https://mail.contoso.com
ExternalUrl           : https://mail.contoso.com
IISAuthenticationMethods : {Ntlm, Negotiate}
InternalAuthenticationMethods : {Ntlm, Negotiate}
ExternalAuthenticationMethods : {Ntlm, Negotiate}
```

You need to prepare the virtual directories for the planned implementation of HMA. What should you do?

- A. Add OAuth as an authentication method.
- B. Remove NTLM as an authentication method.
- C. Delete https://mail.contoso.com from the ExternalUrl value.
- D. Modify the InternalUrl value to http://mail.contoso.com.

Answer: A

Explanation:

Reference:

<https://docs.microsoft.com/en-us/microsoft-365/enterprise/configure-exchange-server-for-hybrid-modernauthentic>

NEW QUESTION 6

- (Exam Topic 5)

You have a Microsoft Exchange Online tenant that contains a user named User1. You need to grant User1 the Send on Behalf permission for 20 mailboxes. Which PowerShell cmdlet should you use?

- A. Add-MailboxPermission
- B. Add-MailboxFolderPermission
- C. Set-Mailbox
- D. Add-RecipientPermission

Answer: C

Explanation:

Reference:

<https://docs.microsoft.com/en-us/exchange/recipients/mailbox-permissions?view=exchserver-2019>

NEW QUESTION 7

- (Exam Topic 5)

Your company purchases new mobile devices for each user in its sales department and marketing department. The new devices only support Exchange ActiveSync.

You need to configure mobile device access to meet the following requirements: Apply a specific password policy to all the sales department users.

Prevent all the marketing department users from using an Exchange ActiveSync-based client to access their mailbox.

What should you do? To answer, select the appropriate options in the answer area.

NOTE: Each correct selection is worth one point.

For the sales department users:

	▼
Create a mobile device access rule	
Create and assign a mobile device policy	
Create a client access rule scoped to the users	

For the marketing department users:

	▼
Run the Set-Mailbox cmdlet	
Run the Set-CasMailbox cmdlet	
Run the Set-ActiveSyncDeviceAccessRule cmdlet	

- A. Mastered
- B. Not Mastered

Answer: A

Explanation:

For the sales department users:

	▼
Create a mobile device access rule	
Create and assign a mobile device policy	
Create a client access rule scoped to the users	

For the marketing department users:

	▼
Run the Set-Mailbox cmdlet	
Run the Set-CasMailbox cmdlet	
Run the Set-ActiveSyncDeviceAccessRule cmdlet	

NEW QUESTION 8

- (Exam Topic 5)

You manage a Microsoft Exchange Server 2019 hybrid deployment. All user mailboxes are located both on-premises and in the cloud.

You need to configure the deployment so that the on-premises mailboxes can access the public folders. Which three commands should you run? Each correct answer presents part of the solution.

NOTE: Each correct selection is worth one point.

- A. Sync-MailPublicFolders.ps1
- B. Set-OrganizationConfig –PublicFoldersEnabled Remote
- C. Import-PublicFolderMailboxes.ps1
- D. Sync-MailPublicFoldersCloudToOnprem.ps1
- E. Set-OrganizationConfig –PublicFoldersEnabled Local –RemotePublicFolderMailboxes PFMailbox1

Answer: BCD

Explanation:

Reference:

<https://docs.microsoft.com/en-us/exchange/hybrid-deployment/set-up-exo-hybrid-public-folders>

NEW QUESTION 9

- (Exam Topic 5)

SIMULATION

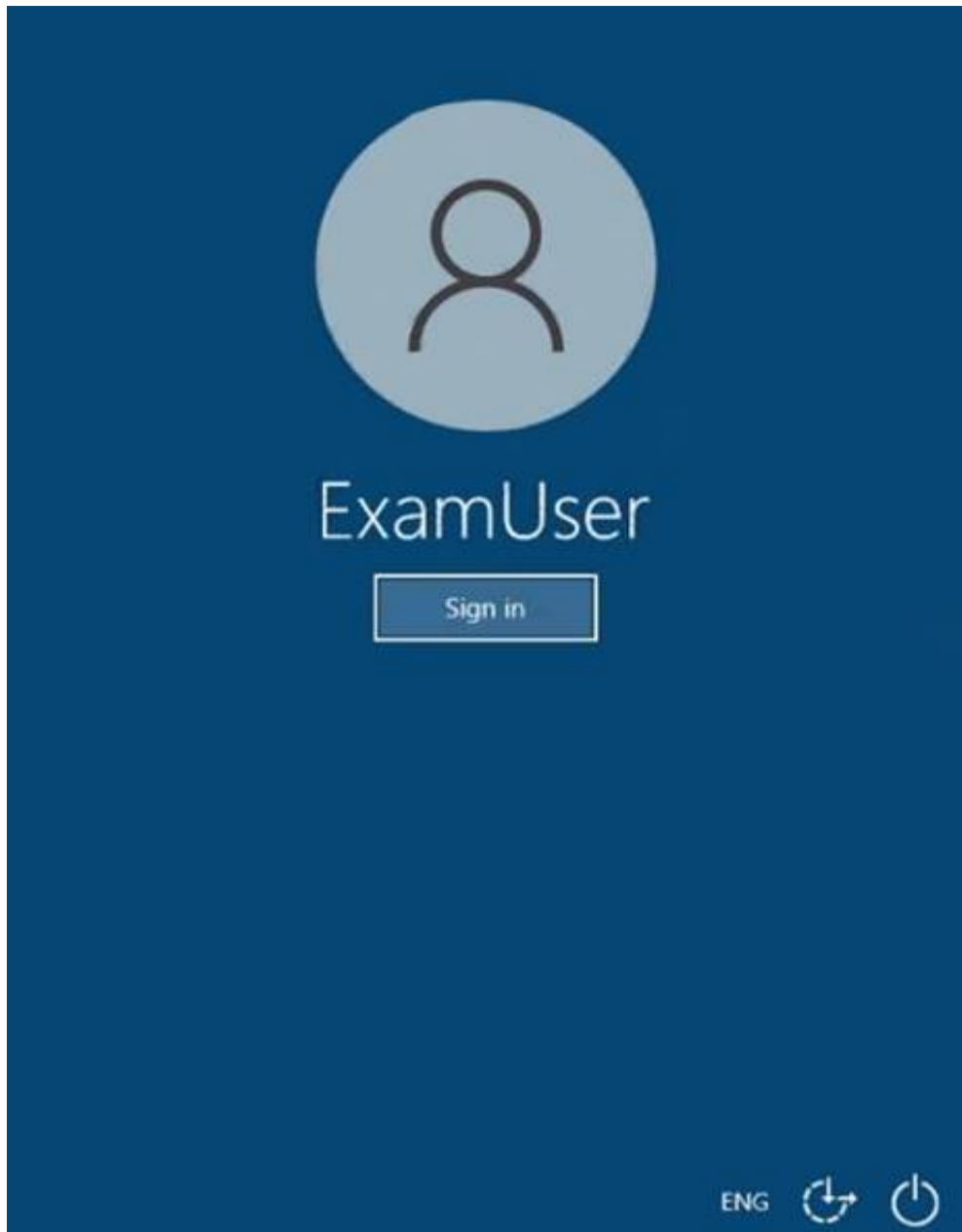
Please wait while the virtual machine loads. Once loaded, you may proceed to the lab section. This may take a few minutes, and the wait time will not be deducted from your overall test time.

When the Next button is available, click it to access the lab section. In this section, you will perform a set of tasks in a live environment. While most functionality will be available to you as it would be in a live environment, some functionality (e.g., copy and paste, ability to navigate to external websites) will not be possible by design.

Scoring is based on the outcome of performing the tasks stated in the lab. In other words, it doesn't matter how you accomplish the task, if you successfully perform it, you will earn credit for that task.

Labs are not timed separately, and this exam may have more than one lab that you must complete. You can use as much time as you would like to complete each lab. But, you should manage your time appropriately to ensure that you are able to complete the lab(s) and all other sections of the exam in the time provided.

Please note that once you submit your work by clicking the Next button within a lab, you will NOT be able to return to the lab.



Use the following login credentials as needed:

To enter your username, place your cursor in the Sign in box and click on the username below.

To enter your password, place your cursor in the Enter password box and click on the password below.

Microsoft 365 Username: admin@abc.com

Microsoft 365 Password: xxxxxx

If the Microsoft 365 portal does not load successfully in the browser, press CTRL-K to reload the portal in a new browser tab.

The following information is for technical support purposes only.

Lab Instance: XXXXXX

You need to ensure that a user named Lee Gu can view all the Exchange Online configurations of your organization. The solution must use the principle of least privilege.

To complete this task, sign in to the Microsoft 365 admin center.

- A. Mastered
- B. Not Mastered

Answer: A

Explanation:

* 1. Open the Microsoft 365 administration centre

This can be done at: <https://admin.microsoft.com>

* 2. Create a new user Please enter a first name Last name

Display name Username

* 3. Add the necessary licence

For admin roles you sometimes need a licence. Especially in the security stack within Microsoft 365.

* 4. Add the Global Reader role via Roles

You can give multiple roles to the person you want. Reference:

<https://365tips.be/en/how-to-create-a-global-reader-account-for-your-it-supplier/>

NEW QUESTION 10

- (Exam Topic 5)

Note: This question is part of a series of questions that present the same scenario. Each question in the series contains a unique solution that might meet the stated goals. Some question sets might have more than one correct solution, while others might not have a correct solution.

After you answer a question in this section, you will NOT be able to return to it. As a result, these questions will not appear in the review screen.

Your company has an Exchange Online tenant that contains 2,000 mailboxes.

A partner company named Fabrikam, Inc. uses a third-party messaging solution. The outbound SMTP server for Fabrikam uses an IP address of 131.107.2.22.

You discover that several email messages from the fabrikam.com domain are erroneously marked as spam. You need to ensure that all the email messages sent from the fabrikam.com domain are delivered successfully to the user mailboxes of your company.

Solution: You create a spam filter policy. Does this meet the goal?

- A. Yes
- B. No

Answer: A

Explanation:

Add Fabrikam.com to the 'Domain allow list' in a spam filter policy.

NEW QUESTION 10

- (Exam Topic 5)

You have a Microsoft Exchange Server 2019 organization that uses an email domain named contoso.com. You plan to move several mailboxes to Microsoft 365. You need to configure hybrid mail flow to meet the following requirements:

- All email messages received from the internet must be filtered for spam by Microsoft 365.
- Your company's on-premises firewall must allow email messages between the on-premises Exchange servers and Microsoft 365.

What should you configure? To answer, select the appropriate options in the answer area.

NOTE: Each correct selection is worth one point.

Mail exchanger (MX) record to configure:

	▼
Mail.contoso.com	
Contoso-com.mail.protection.outlook.com	
Outlook.office365.com	

Firewall port to allow:

	▼
TCP 25	
TCP 2525	
TCP 587	
TCP 993	

- A. Mastered
- B. Not Mastered

Answer: A

Explanation:

Reference:

<https://docs.microsoft.com/en-us/exchange/hybrid-deployment-prerequisites>

NEW QUESTION 14

- (Exam Topic 5)

SIMULATION

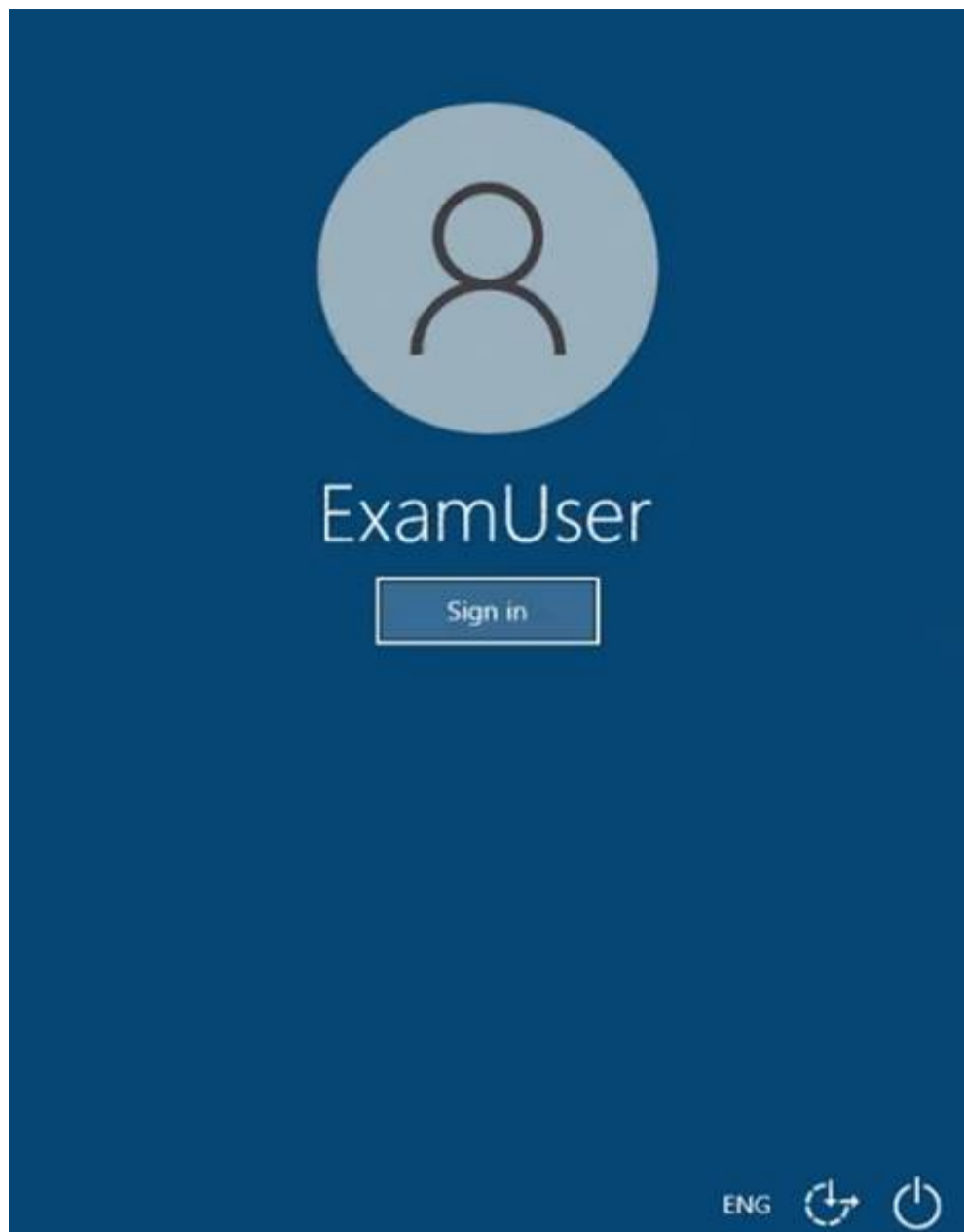
Please wait while the virtual machine loads. Once loaded, you may proceed to the lab section. This may take a few minutes, and the wait time will not be deducted from your overall test time.

When the Next button is available, click it to access the lab section. In this section, you will perform a set of tasks in a live environment. While most functionality will be available to you as it would be in a live environment, some functionality (e.g., copy and paste, ability to navigate to external websites) will not be possible by design.

Scoring is based on the outcome of performing the tasks stated in the lab. In other words, it doesn't matter how you accomplish the task, if you successfully perform it, you will earn credit for that task.

Labs are not timed separately, and this exam may have more than one lab that you must complete. You can use as much time as you would like to complete each lab. But, you should manage your time appropriately to ensure that you are able to complete the lab(s) and all other sections of the exam in the time provided.

Please note that once you submit your work by clicking the Next button within a lab, you will NOT be able to return to the lab.



Use the following login credentials as needed:

To enter your username, place your cursor in the Sign in box and click on the username below.

To enter your password, place your cursor in the Enter password box and click on the password below.

Microsoft 365 Username: admin@abc.com

Microsoft 365 Password: xxxxxx

If the Microsoft 365 portal does not load successfully in the browser, press CTRL-K to reload the portal in a new browser tab.

The following information is for technical support purposes only.

Lab Instance: XXXXXX

You need to ensure that the users in your company can schedule a conference room named Room1 in the company's office by using Microsoft Outlook.

To complete this task, sign in to the Exchange admin center.

- A. Mastered
- B. Not Mastered

Answer: A

Explanation:

> In the Exchange admin center, navigate to Recipients
>Resources.

> To create a room mailbox, click New +
>Room mailbox.

> Use the options on the page to specify the settings for the new resource mailbox.

- Room name: Use this box to type a name for the room mailbox. This is the name that's listed in the resource mailbox list in the Exchange admin center and in your organization's address book. This name is required and it can't exceed 64 characters.

- Alias: A room mailbox has an email address so it can receive booking requests. The email address consists of an alias on the left side of the @ symbol, which must be unique in the forest, and your domain name on the right. The alias is required.

- Location, Phone, Capacity: You can use these fields to enter details about the room. However, as explained earlier, you can include some or all of this information in the room name so users can see it.

> When you're finished, click Save
to create the room mailbox.

Reference:

<https://docs.microsoft.com/en-us/exchange/recipients/room-mailboxes?view=exchserver-2019>

NEW QUESTION 18

- (Exam Topic 5)

You have a Microsoft Exchange Online tenant that does NOT contain any public folders.

You need to create a new public folder. The solution must ensure that users can create a post by sending an email to the folder.

Which three actions should you perform in sequence? To answer, move the appropriate cmdlets from the list of cmdlets to the answer area and arrange them in the correct order.

Actions

Assign an Exchange Online license.

Create a public folder mailbox.

Create a public folder.

Create a Microsoft 365 group.

Create a shared mailbox.

Mail-enable the public folder.

Set an email address on a pubic folder.

Answer Area

>

<

^

v

- A. Mastered
- B. Not Mastered

Answer: A

Explanation:
Graphical user interface, text, application, email Description automatically generated
Reference:
<https://docs.microsoft.com/en-us/exchange/collaboration-exo/public-folders/create-public-folder> <https://docs.microsoft.com/en-us/exchange/collaboration-exo/public-folders/enable-or-disable-mail-for-public-fo>

NEW QUESTION 22

- (Exam Topic 4)
You need to ensure that Allan Deyoung can create a new public folder for the sales department. Which two actions should you perform first? Each correct answer presents part of the solution. NOTE: Each correct selection is worth one point.

- A. Add Allan Deyoung to the Organization Management role group
- B. Create a new public folder mailbox
- C. Add Allan Deyoung to the Recipient Management role group
- D. Create a new shared mailbox
- E. Modify Sales Policy

Answer: B

Explanation:
Reference:
<https://docs.microsoft.com/en-us/exchange/permissions-exo/feature-permissions> <https://docs.microsoft.com/en-us/exchange/collaboration-exo/public-folders/set-up-public-folders>

NEW QUESTION 24

- (Exam Topic 4)
For each of the following statements, select Yes if the statement is true. Otherwise, select No.
NOTE: Each correct selection is worth one point.

Statements	Yes	No
The Safe Attachments 1 policy applies to Alex Wilber	<input type="radio"/>	<input type="radio"/>
If an email message that contains detected malware is sent to Megan Bowen, the attachment will be removed, and the message will be delivered	<input type="radio"/>	<input type="radio"/>
For Lynne Robbins, to block both email messages and attachments that have detected malware, the priority of Safe Attachments 2 must be increased	<input type="radio"/>	<input type="radio"/>

- A. Mastered
- B. Not Mastered

Answer: A

Explanation:
Graphical user interface, text, application, letter, email Description automatically generated

Box 1: Yes

The Safe Attachments 1 policy applies to Group1. Alex Wilber is in Group1. Box 2: No

Megan Bowen is in Group2. The Safe Attachments 2 policy applies to Group2. The Safe Attachments 2 policy will block the email rather than remove the attachment and deliver the email.

Box 3: No

Lynne Robbins is in the Sales department which means she is a member of Group3. She is also a member of Group2 and Group4.

The Safe Attachments 2 policy blocks emails and applies to Group2. There are no other Safe Attachments policies that apply to Group3 or Group4. Therefore, Safe Attachments 2 is the only policy that applies to Lynne Robbins so you do not need to increase the priority of the policy to block the emails.

NEW QUESTION 27

- (Exam Topic 4)

Joni Sherman reports that the Microsoft Outlook client on her Windows 10 device fails to start. You need to troubleshoot the issue.

From the device, you start the Microsoft Remote Connectivity Analyzer. What should you run next?

- A. the Exchange ActiveSync test
- B. the Outlook Connectivity test
- C. the Service Account Access test
- D. the Microsoft Support and Recovery Assistant for Office 365 client

Answer: D

Explanation:

Reference:

<https://www.sherweb.com/blog/office-365/microsoft-support-and-recovery-assistant/>

NEW QUESTION 31

- (Exam Topic 4)

Which contacts can sign in to and access resources in the adatum.com tenant?

- A. Contact1 only
- B. Contact2 only
- C. Contact1 and Contact3 only
- D. Contact2 and Contact3 only
- E. Contact1, Contact2. and Contact3

Answer: D

NEW QUESTION 35

- (Exam Topic 3)

How many default policy tags (DPTs), retention policy tags (RPTs), and personal tags should you create to meet the retention requirements? To answer, select the appropriate options in the answer area.

NOTE: Each correct selection is worth one point.

Answer Area

DPTs:

0
1
2
3
4

RPTs:

0
1
2
3
4
5
6
7

Personal tags:

0
1
2
3
4
5
6
7

- A. Mastered
B. Not Mastered

Answer: A

Explanation:

Table Description automatically generated

Table Description automatically generated

Box 1: 1

Default Policy Tags apply to any item that doesn't have another tag applied to it. We need one to meet the following requirement:

➤ Ensure that any items without a retention tag are moved to the Archive mailbox two years after they were created and permanently deleted seven years after they were created.

Box 2: 2

Retention Policy Tags apply to default mailbox folders (Inbox, Sent Items etc). We need two to meet the following requirements:

➤ Automatically delete items in the Junk Email folder after 30 days.

➤ Automatically delete items in the Sent Items folder after 300 days.

Box 3: 3

Personal tags can be applied by users to custom folders or individual emails. We need three to meet the following requirements:

➤ Enable users to tag items for deletion after one year.

➤ Enable users to tag items for deletion after two years.

➤ Enable users to tag items to be archived after one year.

Reference:

<https://docs.microsoft.com/en-us/exchange/security-and-compliance/messaging-records-management/retention-t>

NEW QUESTION 39

- (Exam Topic 3)

User3 leaves the company.

You need to ensure that Admin1 and Admin2 can access the mailbox of User3. The solution must meet the technical requirements.

What should you do?

- A. Migrate the mailbox of User3 to a distribution group.
B. Migrate the mailbox of User3 to a Microsoft 365 group.
C. Convert the mailbox of User3 into a resource mailbox.
D. Convert the mailbox of User3 into a shared mailbox.

Answer: D

Explanation:

Fabrikam identifies the following technical requirements:

➤ When users leave the company, remove their licenses and ensure that their mailbox is accessible to Admin1 and Admin2.

If you remove the license from User3, the mailbox will be deleted after 30 days. Converting the mailbox to a shared mailbox will ensure that the mailbox is not deleted. You would still need to give Admin1 and Admin2 permissions to access the mailbox.

Reference:

<https://docs.microsoft.com/en-us/microsoft-365/admin/email/convert-user-mailbox-to-shared-mailbox?view=o3>

NEW QUESTION 41

- (Exam Topic 3)

You need to perform a remote wipe of the devices of User2 and User3. You run the following commands.

Clear-MobileDevice -id User2-Device

-NotificationEmailAddress "admin@Fabrikam.com" Clear-MobileDevice -id User3-Device

-NotificationEmailAddress "admin@Fabrikam.com"

What occurs on each device? To answer, select the appropriate options in the answer area.

NOTE: Each correct selection is worth one point.

On the device of User2:

<input type="checkbox"/> All data is deleted.
<input type="checkbox"/> Only email messages are deleted.
<input type="checkbox"/> Only email messages and calendar, contact, and file data are deleted.

On the device of User3:

<input type="checkbox"/> All data is deleted.
<input type="checkbox"/> Only email messages are deleted.
<input type="checkbox"/> Only email messages and calendar, contact, and file data are deleted.

- A. Mastered
- B. Not Mastered

Answer: A

Explanation:

Text Description automatically generated

Reference:

<https://docs.microsoft.com/en-us/exchange/clients/exchange-activesync/remote-wipe?view=exchserver-2019>

NEW QUESTION 44

- (Exam Topic 3)

You need to encrypt email between Fabrikam and Litware to support the planned changes. What should you configure in the Exchange admin center?

- A. a connector
- B. an organization relationship
- C. a sharing policy
- D. a remote domain

Answer: A

Explanation:

Reference:

<https://docs.microsoft.com/en-us/exchange/mail-flow-best-practices/use-connectors-to-configure-mail-flow/set>

NEW QUESTION 46

- (Exam Topic 2)

You need to implement a solution to support the planned changes for the helpdesk users. What should you do?

- A. Assign the Recipient Policies role to the helpdesk users and a default management scope
- B. Assign the Mail Recipients role to the helpdesk users and use a default management scope
- C. Assign the Mail Recipients role to the helpdesk users and create a custom management scope
- D. Assign the Recipient Policies roles to the helpdesk users and create a custom management scope

Answer: C

NEW QUESTION 50

- (Exam Topic 2)

You need to configure the required objects for the branch office administrators. What should you create for each administrator?

- A. a management role assignment policy and a management role group
- B. a management role scope and a management role assignment
- C. a management role scope and a management role group
- D. a management role and a management role assignment policy

Answer: C

Explanation:

Reference:
<https://practical365.com/exchange-server/exchange-server-role-based-access-control-in-action/>

NEW QUESTION 53

- (Exam Topic 2)

Your company named Contoso, Ltd. has a Microsoft Exchange Server 2019 organization that contains the mailbox databases shown in the following table.

NAME	Description
MBX01	Contains all the mailboxes for the managers at Contoso
MBX02	Contains all the mailboxes for the finance department of Contoso

You need to assign an offline address book (OAB) named Managers to all the users in a group named Managers. How should you complete the PowerShell script? To answer, select the appropriate options in the answer area. NOTE: Each correct selection is worth one point.

Statements	Yes	No
For User1 to share contacts with the users at Fabrikam, a federation trust is required.	<input type="radio"/>	<input type="radio"/>
User2 can share free/busy hours, subject, and location with the users at Contoso.	<input type="radio"/>	<input type="radio"/>
User3 can share calendars with the users at Litware.	<input type="radio"/>	<input type="radio"/>

- A. Mastered
- B. Not Mastered

Answer: A

Explanation:

Statements	Yes	No
For User1 to share contacts with the users at Fabrikam, a federation trust is required.	<input type="radio"/>	<input checked="" type="radio"/>
User2 can share free/busy hours, subject, and location with the users at Contoso.	<input checked="" type="radio"/>	<input type="radio"/>
User3 can share calendars with the users at Litware.	<input checked="" type="radio"/>	<input type="radio"/>

NEW QUESTION 56

- (Exam Topic 2)

You need to recommend a solution to retain the items in the public folders. The solution must support the planned changes. What should you recommend?

- A. Create an Outlook rule that forwards all the items in each public folder to a compliance mailbox.
- B. Place an In-Place Hold on all the mailboxes of the public folders.
- C. Increase the frequency of the backups.
- D. Modify the public folder permissions.

Answer: B

Explanation:

References:
<https://docs.microsoft.com/en-us/exchange/security-and-compliance/in-place-and-litigation-holds#placingpublic>

NEW QUESTION 60

- (Exam Topic 5)

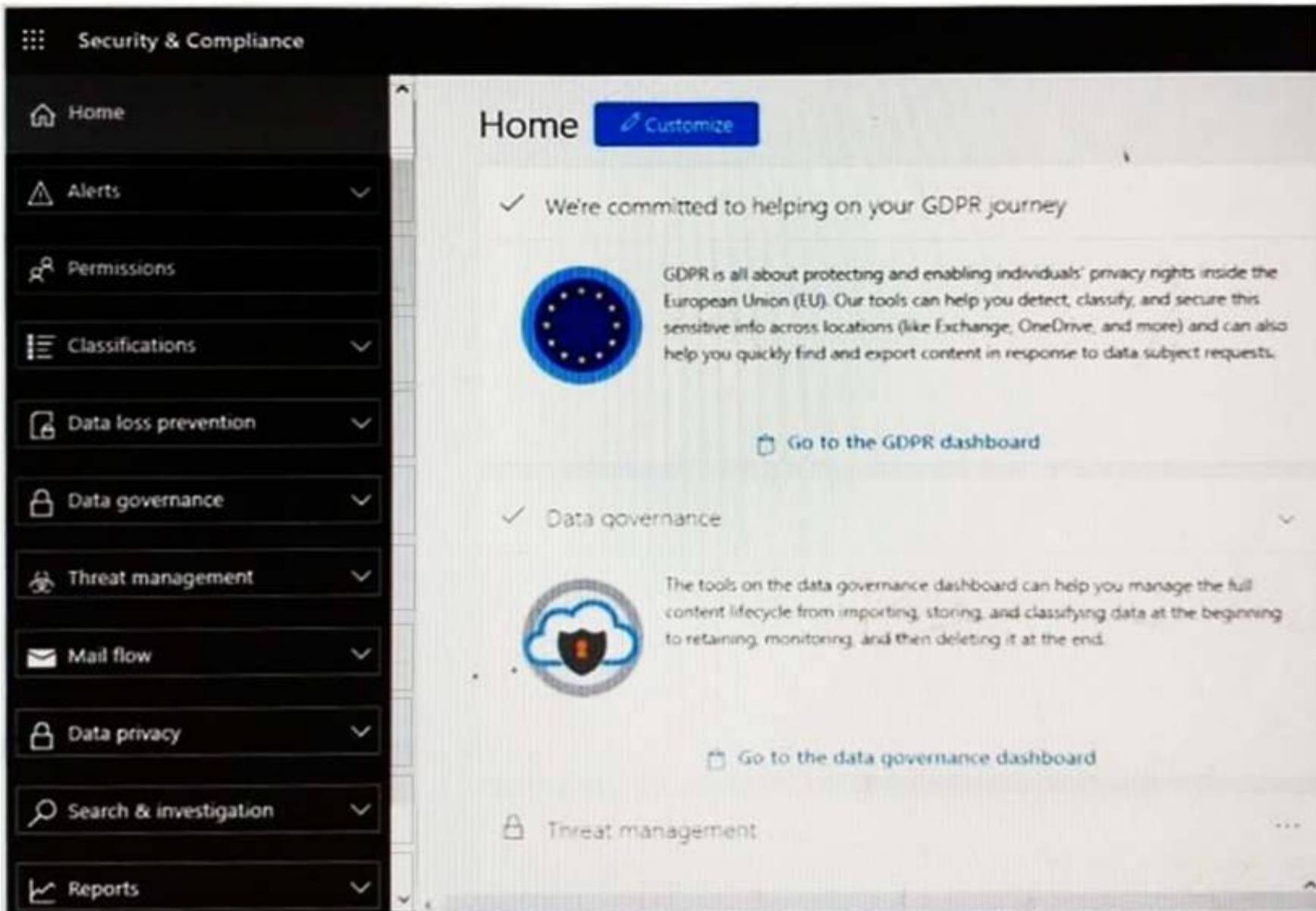
You manage a Microsoft Exchange Online subscription. You use Advanced Threat Protection (ATP).

A partner company sends daily invoices to your company. The invoices are always named AdatumInvoice.xlsx.

Some users report that sometimes they cannot find the invoices in their Inbox folder. You need to identify whether the invoices are identified as malicious by Microsoft 365.

Which two blades should you use? To answer, select the appropriate blades in the answer area.

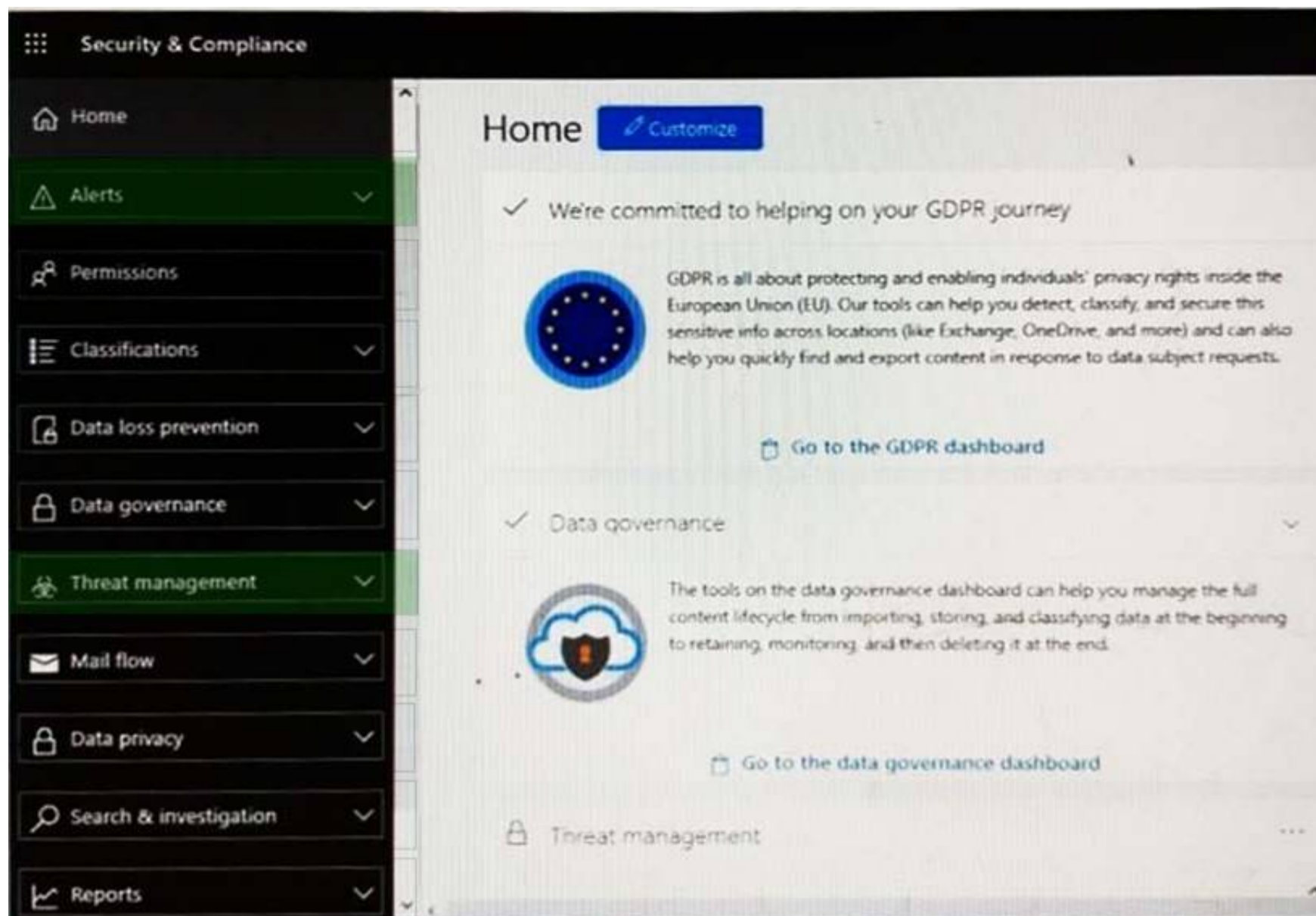
NOTE: Each correct selection is worth one point.



- A. Mastered
- B. Not Mastered

Answer: A

Explanation:



NEW QUESTION 61

- (Exam Topic 5)

Your company has a Microsoft Exchange Server 2019 server. The company has five departments. The server contains one mailbox database for each department. Each mailbox database contains all the users in its respective department. The databases contain 1,000 users.

You create an address book policy for each department. You need to assign the address book policies to the users. Which cmdlet should you run?

- A. Set-Mailbox
- B. Set-AddressList
- C. Set-MailboxDatabase
- D. Set-AddressBookPolicy

Answer: A

Explanation:

Reference:

<https://docs.microsoft.com/en-us/exchange/address-books/address-book-policies/assign-an-address-book-policy>

NEW QUESTION 63

- (Exam Topic 5)

You have a Microsoft Exchange Online tenant that contains a retention policy named Policy1 and a user named User1.

Policy1 is assigned to all users and contains the retention tags shown in the following table.

Name	Type	Retention period	Retention action
Tag1	Default mailbox	1826 days	Permanently Delete
Tag2	Default folder	365 days	Move to Archive
Tag3	Personal	730 days	Move to Archive

Tag3 is applied to an email message in the inbox of User1. You remove Tag3 from Policy1. What will occur to the message?

- A. The existing retention tag will be retained.
- B. The existing retention tag will be removed.
- C. The default mailbox retention tag will apply.
- D. The default folder retention tag will apply.

Answer: A

Explanation:

Reference:

<https://docs.microsoft.com/en-us/exchange/security-and-compliance/messaging-records-management/retention-t>

NEW QUESTION 66

- (Exam Topic 5)

You have a hybrid deployment between a Microsoft Exchange Online tenant and on-premises Exchange Server 2019 organization. The on-premises organization contains several Exchange Server 2019 servers.

You discover that delivery fails for all email messages sent from the on-premises organization to Microsoft 365.

You discover that the certificate for an on-premises Exchange server expired.

You need to resolve the issue as quickly as possible. The solution must minimize administrative effort. What should you do on the on-premises Exchange server?

- A. Create a new self-signed certificate.
- B. Generate a certificate renewal request.
- C. Generate a certificate request.
- D. Add the certificate for a new root certification authority (CA).

Answer: B

Explanation:

Reference:

<https://practical365.com/exchange-server/how-to-generate-ssl-certificate-request-exchange-2016/>

NEW QUESTION 69

- (Exam Topic 5)

Note: This question is part of a series of questions that present the same scenario. Each question in the series contains a unique solution that might meet the stated goals. Some question sets might have more than one correct solution, while others might not have a correct solution.

After you answer a question in this section, you will NOT be able to return to it. As a result, these questions will not appear in the review screen.

Your company has a Microsoft Exchange Server 2019 hybrid deployment that contains two Mailbox servers named MBX1 and MBX2.

The company has the departments shown in the following table.

Name	Mailbox location	Number of recipients
Sales	MBX1	300
Production	MBX2	500
Administration	MBX1	200
IT	Exchange Online	50
Managers	Exchange Online	100
Marketing	Exchange Online	350

From the on-premises organization, outbound email is sent directly to the Internet by using DNS lookups. You are informed that some sales department users send email messages that are identified as spam.

You need to automatically block the sales department users from repeatedly sending spam. Solution: You run the Install-AntispamAgents.ps1 PowerShell script on the MBX1 Mailbox server. Does this meet the goal?

- A. yes
- B. No

Answer: B

Explanation:

Reference:

<https://docs.microsoft.com/en-us/exchange/antispam-and-antimalware/antispam-protection/antispam-on-mailbox>

NEW QUESTION 72

- (Exam Topic 5)

Note: This question is part of a series of questions that present the same scenario. Each question in the series contains a unique solution that might meet the stated goals. Some question sets might have more than one correct solution, while others might not have a correct solution.

After you answer a question in this section, you will NOT be able to return to it. As a result, these questions will not appear in the review screen.

Your company has a Microsoft Exchange Server 2019 hybrid deployment that contains two Mailbox servers named MBX1 and MBX2.

The company has the departments shown in the following table.

Name	Mailbox location	Number of recipients
Sales	MBX1	300
Production	MBX2	500
Administration	MBX1	200
IT	Exchange Online	50
Managers	Exchange Online	100
Marketing	Exchange Online	350

From the on-premises organization, outbound email is sent directly to the Internet by using DNS lookups. You are informed that some sales department users send email messages that are identified as spam.

You need to automatically block the sales department users from repeatedly sending spam. Solution: You modify the outbound spam filter policy in Exchange Online.
 Does this meet the goal?

- A. Yes
- B. No

Answer: B

Explanation:

From the on-premises organization, outbound email is sent directly to the Internet by using DNS lookups. Therefore, the Exchange Online outbound spam filter will not scan the emails sent from the on-premises mailboxes.

NEW QUESTION 77

- (Exam Topic 5)

You have a Microsoft Exchange Server 2019 organization.

You have the Address Book Policies (ABP) and address lists in the following table.

Name	Global address list	Offline address book	Address list
ABP1	GAL_1	OAB_1	List 1
ABP2	GAL_2	Default Offline Address Book	List 2

You have the users in the following table.

Name	Global address list	Address List
User1	GAL_1	List 1
User2	GAL_2	List 2
User3	GAL_2	<i>none</i>

You assign ABP1 to User1 and User2.

User3 is NOT assigned to an Address Book Policy.

For each of the following statements, select Yes if the statement is true. Otherwise, select No.

NOTE: Each correct selection is worth one point.

Statements	Yes	No
User1 can view the membership of List 2	<input type="radio"/>	<input type="radio"/>
User2 can only view the membership of GAL_2	<input type="radio"/>	<input type="radio"/>
User3 can view the membership of List 1	<input type="radio"/>	<input type="radio"/>

- A. Mastered
- B. Not Mastered

Answer: A

Explanation:

References:

<https://docs.microsoft.com/en-us/exchange/email-addresses-and-address-books/address-book-policies/address-b>

NEW QUESTION 80

- (Exam Topic 5)

Note: This question is part of a series of questions that present the same scenario. Each question in the series contains a unique solution that might meet the stated goals. Some question sets might have more than one correct solution, while others might not have a correct solution.

After you answer a question in this section, you will NOT be able to return to it. As a result, these questions will not appear in the review screen.

You have a Microsoft Exchange Server 2019 hybrid deployment. All user mailboxes are hosted in Microsoft 365. All outbound SMTP email is routed through the on-premises Exchange organization.

A corporate security policy requires that you must prevent credit card numbers from being sent to internet recipients by using email.

You need to configure the deployment to meet the security policy requirement.

Solution: From the Exchange organization, you create a data loss prevention (DLP) policy. Does this meet the goal?

- A. Yes
- B. No

Answer: A

Explanation:

Reference:

<https://docs.microsoft.com/en-us/microsoft-365/compliance/data-loss-prevention-policies?view=o365-worldwid>

NEW QUESTION 82

- (Exam Topic 5)

You plan to migrate to Microsoft Exchange Online. The solution must meet the following requirements.

➤ Messages sent by the research & development department at your company must be routed to the internet through an on-premises data loss prevention (DLP) appliance.

➤ The actual source of the messages received by Exchange Online from a third-party cloud filtering service must be identified.

What features should you use to meet the requirements? To answer, drag the appropriate options to the correct requirements. Each option may be used once, more than once, or not at all. You may need to drag the split bar between panes or scroll to view content.

NOTE: Each correct selection is worth one point.

Exchange Features

Conditional mail routing

Directory Based Edge Blocking (DBEB)

Enhanced Filtering

Remote domains

Answer Area

Messages sent by the research & development department must be routed to the internet through an on-premises data loss prevention (DLP) appliance:

The actual source of the messages received by Exchange Online from a third-party cloud filtering service must be identified:

- A. Mastered
- B. Not Mastered

Answer: A

Explanation:

Graphical user interface, text, application, email Description automatically generated

Reference:

<https://docs.microsoft.com/en-us/exchange/mail-flow-best-practices/use-connectors-to-configure-mail-flow/con> <https://docs.microsoft.com/en-us/exchange/mail-flow-best-practices/use-connectors-to-configure-mail-flow/enha>

NEW QUESTION 87

- (Exam Topic 5)

You have a Microsoft 365 E5 tenant that contains the users shown in the following table.

Name	Member of
User1	Sales
User2	Managers

You have a connector for a remote domain named contoso.com as shown in the following exhibit.

Mail flow scenario

From: Office 365

To: Partner organization

Name

TLS to Contoso

Description

None

Status

Turn it on after saving

When to use the connector

Use only when I have a transport rule set up that redirects messages to this connector.

Routing method

Use the MX record associated with the partner's domain.

Security restrictions

Always use Transport Layer Security (TLS) and connect only if the recipient's email server has a digital certificate.

You have a transport rule as shown in the following exhibit.
new rule

Name:

* Apply this rule if...

* A recipient's domain is...
and

* The subject or body includes...

* Do the following...

Use the following connector...

Except if...

* The sender is a member of...

Properties of this rule:

☒ Audit this rule with severity level:

User1 sends an email message to user3@contoso.com that has a subject line containing the word Confidential.

User2 sends an email message to user4@contoso.com that has a subject line of New report. The body of the message contains the word confidential.

For each of the following statements, select Yes if the statement is true. Otherwise, select No.

NOTE: Each correct selection is worth one point.

Statements	Yes	No
All email sent to contoso.com is TLS-encrypted.	<input type="radio"/>	<input type="radio"/>
The message sent by User1 uses the TLS to Contoso connector.	<input type="radio"/>	<input type="radio"/>
The message sent by User2 uses the TLS to Contoso connector.	<input type="radio"/>	<input type="radio"/>

- A. Mastered
B. Not Mastered

Answer: A

Explanation:

Reference:
<https://docs.microsoft.com/en-us/compliance/assurance/assurance-encryption-in-transit>

NEW QUESTION 91

- (Exam Topic 5)
You have a Microsoft Exchange Online tenant that contains 1,000 user mailboxes and 10 main enabled users. The mail-enabled users have email addresses in two SMTP domains named fabrikam.com and contoso.com.
You need to convert the mail-enabled users into user mailboxes. What should you do first?

- A. Add the users to an Office 365 group.
- B. Assign a license to each user.
- C. Remove the remote domains of fabrikam.com and contoso.com
- D. Modify the email forwarding settings of each user.

Answer: C

Explanation:

You need to remove the remote domains first then assign a license to the user account.

NEW QUESTION 96

- (Exam Topic 5)
Your company has a Microsoft 365 subscription for a domain named contoso.com.
The company acquires a company named Litware, Inc. that uses an IMAP-based messaging system. The SMTP domain of Litware is named litwareinc.com.
You need to migrate the mailboxes of Litware to Microsoft Office 365. The solution must ensure that users from Litware can receive email by using their current email address.
Which four actions should you perform in sequence? To answer, move the appropriate actions from the list of actions to the answer area and arrange them in the correct order.

Actions	Answer Area
Add an accepted domain to Office 365.	
Create a migration endpoint and a migration batch.	
Create an Office 365 connector.	
Start the migration batch.	
Provision a mailbox in Office 365 for each Litware user.	

- A. Mastered
- B. Not Mastered

Answer: A

Explanation:

Reference:
<https://docs.microsoft.com/en-us/exchange/mailbox-migration/migrating-imap-mailboxes/migrating-imap-mailb>

NEW QUESTION 99

- (Exam Topic 5)
Your company has a Microsoft Exchange Server 2019 hybrid deployment. The company has a finance department.
You need to move all the on-premises mailboxes of the finance department to Exchange Online. The bulk of the move operation must occur during a weekend when the company's Internet traffic is lowest. The move must then be finalized the following Monday. The solution must minimize disruption to end users.
What should you do first?

- A. Schedule a task that runs the New-MoveRequest cmdlet and specifies the Remote parameter.
- B. Run the New-MigrationBatch cmdlet and specify the MoveOptions parameter.
- C. Run the New-MigrationBatch cmdlet and specify the CompleteAfter parameter.
- D. Create a script that moves most of the mailboxes on Friday at 22:00 and the remaining mailboxes on Monday at 09:00.

Answer: C

Explanation:

Reference:

<https://docs.microsoft.com/en-us/powershell/module/exchange/new-migrationbatch?view=exchange-ps>

NEW QUESTION 104

- (Exam Topic 5)

Note: This question is part of a series of questions that present the same scenario. Each question in the series contains a unique solution that might meet the stated goals. Some question sets might have more than one correct solution, while others might not have a correct solution.

After you answer a question in this section, you will NOT be able to return to it. As a result, these questions will not appear in the review screen.

You have a Microsoft Exchange Online tenant that contains 1,000 mailboxes.

All the users in the sales department at your company are in a group named Sales.

The company is implementing a new policy to restrict the use of email attachments for the users in the Sales group.

You need to prevent all email messages that contain attachments from being delivered to the users in the Sales group.

Solution: You configure a mailbox quota. Does this meet the goal?

A. Yes

B. No

Answer: B

Explanation:

Create a mail flow rule. Reference:

<https://docs.microsoft.com/en-us/exchange/security-and-compliance/mail-flow-rules/common-attachmentblocki-scenarios>

NEW QUESTION 105

- (Exam Topic 5)

You have a Microsoft Exchange Server 2019 organization that contains the Mailbox servers shown in the following table.

Name	Member of	Database
EX1	Site1	Mail1
EX2	Site2	Mail2
EX3	Site3	Mail3

The organization contains the mailboxes shown in the following table.

Name	Database
User1	Mail1
User2	Mail2
User3	Mail3

You create the public folder mailboxes shown in the following table.

Mailbox	Database	Hierarchy
PF1	Mail1	Primary
PF2	Mail2	Secondary
PF3	Mail3	Secondary

You set the DefaultPublicFolderMailbox property of each user mailbox to the public folder mailbox closest to the user.

For each of the following statements, select Yes if the statement is true. Otherwise, select No.

NOTE: Each correct selection is worth one point.

Statements	Yes	No
If User3 creates a public folder, the folder hierarchy will be updated first on EX3.	<input type="radio"/>	<input type="radio"/>
When User2 views the folder hierarchy, the user will use EX2.	<input type="radio"/>	<input type="radio"/>
If User3 accesses a public folder from PF1, and then EX1 goes offline, User3 can still access the content in the public folder.	<input type="radio"/>	<input type="radio"/>

A. Mastered

B. Not Mastered

Answer: A

Explanation:

A screenshot of a computer Description automatically generated with low confidence

Reference:

<https://docs.microsoft.com/en-us/exchange/collaboration/public-folders/public-folders?view=exchserver-2019>

NEW QUESTION 106

- (Exam Topic 5)

Your company has a Microsoft Exchange Server 2019 hybrid deployment. The company has a finance department.

You need to move all the on-premises mailboxes of the finance department to Exchange Online. The bulk of the move operation must occur during a weekend when the company's Internet traffic is lowest. The move must then be finalized the following Monday. The solution must minimize disruption to end users.

What should you do first?

- A. Schedule a task that runs the New-MoveRequest cmdlet and specifies the Remote parameter
- B. Create a batch migration and clear the Automatically complete the migration batch check box
- C. Run the New-MigrationBatch cmdlet and specify the MoveOptions parameter
- D. Create a batch migration and select the Automatically complete the migration batch check box

Answer: C

NEW QUESTION 107

- (Exam Topic 5)

You have a Microsoft Exchange Server 2019 hybrid deployment that contains the public folders shown in the following table.

Name	Structure	Mail-enabled
PF1	Hierarchical	Yes
PF2	Flat	No
PF3	Flat	Yes

You plan to migrate the public folders to Exchange Online to improve the collaboration options available to users.

Which public folders can be migrated to Office 365 groups without losing the folders' existing functionality?

- A. PF2 and PF3 only
- B. PF2 only
- C. PF1 and PF2 only
- D. PF1 only
- E. PF3 only

Answer: A

Explanation:

Not PF1. Office 365 groups are 'flat' so you would lose the folder hierarchy. Reference:

<https://docs.microsoft.com/en-us/exchange/collaboration/public-folders/migrate-to-microsoft-365-groups?view=>

NEW QUESTION 111

- (Exam Topic 5)

You have a Microsoft Exchange Server 2019 hybrid deployment.

You migrate public folders from on-premises to Exchange Online by using the batch migration process. After the batch migration completes, additional public folders are created on-premises.

You need to migrate the new on-premises public folders to Exchange Online. What should you do?

- A. Export the contents of the folders to a PST file, and then import the PST files by using Outlook PST export.
- B. Create a new public folder migration batch that contains only the new folders.
- C. Repeat the original batch migration process and add the new folders to the migration batch.

Answer: A

Explanation:

Reference:

<https://docs.microsoft.com/en-us/exchange/collaboration/public-folders/migrate-to-exchange-online?view=exch>

NEW QUESTION 113

- (Exam Topic 5)

SIMULATION

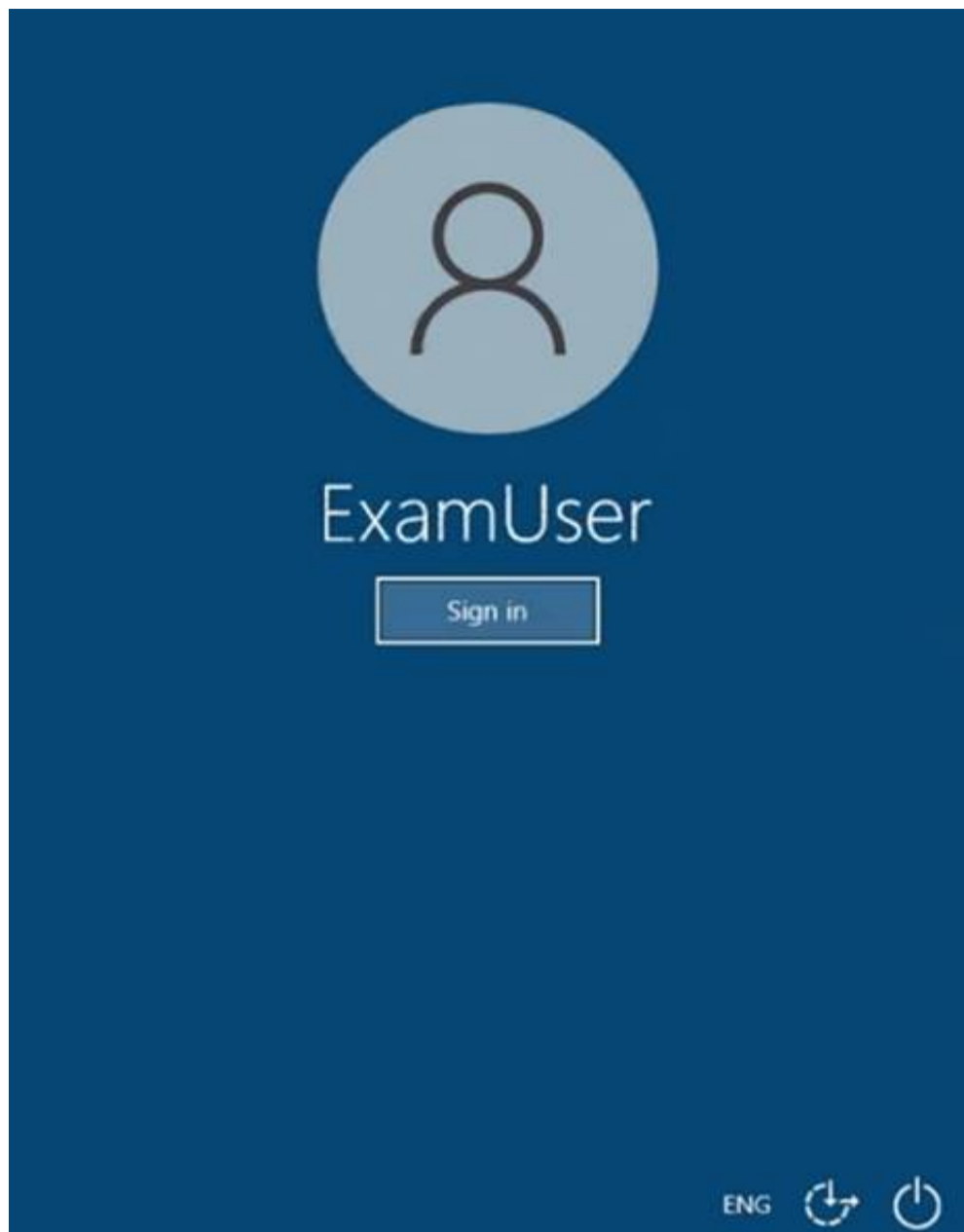
Please wait while the virtual machine loads. Once loaded, you may proceed to the lab section. This may take a few minutes, and the wait time will not be deducted from your overall test time.

When the Next button is available, click it to access the lab section. In this section, you will perform a set of tasks in a live environment. While most functionality will be available to you as it would be in a live environment, some functionality (e.g., copy and paste, ability to navigate to external websites) will not be possible by design.

Scoring is based on the outcome of performing the tasks stated in the lab. In other words, it doesn't matter how you accomplish the task, if you successfully perform it, you will earn credit for that task.

Labs are not timed separately, and this exam may have more than one lab that you must complete. You can use as much time as you would like to complete each lab. But, you should manage your time appropriately to ensure that you are able to complete the lab(s) and all other sections of the exam in the time provided.

Please note that once you submit your work by clicking the Next button within a lab, you will NOT be able to return to the lab.



Use the following login credentials as needed:

To enter your username, place your cursor in the Sign in box and click on the username below.

To enter your password, place your cursor in the Enter password box and click on the password below.

Microsoft 365 Username: admin@abc.com

Microsoft 365 Password: xxxxxx

If the Microsoft 365 portal does not load successfully in the browser, press CTRL-K to reload the portal in a new browser tab.

The following information is for technical support purposes only.

Lab Instance: XXXXXX

You need to ensure that all email sent or received by a user named Diego Siciliani is preserved in Exchange Online. The solution must prevent Diego Siciliani from permanently deleting any email messages for 180 days.

To complete this task, sign in to the Microsoft 365 admin center.

- A. Mastered
- B. Not Mastered

Answer: A

Explanation:

You need configure a Retention Policy. You could also use a Litigation Hold but Retention Policies are replacing Litigation Holds in future, so a Retention Policy is the way to go.

- > In the Microsoft 365 Compliance Center, go to the Policies section and click Retention.
- > Click the New retention policy link.
- > Enter a name for the policy (such as "Diego Siciliani Email Retention") and click Next.
- > In the retention period, enter 180 days and click Next.
- > Ensure that only Exchange email is selected. SharePoint sites, OneDrive accounts and Office 365 groups are also selected by default so you may need to deselect them.
- > Click the Choose recipients link for Exchange email.
- > Click the Choose recipients button to open a list of recipients.
- > Select Admin1 and click the Choose button then click the Done button.
- > Click Next.
- > Click the Create this policy button.

Reference:

<https://docs.microsoft.com/en-us/microsoft-365/compliance/retention-policies>

NEW QUESTION 115

- (Exam Topic 5)

Your company has an Exchange Server 2019 organization that has servers deployed in two Active Directory forests named adatum.com and contoso.com. The organization contains five Mailbox servers and two Edge Transport servers. You deploy Microsoft 365 and configure Exchange Online.

You plan to configure hybrid mail transport.

You need to identify the number of third-party CA certificates that must be used in the deployment. What is the minimum number of certificates?

- A. 1

- B. 2
- C. 4
- D. 5

Answer: A

NEW QUESTION 118

- (Exam Topic 5)
You have a Microsoft Exchange Online tenant.
You have an on-premises scanner that emails scanned documents by using SMTP.
You need to create a Microsoft Office 365 SMTP relay to route email from the scanner to the internet. The solution must ensure that the connector accepts only email sent by the scanner.
How should you configure the connector? To answer, select the appropriate options in the answer area.
NOTE: Each correct selection is worth one point.

Select your mail flow scenario

Specify your mail flow scenario, and we'll let you know if you need to set up a connector.
[Learn more](#)

From:

Internet
Office 365
Partner organization
Your organization's email server

To:

Internet
Office 365
Partner organization
Your organization's email server

- A. Mastered
- B. Not Mastered

Answer: A

Explanation:
Graphical user interface, application Description automatically generated
Reference:
<https://docs.microsoft.com/en-us/exchange/mail-flow-best-practices/how-to-set-up-a-multifunction-device-or-ap>

NEW QUESTION 119

- (Exam Topic 5)
You have a Microsoft Exchange Online tenant.
You need to import PST files from a legacy archiving solution to Exchange Online. You will import the PST files over the internet.
Which five actions should you perform in sequence? To answer, move the appropriate actions from the list of actions to the answer area and arrange them in the correct order.

Actions	Answer Area
Use Azure Storage Explorer to upload the PST files.	
Create a mapping file.	
Start the PST import job.	
Use AzCopy to upload the PST files.	
Create a PST import job.	
Retrieve the shared access signature (SAS) URL.	

- A. Mastered
- B. Not Mastered

Answer: A

Explanation:

Reference:
https://docs.microsoft.com/en-us/microsoft-365/compliance/use-network-upload-to-import-pst-files?view=o365

NEW QUESTION 120

- (Exam Topic 5)
You have a hybrid deployment between Microsoft Exchange Online and on-premises Exchange Server 2019. All user mailboxes are in Microsoft 365. A user named User1 leaves your company. You delete the user account of User1 from the on-premises Active Directory domain. Two weeks later, User1 returns to the company. You need to ensure that User1 can connect to his mailbox and access all his old email messages. Which three actions should you perform in sequence? To answer, move the appropriate actions from the list of actions to the answer area and arrange them in the correct order.

Actions

From the on-premises Active Directory Recycle Bin, recover the user account

Run the New-MailboxRestoreRequest cmdlet

Assign a Microsoft 365 license to User1

From the on-premises Active Directory domain, create a new user named User1

Run the New-Mailbox -InactiveMailbox cmdlet

Run the Restore-MsolUser cmdlet

Force a synchronization from Azure AD Connect

Answer Area

>

<

↑

↓

- A. Mastered
- B. Not Mastered

Answer: A

Explanation:

Graphical user interface, text, application Description automatically generated
Reference:
https://techcommunity.microsoft.com/t5/exchange-team-blog/common-mailbox-recovery-scenarios-for-hybrid-e

NEW QUESTION 122

- (Exam Topic 5)
You create a transport rule as shown in the following exhibit.

Name

: Rule1

State

: Enabled

Mode

: AuditAndNotify

Priority

: 1

SentTo

: {User1@contoso.com}

StopRuleProcessing

: True

DeleteMessage

: False

Disconnect

: False

RedirectMessageTo

:

RejectMessageEnhancedStatusCode

: 5.7.1

RejectMessageReasonText

: Please forward all sales enquiries to 'Sales@Contoso.com'.

Quarantine

: False

SubjectOrBodyContainsWords

: {Quote, Enquiry, Sales}

Use the drop-down menus to select the answer choice that completes each statement based on the information presented in the graphic.
NOTE: Each correct selection is worth one point.

If an email message sent to User1 contains the word Quote

the message will be rejected

the message will be delivered

the message will be redirected to sales@contoso.com

The transport rule has

the highest priority and cannot be superseded by another rule

the lowest priority. Another rule can supersede Rule1

the medium priority. Another rule can supersede Rule1

- A. Mastered
- B. Not Mastered

Answer: A

Explanation:

Reference:
<https://docs.microsoft.com/en-us/powershell/module/exchange/policy-and-compliance/new-transportrule?view=>

NEW QUESTION 127

- (Exam Topic 5)

You have a Microsoft Exchange Online subscription that uses a namespace of litwareinc.com. You create a connector in Exchange Online that is configured as shown in the following exhibit.

Name	: Contoso
Enabled	: True
UseMXRecord	: True
ConnectorType	: Partner
RecipientDomains	: {Contoso.com}
SmartHosts	: {}
TlsDomain	: Contoso.com
TlsSettings	: DomainValidation
IsTransportRuleScoped	: False
RouteAllMessagesViaOnPremises	: False
CloudServiceMailEnabled	: False
AllAcceptedDomains	: False

Use the drop-down menus to select the answer choice that completes each statement based on the information presented in the graphic.
NOTE: Each correct selection is worth one point.

If an email message is sent to info@contoso.com, the message [answer choice].

will always be delivered by using TLS

will never be delivered by using TLS

will sometimes be delivered by using TLS

If a user attempts to send an email message to info@contoso.com, and the receiving server does not have a certificate that contains the name contoso.com, [answer choice].

the message will be delivered unencrypted

the messages will not be delivered

the message will be delivered by using TLS

- A. Mastered
- B. Not Mastered

Answer: A

Explanation:

If an email message is sent to info@contoso.com, the message [answer choice].

▼

will always be delivered by using TLS

will never be delivered by using TLS

will sometimes be delivered by using TLS

If a user attempts to send an email message to info@contoso.com, and the receiving server does not have a certificate that contains the name contoso.com, [answer choice].

▼

the message will be delivered unencrypted

the messages will not be delivered

the message will be delivered by using TLS

NEW QUESTION 130

- (Exam Topic 5)
You have a Microsoft Exchange Online tenant.
A user named User1 has an Exchange Online mailbox. User1 leaves your company.
You need to configure the user account of User1 to meet the following requirements:

- > The Microsoft 365 license assigned to User1 must be available for another user.
- > Manager1 must be able to manage all the contents in the mailbox of User1.

Which three actions should you perform in sequence? To answer, move the appropriate actions from the list of actions to the answer area and arrange them in the correct order.

Actions

From the Azure Active Directory admin center, delete the account of User1.

From the Azure Active Directory admin center, disable the account of User1.

From the Microsoft 365 admin center, remove the license from User1.

From the Security & Compliance admin center, place the mailbox of User1 on In-Place Hold.

From the Exchange admin center, delete the mailbox of User1.

From the Exchange admin center, grant Manager1 the Full Access permission to the mailbox of User1.

From the Exchange admin center, convert the mailbox of User1 into a shared mailbox.

Answer Area

- A. Mastered
- B. Not Mastered

Answer: A

Explanation:

Actions

From the Azure Active Directory admin center, delete the account of User1.
From the Azure Active Directory admin center, disable the account of User1.
From the Microsoft 365 admin center, remove the license from User1.
From the Security & Compliance admin center, place the mailbox of User1 on In-Place Hold.
From the Exchange admin center, delete the mailbox of User1.
From the Exchange admin center, grant Manager1 the Full Access permission to the mailbox of User1.
From the Exchange admin center, convert the mailbox of User1 into a shared mailbox.

Answer Area

From the Exchange admin center, convert the mailbox of User1 into a shared mailbox.
From the Exchange admin center, grant Manager1 the Full Access permission to the mailbox of User1.
From the Microsoft 365 admin center, remove the license from User1.

NEW QUESTION 134

- (Exam Topic 5)

Your company has a Microsoft Exchange Server 2019 hybrid deployment.

Users in the advertising department and the editorial department of the company have mailboxes in Exchange Online.

A company policy requires that the advertising department users and the editorial department users be segmented based on the following requirements:

- (GAL).
- The editorial department users must not see the advertising department users in the GAL.
- The editorial department users must be treated as external recipients of the advertising department users.
- The advertising department users must be treated as external recipients of the editorial department users.

You need to recommend a solution that meets the requirements and minimize costs and effort. What should you recommend?

- A. In the Exchange Online tenant, create separate address book policies (ABPs) for the advertising and editorial departments.
- B. Migrate all the mailboxes of the advertising department to the on-premises organization, and then enable address book policy (ABP) routing.
- C. Purchase an additional Microsoft 365 subscription, and then migrate all the mailboxes of the advertising department to the new subscription.
- D. Create two address book policies (ABPs) in Exchange Online, and then enable ABP routing for the Exchange Online tenant.

Answer: D

Explanation:

References:

<https://docs.microsoft.com/en-us/exchange/email-addresses-and-address-books/address-book-policies/address-book-policies?view=exchserver-2019>

NEW QUESTION 138

- (Exam Topic 5)

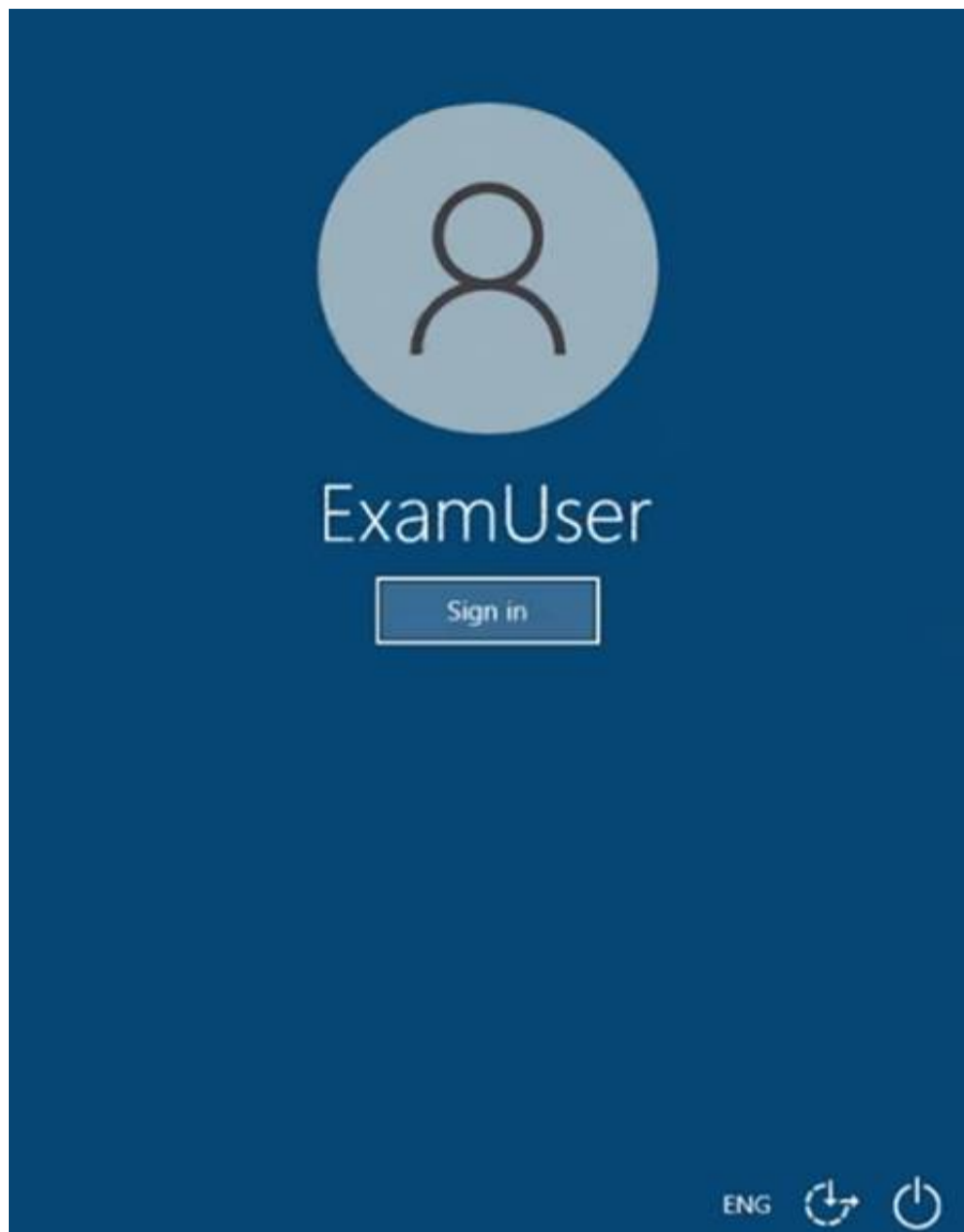
Please wait while the virtual machine loads. Once loaded, you may proceed to the lab section. This may take a few minutes, and the wait time will not be deducted from your overall test time.

When the Next button is available, click it to access the lab section. In this section, you will perform a set of tasks in a live environment. While most functionality will be available to you as it would be in a live environment, some functionality (e.g., copy and paste, ability to navigate to external websites) will not be possible by design.

Scoring is based on the outcome of performing the tasks stated in the lab. In other words, it doesn't matter how you accomplish the task, if you successfully perform it, you will earn credit for that task.

Labs are not timed separately, and this exam may have more than one lab that you must complete. You can use as much time as you would like to complete each lab. But, you should manage your time appropriately to ensure that you are able to complete the lab(s) and all other sections of the exam in the time provided.

Please note that once you submit your work by clicking the Next button within a lab, you will NOT be able to return to the lab.



Use the following login credentials as needed:

To enter your username, place your cursor in the Sign in box and click on the username below.

To enter your password, place your cursor in the Enter password box and click on the password below.

Microsoft 365 Username: admin@abc.com

Microsoft 365 Password: xxxxxx

If the Microsoft 365 portal does not load successfully in the browser, press CTRL-K to reload the portal in a new browser tab.

The following information is for technical support purposes only.

Lab Instance: XXXXXX

You need to prevent users in your company from sending out-of-office replies to users who use an email address suffix of @contoso.com. The solution must NOT use mail flow rules.

To complete this task, sign in to the Exchange admin center.

- A. Mastered
- B. Not Mastered

Answer: A

Explanation:

- In the Exchange admin center, go to Mail flow > Remote domain. s
- Click + Add a remote domain. The Name the domain screen appears.
- In the Name text box, enter a descriptive name for the domain.
- In the Remote Domain text box, enter the full domain name. Use the wildcard character (*) for all subdomains of a specified domain, for example, *.contoso.com.
- Click Next. The Email reply types
- Define the following settings: screen appears.
 - In the Out of Office reply types at this domain section, specify which type of out-of-office replies should be sent to people
 - In the Automatic replies forwarding, or both. section, specify whether you want to allow automatic replies, automatic
- Click Next. The Message reporting screen appears.
- Specify whether you want to allow delivery reports and non-delivery reports by checking the respective check boxes.
- Click Next. The Text and character set
- Define the following settings: screen appears.
 - In the Use Rich-text format pane, specify whether to follow each user's message settings, or whether to

always or never preserve RTF formatting. Selecting Never HTML.
 means that RTF messages are sent as plain text or
 - In the Supported Character Set
 pane, specify which character set to use (if the message doesn't specify the character set) by choosing from the MIME character set
 on-MIME character set
 drop-down list.

➤ Click Next. The Review screen appears.

➤ Review the remote domain settings, and click Save.

Reference:

<https://docs.microsoft.com/en-us/exchange/mail-flow-best-practices/remote-domains/manage-remote-domains> <https://docs.microsoft.com/en-us/exchange/troubleshoot/email-delivery/understand-troubleshoot-oof-replies>

NEW QUESTION 142

- (Exam Topic 5)

You have a Microsoft Exchange Online tenant named contoso.com.

Email messages from a remote domain named fabrikam.com are received from a server that uses a wildcard certificate for fabrikam.com and are encrypted by using TLS.

Fabrikam.com is switching to a third-party cloud filtering service for inbound and outbound email. The IP address used by the third-party service is 131.107.200.10.

You need to reconfigure the connector to only accept messages from fabrikam.com that are encrypted and received from the third-party service.

Which two settings should you modify for the connector? To answer, select the appropriate settings in the answer area.

NOTE: Each correct selection is worth one point.

Edit Connector

What security restrictions do you want to apply?

☒ Reject email messages if they aren't sent over TLS.

☒ And require that the subject name on the certificate that the partner uses to authenticate with Office 365 matches this domain name

*.fabrikam.com

☒ Reject email messages if they aren't sent from within this IP address range

+ -

- A. Mastered
- B. Not Mastered

Answer: A

Explanation:

Graphical user interface, text, application, email Description automatically generated

Reference:

<https://docs.microsoft.com/en-us/exchange/mail-flow-best-practices/use-connectors-to-configure-mail-flow/set>

NEW QUESTION 143

- (Exam Topic 5)

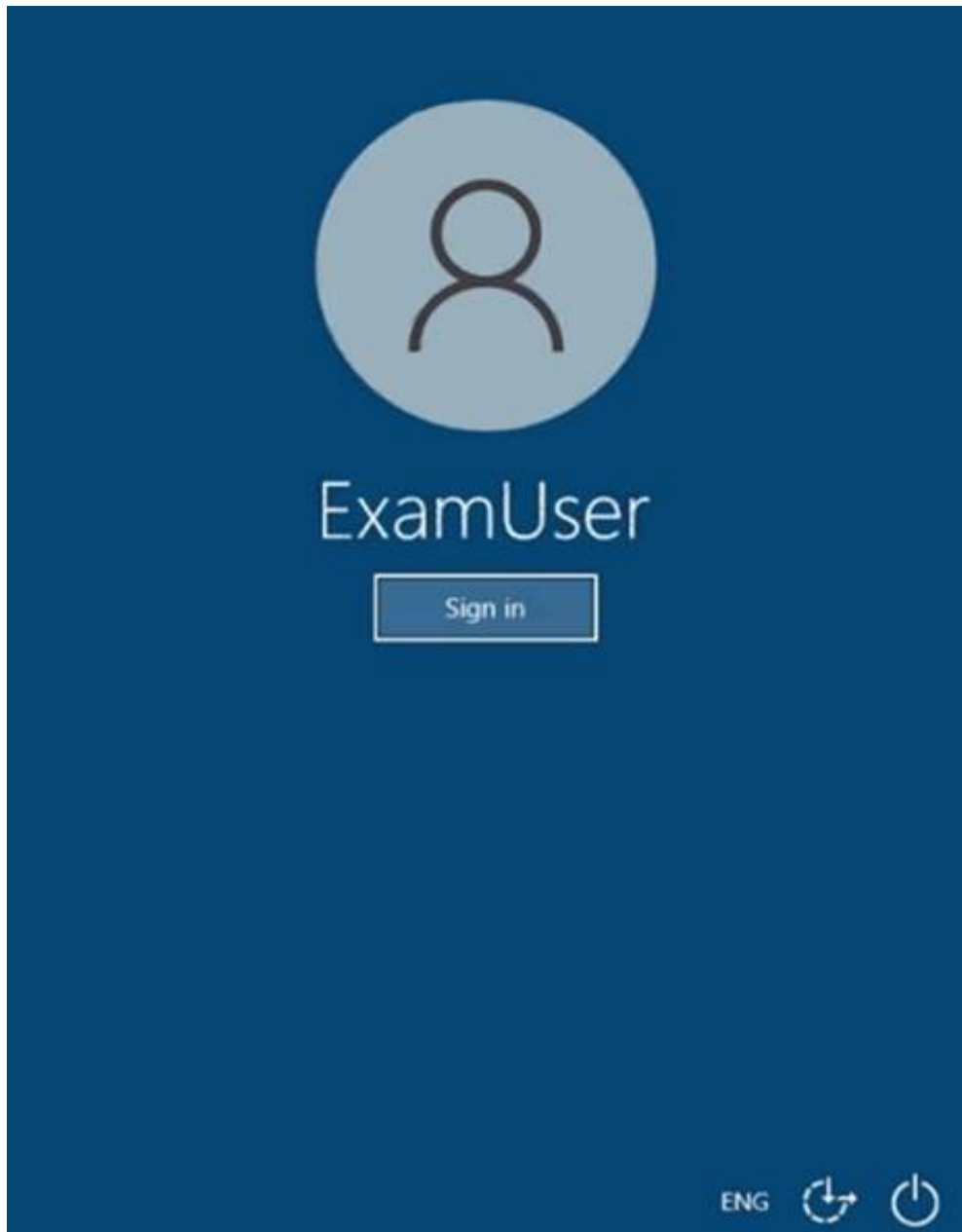
Please wait while the virtual machine loads. Once loaded, you may proceed to the lab section. This may take a few minutes, and the wait time will not be deducted from your overall test time.

When the Next button is available, click it to access the lab section. In this section, you will perform a set of tasks in a live environment. While most functionality will be available to you as it would be in a live environment, some functionality (e.g., copy and paste, ability to navigate to external websites) will not be possible by design.

Scoring is based on the outcome of performing the tasks stated in the lab. In other words, it doesn't matter how you accomplish the task, if you successfully perform it, you will earn credit for that task.

Labs are not timed separately, and this exam may have more than one lab that you must complete. You can use as much time as you would like to complete each lab. But, you should manage your time appropriately to ensure that you are able to complete the lab(s) and all other sections of the exam in the time provided.

Please note that once you submit your work by clicking the Next button within a lab, you will NOT be able to return to the lab.



Use the following login credentials as needed:

To enter your username, place your cursor in the Sign in box and click on the username below.

To enter your password, place your cursor in the Enter password box and click on the password below.

Microsoft 365 Username: admin@abc.com

Microsoft 365 Password: xxxxxx

If the Microsoft 365 portal does not load successfully in the browser, press CTRL-K to reload the portal in a new browser tab.

The following information is for technical support purposes only.

Lab Instance: XXXXXX

You need to ensure that when emails containing an attachment that uses an .ace extension is sent to your company, the email is blocked. Each time an email is blocked, a notification must be sent to security@contoso.com.

To complete this task, sign in to the Exchange admin center.

- A. Mastered
- B. Not Mastered

Answer: A

Explanation:

or select Delete the message without notifying anyone.

If it's required, add a statement to inform users who will receive the non-delivery report (NDR) of the reason that mail delivery failed, and then select OK.

➤ Specify any additional options such as rule auditing and rule activation or deactivation time, and then select Save.

Reference:

<https://docs.microsoft.com/en-us/exchange/troubleshoot/email-delivery/how-to-block-message-from-being-sent>

NEW QUESTION 145

- (Exam Topic 5)

You have a Microsoft Exchange Server 2019 hybrid deployment.

You are migrating mailboxes from the on-premises organization to Exchange Online.

From the Exchange admin center, you create a new migration batch that includes 25 mailboxes, and then you select Manual Complete the batch.

Later, you must complete the migration of a mailbox named user1@litware.com in the batch as soon as possible. You discover that the status of the migration batch is Syncing, but the status of the move request for user1@litware.com is Synced.

You need to complete the migration of the user1@litware.com mailbox to Exchange Online as soon as possible.

How should you complete the command? To answer, select the appropriate options in the answer area.

NOTE: Each correct selection is worth one point.

	▼	-Identity "user1@litware.com"		▼
Set-MoveRequest			-CompleteAfter(Get-Date)	
Set-MigrationBatch			-SuspendWhenReadyToComplete \$false	
Set-MigrationConfig			-PreventCompletion \$false	

Resume-MoveRequest -Identity "user1@litware.com"

- A. Mastered
- B. Not Mastered

Answer: A

Explanation:

Reference:

<https://docs.microsoft.com/en-us/powershell/module/exchange/move-and-migration/set-moverrequest?view=exc>

NEW QUESTION 147

- (Exam Topic 5)

You have a Microsoft Exchange Online tenant.

All users are assigned only an Office 365 Enterprise E3 license.

You need to ensure that the users can use only Microsoft Outlook to connect to their Microsoft 365 mailbox when they connect from an Android device. What should you create?

- A. an Outlook Web App policy in Exchange Online
- B. a connection filter policy in Exchange Online Protection (EOP)
- C. an Exchange ActiveSync device access rule
- D. an app protection policy in Microsoft Endpoint Manager

Answer: C

NEW QUESTION 149

- (Exam Topic 5)

You have a hybrid deployment that contains a Microsoft Exchange Online tenant and an on-premises Exchange Server 2019 server named Server1.

Server1 uses a certificate from a third-party certification authority (CA). The certificate is enabled for the SMTP service.

You replace the certificate with a new certificate.

You discover that delivery fails for all email messages sent from Server1 to your Microsoft 365 tenant.

You receive the following error message for all the queued email messages: "450 4.4.101 Proxy session setup failed on Frontend with 451 4.4.0 Primary target IP address responded with 451 5.7.3 STARTTLS is required to send mail."

You need to ensure that the messages are delivered successfully from Server1 to the Microsoft 365 tenant. What should you do?

- A. From the Exchange admin center, update the certificate thumbprint in the properties of a connector
- B. From Server1, regenerate the certificate and select Make private keys exportable
- C. From the firewall, disable SMTP content inspection
- D. From Server1, enable the new certificate for the IMAP4 service

Answer: C

NEW QUESTION 151

- (Exam Topic 5)

You have a Microsoft Exchange Server 2019 organization. You purchase a Microsoft Office 365 E5 subscription.

You plan to implement Exchange Modern Hybrid and free/busy sharing.

Which two components should you configure for the planned implementations? Each correct answer presents part of the solution.

NOTE: Each correct selection is worth one point.

- A. a sharing policy
- B. a federation trust
- C. a relying party trust
- D. Active Directory Lightweight Directory Services (AD LDS)
- E. an organization relationship

Answer: BE

Explanation:

References:

<https://docs.microsoft.com/en-us/exchange/shared-free-busy>

NEW QUESTION 155

- (Exam Topic 5)

You have a Microsoft Exchange Server 2019 organization.

The recovery options for a user named User1 are configured as shown in the following exhibit.

```
[PS] C:\Windows\system32>Get-Mailbox User1 | fl RetainDeletedItemsFor,
RetainDeletedItemsUntilBackup,SingleItemRecoveryEnabled,Database

RetainDeletedItemsFor      : 14.00:00:00
RetainDeletedItemsUntilBackup : False
SingleItemRecoveryEnabled  : False
Database                   : MD001

[PS] C:\Windows\system32>Get-MailboxDatabase MD001 | fl
DeletedItemRetention, RetainDeletedItemsUntilBackup

DeletedItemRetention       : 30.00:00:00
RetainDeletedItemsUntilBackup : False
```

Use the drop-down menus to select the answer choice that completes each statement based on the information presented in the graphic.
NOTE: Each correct selection is worth one point.

Email messages that are soft deleted by User1 will
be available for the user to recover [answer choice].

for 14 days

for 30 days

until a backup occurs 14 days after the deletion

until a backup occurs 30 days after the deletion

When email messages are hard deleted by User1,
[answer choice] restoring from a backup.

only an administrator can recover the messages without

an administrator or User1 can recover the messages without

the messages can be recovered only by

- A. Mastered
- B. Not Mastered

Answer: A

Explanation:

Graphical user interface, text, application Description automatically generated

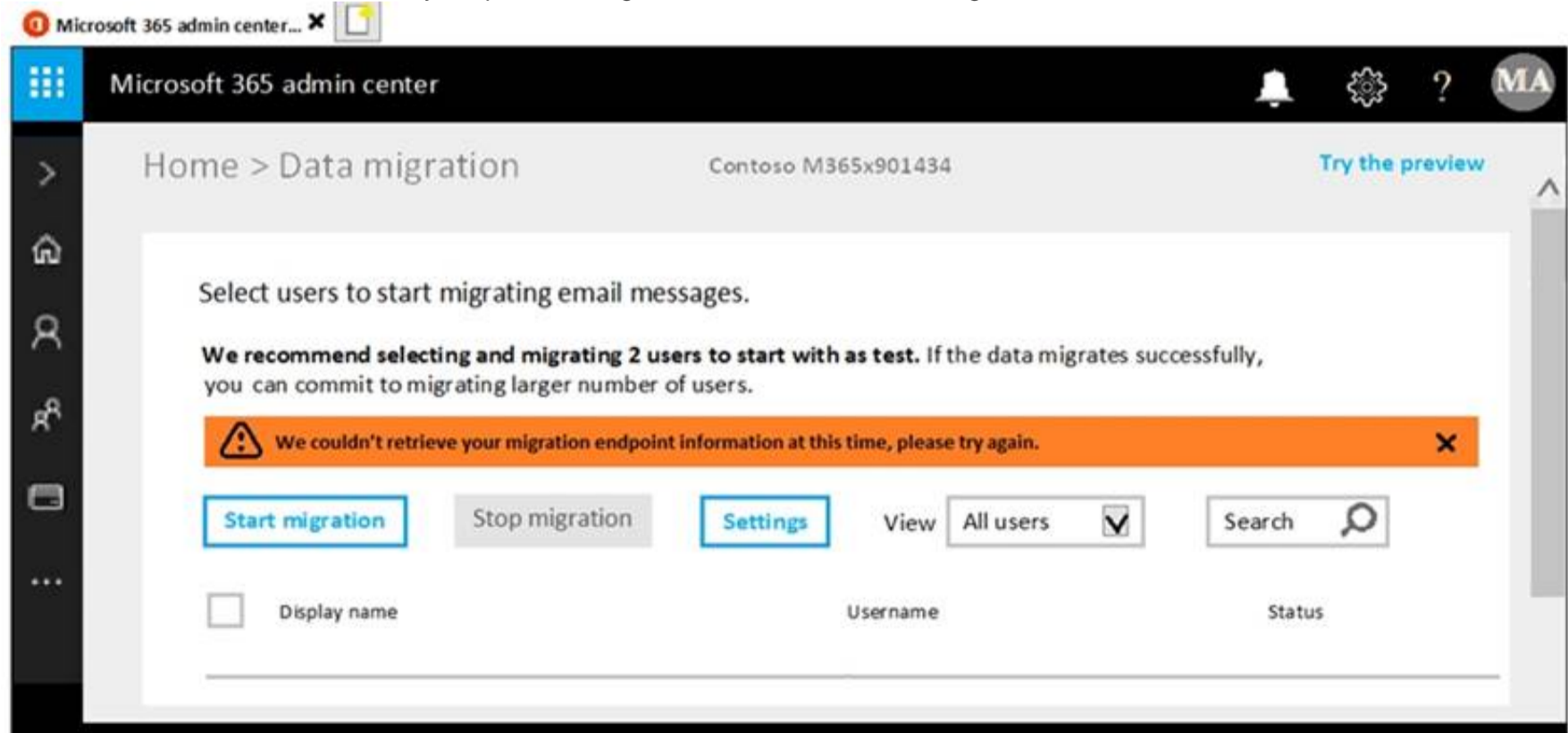
Reference:

<https://docs.microsoft.com/en-us/powershell/module/exchange/set-mailbox?view=exchange-ps> <https://docs.microsoft.com/en-us/powershell/module/exchange/set-mailboxdatabase?view=exchange-ps>

NEW QUESTION 159

- (Exam Topic 5)

You have a Microsoft Exchange Server 2019 organization and a Microsoft 365 E5 subscription.
From the Microsoft 365 admin center, you open Data migration as shown in the following exhibit.



Use the drop-down menus to select the answer choice that completes each statement based on the information presented in the graphic.
NOTE: Each correct selection is worth one point.

The Microsoft Office 365 Hybrid Configuration wizard [answer choice].

must be downloaded

was completed

was not run

The move mailboxes, the [answer choice] virtual directory must be available to Exchange Online.

Autodiscover

ecp

EWS

mapi

PowerShell

- A. Mastered
- B. Not Mastered

Answer: A

Explanation:
References:
<https://www.stellarinfo.com/blog/hybrid-migration-migrate-exchange-mailboxes-office-365/> <https://www.kerndatarecovery.com/blog/migrate-from-exchange-on-premises-to-exchange-online-in-hybrid-en>

NEW QUESTION 161
- (Exam Topic 5)

You have a hybrid deployment between a Microsoft Exchange Online tenant and an on-premises Exchange Server 2013 organization. The deployment contains the public folders shown in following table.

Name	Location
PF1	Exchange Server 2013
PF2	Exchange Online

You need to configure the deployment to meet the following requirements:

- Exchange Server 2013 mailboxes must be able to access PF2.
- Exchange Online mailboxes must be able to access PF1.

Which PowerShell script should you run from an Exchange Server 2013 server to meet each requirement? To answer, drag the appropriate scripts to the correct requirements. Each script may be used once, more than once, or at all. You may need to drag the split bar between panes or scroll to view content.
NOTE: Each correct selection is worth one point.

PowerShell Scripts

Import-PublicFolderMailboxes.ps1

Sync-MailPublicFolders.ps1

Sync-MailPublicFoldersCloudToOnprem.ps1

Sync-ModernMailPublicFolders.ps1

Answer Area

Enable Exchange Server 2013 mailboxes to access PF2:

Enable Exchange Online mailboxes to access PF1:

- A. Mastered
- B. Not Mastered

Answer: A

Explanation:
Graphical user interface, text, application Description automatically generated
Reference:
<https://docs.microsoft.com/en-us/exchange/hybrid-deployment/set-up-exo-hybrid-public-folders> <https://docs.microsoft.com/en-us/exchange/hybrid-deployment/set-up-modern-hybrid-public-folders>

NEW QUESTION 164

- (Exam Topic 5)

You have a Microsoft Exchange Online tenant.

You plan to filter all inbound and outbound email messages by using a third-party message hygiene solution. You need to ensure that all the email sent and received by the tenant is filtered through the message hygiene solution. The solution must ensure that only the message hygiene solution can send email to the tenant.

What should you configure for the tenant? To answer, select the appropriate options in the answer area.

NOTE: Each correct selection is worth one point.

DNS records:

	▼
Mail exchanger (MX)	
Alias (CNAME)	
Host (A)	
Service location (SRV)	

Exchange Online configuration:

	▼
One inbound connector and one Outbound connector	
One inbound connector only	
One Outbound connector only	
One remote domain and one accepted domain	

- A. Mastered
- B. Not Mastered

Answer: A

Explanation:

Reference:

<https://docs.microsoft.com/en-us/exchange/mail-flow-best-practices/manage-mail-flow-using-third-party-cloud>

NEW QUESTION 169

- (Exam Topic 5)

You have a Microsoft Exchange Online tenant.

You need to perform an In-Place eDiscovery search. The solution must meet the following requirements: ➤ Minimize administrative effort.

- Search both public folders and mailboxes.
- Use an In-Place Hold to place the search results on hold. What should you do in the Microsoft 365 compliance center?

- A. Search the public folders and the mailboxes in a single search, and then place the results on In-Place Hold.
- B. Search the public folders first, and then place the results on In-Place Hold
- C. Search the mailboxes second, and then place the results on In-Place Hold.
- D. Search the public folders and the mailboxes in a single search
- E. Once the search completes, place only the mailboxes that contain results and the public folders on In-Place Hold.

Answer: A

Explanation:

Reference:

<https://docs.microsoft.com/en-us/exchange/policy-and-compliance/ediscovery/search-public-folders?view=exchserver-2019>

NEW QUESTION 172

- (Exam Topic 5)

You have two mailboxes named Mailbox1 and Mailbox2 that have the ProhibitSendReceiveQuota parameter set to 50 G.B

From a Microsoft Exchange Online tenant, you run the following PowerShell command.

```
PS C:\> Get-Mailbox | Select-Object Alias, RecipientTypeDetails | FT -AutoSize
```

Alias	RecipientTypeDetails
-----	-----
Mailbox1	SharedMailbox
Mailbox2	RoomMailbox

You receive the license status of each mailbox and discover the configurations shown in the following table.

Alias	SKUAssigned
Mailbox1	False
Mailbox2	False

You need to increase the quota for Mailbox1 and Mailbox2. What should you do first?

- A. Assign a license to each mailbox.
- B. Convert each mailbox into an equipment mailbox.

- C. Enable an archive for each mailbox.
- D. Place both mailboxes on retention hold.

Answer: A

Explanation:

Shared and resource mailboxes don't require a license. However, without a license, these mailboxes are limited to 50 GB. To increase the mailbox size, an E3 or E5 license must be assigned. This will increase the mailbox to 100 GB.

Reference:

<https://docs.microsoft.com/en-us/office365/servicedescriptions/exchange-online-service-description/exchange-o>

NEW QUESTION 176

- (Exam Topic 5)

You have a Microsoft Exchange Server 2019 organization.

You plan to implement a hybrid deployment between Exchange Online and Exchange Server.

You need to install the Exchange Online Hybrid Agent. The solution must use the principle of least privilege. To which roles should you be assigned to perform the installation? To answer, drag the appropriate roles to the correct products. Each role may be used once, more than once, or not at all. You may need to drag the split bar between panes or scroll to view content.

NOTE: Each correct selection is worth one point.

Answer Area

Global Admin	
Exchange Administrator	Microsoft Office 365
Service Administrator	
Organization Management	Exchange Server 2019
Server Management	

- A. Mastered
- B. Not Mastered

Answer: A

Explanation:

Reference:

<https://docs.microsoft.com/en-us/exchange/hybrid-deployment/hybrid-agent>

NEW QUESTION 179

- (Exam Topic 5)

All the users in your company are licensed for Microsoft 365 and connect to their mailbox from client computers that run Windows 10.

The users connect to Outlook on the web by using the following browsers:

- > Google Chrome
- > Microsoft Edge
- > Firefox

You apply restrictions for Outlook on the web sessions by using app protection policies in Microsoft Endpoint Manager, and then you deploy several Outlook Web App policies.

You need to ensure that the users can continue to connect successfully to their mailbox by using Outlook on the web.

What should you do?

- A. Enroll all the computers in Microsoft Intune
- B. Instruct all the users to connect by using Microsoft Edge only
- C. From Microsoft Cloud App Security, configure a sanctioned application

Answer: A

Explanation:

Reference:

<https://docs.microsoft.com/en-us/mem/intune/apps/app-protection-policy>

NEW QUESTION 181

- (Exam Topic 5)

You have 1,000 user accounts that are each licensed for Microsoft 365. Each user account has a Microsoft Exchange Online mailbox.

Ten of the user accounts are configured as service accounts for applications. The applications send event notifications to the mailboxes of the service accounts by using SMTP. The developers of each application have delegated access to the mailbox of their respective application. The solution must minimize licensing costs.

What should you do?

- A. Replace the service account mailboxes with a Microsoft 365 group
- B. Convert the service account mailboxes into mail-enabled contacts
- C. Replace the service account mailboxes with a single user mailbox

D. Replace the service account mailboxes with a single user mailbox that contains a folder for each application.

Answer: B

NEW QUESTION 183

- (Exam Topic 5)

You have a Microsoft Exchange Server 2019 organization.

You need to ensure that all email is retained for one year, and then moved to an archive mailbox. What should you use?

- A. a default policy tag
- B. a data loss prevention (DLP) policy
- C. a personal tag
- D. a retention policy tag

Answer: A

Explanation:

<https://docs.microsoft.com/en-us/exchange/policy-and-compliance/mrm/retention-tags-and-retention-policies?vi>

NEW QUESTION 184

- (Exam Topic 5)

You have a Microsoft 365 subscription.

Several users report today that they cannot access email from their mobile device. They successfully accessed their email from the same device yesterday.

You need to identify which mobile device access rule applies to the devices. Which cmdlet should you run?

- A. Get-MsolDevice
- B. Get-DeviceTenantRule
- C. Get-MobileDevice
- D. Get-ActiveSyncMailboxPolicy

Answer: C

Explanation:

The Get-MobileDevice cmdlet returns identification, configuration, and status information for each mobile device.

Note: The Get-MobileDeviceStatistics cmdlet can also be used. Reference:

<https://docs.microsoft.com/en-us/powershell/module/exchange/devices/get-mobiledevice?view=exchange-ps>

NEW QUESTION 185

- (Exam Topic 5)

Your network contains an Active Directory domain named corp.contoso.com. The domain contains client computers that have Microsoft Office 365 Apps installed.

You have a hybrid deployment that contains a Microsoft Exchange Online tenant and an on-premises Exchange Server 2019 server named Server1. All recipients use an email address suffix of Contoso.com.

You migrate all the Exchange Server recipients to Exchange Online, and then decommission Server1. Users connected to the internal network report that they receive an Autodiscover error when they open

Microsoft Outlook.

You need to ensure that all users can connect successfully to their mailbox by using Outlook. Which two actions should you perform? Each correct answer presents a complete solution. NOTE: Each correct selection is worth one point.

- A. From the corp.contoso.com DNS zone, modify the Autodiscover host (A) record.
- B. Add an accepted domain.
- C. From the contoso.com DNS zone, modify the Autodiscover alias (CNAME) record
- D. Modify the name of the TLS certificate.
- E. From the domain, modify the Autodiscover service connection point (SCP).

Answer: CE

NEW QUESTION 186

- (Exam Topic 5)

Note: This question is part of a series of questions that present the same scenario. Each question in the series contains a unique solution that might meet the stated goals. Some question sets might have more than one correct solution, while others might not have a correct solution.

After you answer a question in this section, you will NOT be able to return to it. As a result, these questions will not appear in the review screen.

You have a Microsoft Exchange Server 2019 organization that contains 200 mailboxes.

You need to add a second email address to each mailbox. The address must have a syntax that uses the first letter of each user's last name, followed by the user's first name, and then @fabrikam.com.

Solution: You create an email address policy that uses the %1g%s@fabrikam.com email address format. Does this meet the goal?

- A. Yes
- B. No

Answer: B

Explanation:

Reference:

<https://docs.microsoft.com/en-us/exchange/email-addresses-and-address-books/email-address-policies/email-add>

NEW QUESTION 187

- (Exam Topic 5)

Note: This question is part of a series of questions that present the same scenario. Each question in the series contains a unique solution that might meet the

stated goals. Some question sets might have more than one correct solution, while others might not have a correct solution.
After you answer a question in this section, you will NOT be able to return to it. As a result, these questions will not appear in the review screen.
You have a Microsoft Exchange Online tenant that contains 1,000 mailboxes.
All the users in the sales department at your company are in a group named Sales.
The company is implementing a new policy to restrict the use of email attachments for the users in the Sales group.
You need to prevent all email messages that contain attachments from being delivered to the users in the Sales group.
Solution: You modify the permissions granted to the Sales group. Does this meet the goal?

- A. Yes
- B. No

Answer: B

Explanation:

Create a mail flow rule.

Reference:

<https://docs.microsoft.com/en-us/exchange/security-and-compliance/mail-flow-rules/common-attachmentblocki>

NEW QUESTION 189

- (Exam Topic 5)

Note: This question is part of a series of questions that present the same scenario. Each question in the series contains a unique solution that might meet the stated goals. Some question sets might have more than one correct solution, while others might not have a correct solution.
After you answer a question in this section, you will NOT be able to return to it. As a result, these questions will not appear in the review screen.
You have a Microsoft Exchange Online tenant that contains 1,000 mailboxes.
All the users in the sales department at your company are in a group named Sales.
The company is implementing a new policy to restrict the use of email attachments for the users in the Sales group.
You need to prevent all email messages that contain attachments from being delivered to the users in the Sales group.
Solution: You modify the Exchange Online Protection (EOP) settings. Does this meet the goal?

- A. Yes
- B. No

Answer: B

Explanation:

You can block common attachments (attachments commonly used as malware) in EOP but not all attachments as required in this question. Instead, you should create a mail flow rule.

Reference:

<https://docs.microsoft.com/en-us/exchange/security-and-compliance/mail-flow-rules/common-attachmentblocki>

NEW QUESTION 194

.....

Thank You for Trying Our Product

We offer two products:

1st - We have Practice Tests Software with Actual Exam Questions

2nd - Questions and Answers in PDF Format

MS-203 Practice Exam Features:

- * MS-203 Questions and Answers Updated Frequently
- * MS-203 Practice Questions Verified by Expert Senior Certified Staff
- * MS-203 Most Realistic Questions that Guarantee you a Pass on Your First Try
- * MS-203 Practice Test Questions in Multiple Choice Formats and Updates for 1 Year

100% Actual & Verified — Instant Download, Please Click
[Order The MS-203 Practice Test Here](#)